无锡市群星线缆有限公司
WUXI CITY QUNXING WIRE & CABLE CO.,LTD

上海玖开电线电缆有限公司
SHANGHAI JOCA WIRE & CABLE CO.,LTD

WuxiAdd：江苏省宜兴市官林镇工业集中C区
Tel：86-510-80777722 Fax：86-510-87208560
http://www.qunxingcable.com

ShanghaiAdd：上海市奉贤区浦卫公路875号(邬桥)
Tel：86-21-37100188 Fax：86-21-57418168
http://www.jiukaicable.com
服务热线：4000-553-599

JOCA
玖开集团

传 世 界　创 未 来

WIRE AND CABLE BROCHURE

电线电缆产品说明书

无锡市群星线缆有限公司
WUXI CITY QUNXING WIRE & CABLE CO.,LTD

公司简介

Company Profile

玖开控股集团是一家注册总股本2.5亿元，占地面积18万㎡，拥有全国及境外分公司和办事处100多家，年生产能力30亿元的综合性控股公司。集团多年来不断在线缆行业上下游纵深发展，倾力打造国内首家覆盖高低压电缆、特种电缆、弱电智能化安防线缆及光通信领域全系列的专业系统集成商。其控股及全资子公司包括：无锡市群星线缆有限公司—以电力电缆为依托，以超柔性防火、铝合金电缆等特种电缆为特色的生产基地；上海玖开电线电缆有限公司—国内领先的弱电线缆产品与服务供应商；玖开通信技术（上海）有限公司—铜缆、光缆及家居布线系统解决专家；江苏玖开智能电力科技有限公司—超高压及以下电缆附件产品及安装施工系统服务商。

无锡市群星线缆有限公司，注册资金1.68亿元，占地13万㎡，总资产超5亿元，AAA资信等级企业，省级高新技术企业，拥有自营出口权，专业从事电线电缆的研发、生产、销售和服务，主要产品包括：35kV以下高低压电缆、新型超柔性矿物绝缘防火电缆、节能型铝合金电缆、高低压架空导线、控制电缆、屏蔽电缆、橡套电缆、布电线。

自1999年成立以来，群星线缆逐步探索出了一条“差异化竞争”之路，在夯实传统线缆产品的基础上，瞄准特种电缆市场，不断进行工艺技术革新，以科技创新带动企业的转型升级，掌握核心技术，打造具有群星特色的核心竞争力。目前，公司已获得国内外专利20余项，生产的“径向组合防水控制电缆”、“综合阻水中压电力电缆”、“耐磨抗拉防鼠蚁电力电缆”和“无卤低烟阻燃聚烯烃护套环保电缆”通过江苏省高新技术产品认定；“群丰”牌电线电缆产品先后获得无锡市名牌产品、中国名优产品等称号。

抢占核心技术高点是企业飞速发展之动力，强化内部科学管理是企业深根固柢之根本。群星线缆高起点、高要求，以独特的市场定位、多元化的激励机制、细分化的流程管理和规范化的制度管理，打造了一个年轻、专业的管理团队，构建了一个科学、高效的管理体系，先后通过ISO9001质量管理、ISO14001环境管理、OHSAS18001职业健康安全管理体系认证，3C认证，德国莱茵TUV认证和国际标准产品标志认证。

玖开控股集团怀揣“打造中国线缆行业引擎企业”的美好愿景，秉承“拼搏、创新、坚持、进取”的核心价值观，在集团的总体部署和引领下，定位不同的细分市场，打造一条各具特色、定位精准、互为补充的线缆产业链，以新三板上市为契机，在风险可控的情况下适时开展兼并收购，巩固安防电缆、特种电缆、环保节能型电缆等优势，扩大产品覆盖范围，培育新的利润增长点，不断向专业化、高端化、集成化迈进。玖开人铭记“编织信赖、传递爱”这一使命，塑造和维护品质可靠、值得信赖、安全稳定的品牌形象，我们不仅用线缆传递物质能量，更用爱心传递人们对光明生活的期待、对安全环境的渴望和对便捷信息的需求。

“传世界、创未来”。玖开愿与您一起携手合作，共创未来！

Jiukai Holding Group is a synthetic holding corporation, who has registered total capital RMB 250 million, area 180,000 square meters, more than 100 subsidiary companies and branch office and annual output 3 billion RMB. These years, our group develops in kinds of cable industry. We do our best to create the first domestic integrated cable supplier covering HV&LV cable, special cable, low voltage intelligent security cable, optical cable, telecom cable and all ranges. Our group includes following subsidiary companies:

1)Wuxi City Qunxing Wire & Cable Co., Ltd is a cable manufacturing base focus on power cable and features super-flexible fire-proof cable, aluminum alloy cables.

2)Shanghai Jiukai Wire & Cable Co., Ltd is a leading supplier of low voltage cable and related service.

3)Jiukai communication Technology (Shanghai) Co., Ltd is a specialist in copper cable, optical cable and installation system solution.

4)Jiangsu Jiukai Intelligent Power Technology Co., Ltd is a service provider of supper LV cables & related cable accessories and installation construction system.

Wuxi City Qunxing Wire & Cable Co., Ltd has registered total capital RMB 168 million, area 130,000 square meters, total assets over RMB 500 million. We are authorized AAA credit enterprise and provincial high-tech enterprise. We have the self-exporting right. We dedicate to cable R&D, manufacture, sales and service. Our main products includes 35kM below HV&LV power cable, new type supper flexible mineral insulated fire-proof cable, energy-saving aluminum alloy cable, HV&LV aerial conductor, control cable, Shielded cable, rubber cable and installation cable.

Since founded in 1999, Wuxi City Qunxing Wire & Cable Co., Ltd explore a new way of “diversified competition”. Based on traditional cable product, We aim at special cable market and promote technology innovation. In order create Qunxing characteristic core competency, we drive the transformation and upgrading of the enterprise with Technological innovation and master the core technology. So far, we have got 20 domestic and overseas patent. “Radial composite waterproof control cable”, “Comprehensive water-proof MV power cable” and “Low smoke zero halogen flame retardant Polyolefin Sheathed RoHS environmental cable” has been approved as Jiangsu province Hi-technology product. Brand “Qunfeng” wires & cables are titled as “Wuxi city Top-brand product” & “Chinese Famous Brand product”.

Taking the core technology is the motivation of our enterprise’s rapid development. Strengthening the internal scientific management is our enterprise’s solid foundation. Qunxing wire & cable have high origin and high standard. With unique market orientation, diversified incentive mechanism of diversification, subdivided process management and standardized management system, we create a young & professional management team and build a scientific and effective management system. We have achieveed ISO9001 quality control system, ISO14001 environmental management system, OHSAS18001 Occupational health and safety management system certification, CCC certificate, German Rhein TUV Certificate and International standard product symbol certificate.

Jiukai group have a great vision to create the engine enterprise of China wire & cable industry. Taking orders of core value “struggle, Innovation, persistence, and progressive”, under the group's overall deployment and guiding, we orientate different market segments to build a characteristic, accurate orientated and complementary cable industry chain. On the moment of “new three board list”, we proceed with mergers and acquisitions with controllable risky. On the base of the advance in security cables, special cables, environmental & energy-saving cable, we aim to extend the product range and cultivate new economic growth points. We stride forward to be more professional, upscale and integrated. Jiukai staffs bear in mind of “Weaving trust and passing love”. We Shape and maintain the brand image of reliable quality, worthy of trust, security & stability. Our wire & cables not only transfer physical-energy, but also pass all the people’s expectation to bright life, desire of safe environment and demands of convenient information.

“Transmission to world and create the future”. Jiukai is willing to collaborate with you and create the future together.

企业风彩



快乐工作、乐观生活——公司不断为员工创造良好的工作和生活环境，激发员工的工作热情，打造年轻活跃、积极高效的人才团队。

QUNXING WIRE AND CABLE
QUNXING WIRE AND CABLE

JOCA 玖开集团

企业风彩

品质传输价值——公司拥有专业的技术团队和高端的检测设备，塑造和维护质量可靠、值得信赖、安全稳定的品牌形象。

QUNXING WIRE AND CABLE
QUNXING WIRE AND CABLE

企业风彩

过程严控、精益求精——公司拥有高素质的生产技师队伍和国际一流水平的生产装备，从人、机、料、法、环各环节精准控制，实现精细化管理。

QUNXING WIRE AND CABLE
QUNXING WIRE AND CABLE

JOCA 玖开集团

工程实例图

华芳集团

上海宝钢集团

上海同济大学

陕西省电力公司


北京首都机场中国民用航空飞行检验中心

QUNXING WIRE AND CABLE
QUNXING WIRE AND CABLE

工程实例图

安康水利发电厂

上海龙之梦大酒店

上海地杰国际城

徐州日报社

中南电力设计院

QUNXING WIRE AND CABLE
QUNXING WIRE AND CABLE

JOCA 玖开集团

目录

DIRECTORY

I.额定电压450/750V及以下聚氯乙烯绝缘电缆 ····· 1–14

II.聚氯乙烯绝缘控制电缆 ····· 15–48

III.电子计算机电缆 ····· 49–53

IV.额定电压450/750V及以下橡皮绝缘电缆 ····· 54–63

V.额定电压0.6/1kV及以下聚氯乙烯绝缘电力电缆 ····· 64–90

VI.额定电压0.6/1kV及以下交联聚乙烯绝缘电力电缆 ····· 91–117

VII.额定电压0.6/1kV及以下耐火电力电缆 ····· 118–147

VIII.额定电压1kV、10kV、35kV架空绝缘电力电缆 ····· 148–153

IX.分支电缆 ····· 154–159

X.额定电压6~35kV及以下交联聚乙烯绝缘电力电缆 ····· 160–193

额定电压450/750V及以下聚氯乙烯绝缘电缆

产品标准 Reference Standards

本产品按GB/T5023-2008《额定电压450/750v及以下聚氯乙烯绝缘电缆》、JB/T8734-2012《额定电压450/750v以下聚氯乙烯绝缘电缆电线和软线》标准生产，同时还可根据用户需要按国际电工委员会推荐标准IEC、英国标准、德国标准及美国标准生产。

The product is manufactured accoring to the standards of GB/T 5023-2008 and JB/T 8734-2012 or IEC,BS,DIN and ICEA upon repuest.

适用范围 Applications

本产品分别适用于额定电压450/750V及以下的动力装置，固定布线及挠性连接电器之用。

The products is suitable for power installation fixed wiring or flexible connection for el-electrical appliances with ratedvoltsge up to and including 450/750V respectively.

使用特性 Operating characteristics

额定电压Uo/U为450/750V、300/500V和300/300V

Rated voltage Uo/U:450/750V、300/500V and 300/300V.

电缆导体的允许长期最高工作温度：

Max .Permissble continuous operating temperature of the conductor:

60227 IEC 07 (BV-90)····· 90℃

60227 IEC08 (RV-90) ····· 90℃

其他型号For other types ····· 70℃

电缆敷设时环境温度应不低于0℃

The ambient temperature under installation shall not below 0℃

电缆弯曲半径：

The bending radius of cable:

D≤25mm ····· ≥4D

D>25mm ····· ≥6D

（D-电缆外径Diameter of the cable)

60227 IEC 75(RVVY)

耐油聚氯乙烯护套非屏蔽软电缆
Oil-proof PVC sheathed,non-screened flexible cable

芯数×标称截面 Number and nom. Cross-section of conductors mm²	绝缘厚度 Insulation thickness mm	内护层厚度 Inner sheath thickness mm	平均外径 Average diameter of cable		70℃最小绝缘电阻 Min.insulation resistance (70℃) MΩ.km
			下限 Min.mm	上限 Max.mm	
2×0.5	0.6	0.7	5.2	6.6	0.013
2×0.75	0.6	0.8	5.7	7.2	0.011
2×1	0.6	0.8	5.9	7.5	0.010
2×1.5	0.7	0.8	6.8	8.6	0.010
2×2.5	0.8	0.9	8.2	10.3	0.009
3×0.5	0.6	0.7	5.5	7.0	0.013
3×0.75	0.6	0.8	6.0	7.6	0.011
3×1	0.6	0.8	6.3	8.0	0.010
3×1.5	0.7	0.9	7.4	9.4	0.010
3×2.5	0.8	1.0	9.0	11.2	0.009
4×0.5	0.6	0.8	6.2	7.9	0.013
4×0.75	0.6	0.8	6.6	8.3	0.011
4×1	0.6	0.8	6.9	8.7	0.010
4×1.5	0.7	0.9	8.2	10.2	0.010
4×2.5	0.8	1.1	10.1	12.5	0.009
5×0.5	0.6	0.8	6.8	8.6	0.013
5×0.75	0.6	0.9	7.4	9.3	0.011
5×1	0.6	0.9	7.8	9.8	0.010
5×1.5	0.7	1.0	9.1	11.4	0.010
5×2.5	0.8	1.1	11.0	13.7	0.009
6×0.5	0.6	0.9	7.6	9.6	0.013
6×0.75	0.6	0.9	8.1	10.1	0.011
6×1	0.6	1.0	8.7	10.8	0.010
6×1.5	0.7	1.1	10.2	12.6	0.010
6×2.5	0.8	1.2	12.2	15.1	0.009
7×0.5	0.6	0.9	8.3	10.4	0.013
7×0.75	0.6	1.0	9.0	11.3	0.011
7×1	0.6	1.0	9.5	11.8	0.010
7×1.5	0.7	1.2	11.3	14.1	0.010
7×2.5	0.8	1.3	13.6	16.8	0.009

QUNXING WIRE AND CABLE
QUNXING WIRE AND CABLE

60227 IEC 75(RVVY)

耐油聚氯乙烯护套非屏蔽软电缆
Oil-proof PVC sheathed,non-screened flexible cable

芯数×标称截面 Number and nom. Cross-section of conductors mm²	绝缘厚度 Insulation thickness mm	内护层厚度 Inner sheath thickness mm	平均外径 Average diameter of cable		70℃最小绝缘电阻 Min.insulation resistance (70℃) MΩ.km
			下限 Min.mm	上限 Max.mm	
12×0.5	0.6	1.1	10.4	12.9	0.013
12×0.75	0.6	1.1	11.0	13.7	0.011
12×1	0.6	1.2	11.8	14.6	0.010
12×1.5	0.7	1.3	13.8	147.0	0.010
12×2.5	0.8	1.5	16.8	20.6	0.009
18×0.5	0.6	1.2	12.3	15.3	0.013
18×0.75	0.6	1.3	13.2	16.4	0.011
18×1	0.6	1.3	14.0	17.2	0.010
18×1.5	0.7	1.5	16.5	20.3	0.010
18×2.5	0.8	1.8	20.2	27.8	0.009
27×0.5	0.6	1.4	15.1	18.6	0.013
27×0.75	0.6	1.5	16.2	19.9	0.011
27×1	0.6	1.5	17.0	21.0	0.010
27×1.5	0.7	1.8	20.3	24.9	0.010
27×2.5	0.8	2.1	24.7	30.2	0.009
36×0.5	0.6	1.5	17.0	20.9	0.013
36×0.75	0.6	1.6	18.2	252.4	0.011
36×1	0.6	1.7	19.4	23.8	0.010
36×1.5	0.7	2.0	23.0	28.2	0.010
36×2.5	0.8	2.3	28.0	34.2	0.009
48×0.5	0.6	1.7	19.8	24.3	0.013
48×0.75	0.6	1.8	21.2	25.9	0.011
48×1	0.6	1.9	22.5	27.6	0.010
48×1.5	0.7	2.2	26.2	32.5	0.010
48×2.5	0.8	2.4	32.1	39.1	0.009
60×0.5	0.6	1.8	21.7	26.6	0.013
60×0.75	0.6	2.0	23.4	28.7	0.011
60×1	0.6	2.1	24.9	30.5	0.010
60×1.5	0.7	2.4	29.5	35.8	0.010
60×2.5	0.8	2.4	35.0	42.6	0.009

QUNXING WIRE AND CABLE
QUNXING WIRE AND CABLE

0.6/1KV 四芯交联聚乙烯绝缘聚氯乙烯/聚乙烯护套电力电缆（YJV YJLV Y JY YJLY）
0.6/1Kv，4-core，XLPE Insulated,PVC/PE Sheathed Power Cable

标称截面 Num.Cross-sectional area	导体直径 Diameter of conductor	绝缘厚度 Insulation thickness	护套厚度 Sheath thickness	电缆近似外径 Approx.overall diameter of cable	电缆近似重量 Approx.weight of cable kg/km		20℃导体最大直流电阻 Max.d.c.resistance of conductor（20℃）Ω/km		试验电压 Test voltage (a.c.)
mm²	mm	mm	mm	mm	铜芯	铝芯	铜芯	铝芯	KV/5min
4×1.5	1.38	0.7	1.8	11.1	145	-	712.1	-	3.5
4×2.5	1.78	0.7	1.8	12.1	194	131	7.41	12.1	
4×4	2.25	0.7	1.8	13.2	261	162	4.61	7.41	
4×6	2.76	0.7	1.8	14.5	352	201	3.08	4.61	
4×10	4.1	0.7	1.8	17.6	547	290	1.83	3.08	
4×16	5.1	0.7	1.8	20.1	799	392	1.15	1.91	
4×25	6.4	0.9	1.8	24.3	1222	577	0.727	0.20	
4×35	7.6	0.9	1.8	27.1	1626	731	0.524	0.868	
4×50**	6.8	1.0	1.9	26.2	2005	884	0.387	0.641	
4×70**	8.0	1.1	2.0	31.9	2855	1236	0.268	0.443	
4×95**	9.5	1.1	2.1	35.9	3843	1595	0.193	0.320	
4×120*	12.9	1.2	2.3	42.8	5052	2064	0.153	0.253	
4×150*	14.5	1.4	2.4	47.9	6336	2579	0.124	0.206	
4×185*	16.0	1.6	2.6	52.9	7569	3085	0.0991	0.164	
4×240*	18.3	1.7	2.8	59.3	9809	3939	0.0754	0.125	
4×300*	20.5	1.8	3.0	65.5	12467	4929	0.0601	0.100	
4×400*	23.5	2.0	3.3	74.4	16139	6351	0.0470	0.0778	

*表示紧压圆形绞合导体。 **表示紧压扇形导体。
*-Compacted,standed circular conductor; **-Compacted fan-shaped conductor.

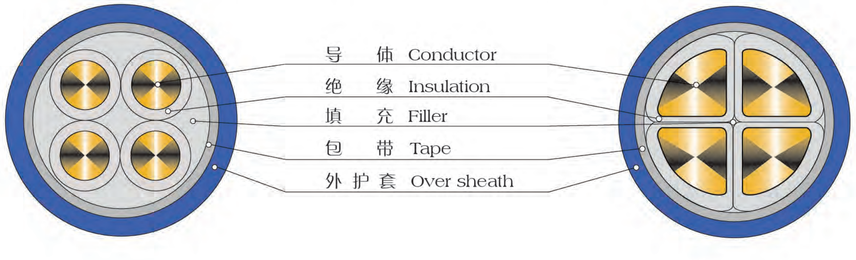

0.6/1KV 四芯交联聚乙烯绝缘钢带铠装聚氯乙烯/聚乙烯护套电力电缆（YJV22 YJLV22 YJY23 YJLY23）
0.6/1Kv，4-core，XLPE Insulated,Steel Tape Armoured PVC/PE Sheathed Power Cable

标称截面 Num.Cross-sectional area	导体直径 Diameter of conductor	绝缘厚度 Insulation thickness	护套厚度 Sheath thickness	电缆近似外径 Approx.overall diameter of cable	电缆近似重量 Approx.weight of cable kg/km		20℃导体最大直流电阻 Max.d.c.resistance of conductor（20℃）Ω/km		试验电压 Test voltage (a.c.)
mm²	mm	mm	mm	mm	铜芯	铝芯	铜芯	铝芯	KV/5min
4×1.5	1.38	0.7	1.8	12.9	241	-	12.1	-	3.5
4×2.5	1.78	0.7	1.8	13.9	299	236	7.41	12.1	
4×4	2.25	0.7	1.8	15.0	377	277	4.61	7.41	
4×6	2.76	0.7	1.8	16.3	480	329	3.08	4.61	
4×10	4.1	0.7	1.8	19.4	690	433	1.83	3.08	
4×16	5.1	0.7	1.8	21.9	964	557	1.15	1.91	
4×25	6.4	0.9	1.8	26.1	1424	779	0.727	1.20	
4×35	7.6	0.9	1.8	28.9	1851	957	0.524	0.868	
4×50**	6.8	1.0	1.9	30.0	2512	1391	0.387	0.641	
4×70**	8.0	1.1	2.0	35.3	3443	1824	0.268	0.443	
4×95**	9.5	1.1	2.1	39.3	4511	2264	0.193	0.320	
4×120*	12.9	1.2	2.3	46.2	5848	2860	0.153	0.253	
4×150*	14.5	1.4	2.4	51.3	7226	3470	0.124	0.206	
4×185*	16.0	1.6	2.6	56.3	8548	4064	0.0991	0.164	
4×240*	18.3	1.7	2.8	62.5	10882	5010	0.0754	0.125	
4×300*	20.5	1.8	3.0	68.9	13679	6141	0.0601	0.100	
4×400*	23.5	2.0	3.3	77.8	17512	7725	0.0470	0.0778	

*表示紧压圆形绞合导体。 **表示紧压扇形导体。
*-Compacted,standed circular conductor; **-Compacted fan-shaped conductor.

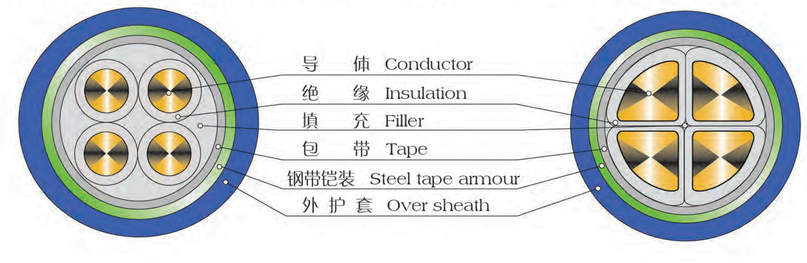

QUNXING WIRE AND CABLE
QUNXING WIRE AND CABLE

0.6/1KV四芯交联聚乙烯绝缘细钢丝铠装聚氯乙烯/聚乙烯护套电力电缆（YJV32 YJLV32 YJV33 YJLV33）
0.6/1Kv , 4-core , XLPE Insulated, fine steel wire Armoured,PVC/PE Sheathed Power Cable

标称截面 Num.Cross-sectional area	导体直径 Diameter of conductor	绝缘厚度 Insulation thickness	护套厚度 Sheath thickness	电缆近似外径 Approx.overall diameter of cable	电缆近似重量 Approx.weight of cable kg/km		20℃导体最大直流电阻 Max.d.c.resistance of conductor（20℃）Ω/km		试验电压 Test voltage (a.c.)
mm²	mm	mm	mm	mm	铜芯	铝芯	铜芯	铝芯	KV/5min
4×10	4.1	0.7	1.8	23.3	1217	960	1.83	3.08	3.5
4×16	5.1	0.7	1.8	25.7	1560	1153	1.15	1.91	
4×25	6.4	0.9	1.8	29.9	2132	1487	0.727	1.20	
4×35	7.6	0.9	1.8	32.9	2649	1755	0.524	0.868	
4×50**	6.8	1.0	2.1	33.0	3218	2097	0.387	0.641	
4×70**	8.0	1.1	2.2	38.7	4312	2692	0.268	0.443	
4×95**	9.5	1.1	2.3	42.7	5468	3221	0.193	0.320	
4×120*	12.9	1.2	2.5	49.8	7479	4492	0.153	0.253	
4×150*	14.5	1.4	2.7	56.3	9090	5333	0.124	0.206	
4×185*	16.0	1.6	2.8	61.3	10587	6103	0.0991	0.164	
4×240*	18.3	1.7	3.1	68.1	13238	7368	0.0754	0.125	
4×300*	20.5	1.8	3.3	74.5	16273	8368	0.0601	0.100	
4×400*	23.5	2.0	3.6	85.1	21519	11732	0.0470	0.0778	

*表示紧压圆形绞合导体。 **表示紧压扇形导体。
*-Compacted,standed circular conductor; **-Compacted fan-shaped conductor.

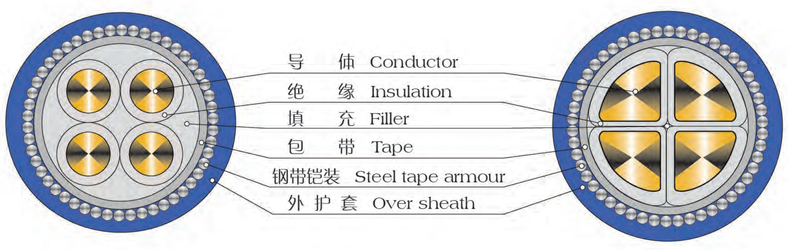

0.6/1KV 3+1芯交联聚乙烯绝缘聚氯乙烯/聚乙烯护套电力电缆（YJV YJLV YJY YJLY）
0.6/1Kv , 3+1-core , XLPE Insulated,PVC/PE Sheathed Power Cable

标称截面 Num.Cross-sectional area	芯数 No. Of	导体直径 Diameter of conductor	绝缘厚度 Insulation thickness	护套厚度 Sheath thickness	电缆近似外径 Approx.overall diameter of cable	电缆近似重量 Approx.weight of cable kg/km		20℃导体最大直流电阻 Max.d.c.resistance of conductor（20℃）Ω/km		试验电压 Test voltage (a.c.)
mm²	Cores	mm	mm	mm	mm	铜芯	铝芯	铜芯	铝芯	KV/5min
3×1.5+1×1.0	3 1	1.38 1.13	0.7 0.7	1.8	10.9	138	-	12.1 18.1	- -	3.5
3×2.5+1.5	3 1	1.78 1.38	0.7 0.7	1.8	11.8	181	-	7.41 12.1	- -	
3×4+1×2.5	3 1	2.25 1.78	0.7 0.7	1.8	12.9	245	154	4.61 7.41	7.41 12.1	
3×6+1×4	3 1	2.76 2.25	0.7 0.7	1.8	14.1	329	191	3.08 4.61	4.61 7.41	
3×10+1×6	3 1	4.1 2.76	0.7 0.7	1.8	16.8	497	267	1.83 3.08	3.08 4.61	
3×16+1×10	3 1	5.1 4.1	0.7 0.7	1.8	19.4	734	365	1.15 1.83	1.91 3.08	
3×25+1×16	3 1	6.4 5.1	0.9 0.7	1.8	23.2	1114	528	0.727 1.15	1.20 1.91	
3×35+1×16	3 1	7.6 5.1	0.9 0.7	1.8	25.2	1414	642	0.524 1.15	0.868 1.91	
3×50+1×25	3** 1	7.5 6.4	1.0 0.9	1.8	26.0	1807	805	0.387 0.727	0.64 1.20	
3×70+1×35	3** 1	8.6 7.6	1.1 0.9	1.9	31.7	2559	1121	0.268 0.524	0.443 0.868	
3×95+1×50	3** 1	10.8 8.9	1.1 1.0	2.1	35.9	3450	1461	0.193 0.387	0.320 0.641	
3×120+1×70	3* 1	12.9 10.7	1.2 1.2	2.2	40.5	4502	1845	0.153 0.208	0.253 0.443	
3×150+1×70	3* 1	14.5 10.7	1.4 1.1	2.3	44.3	5460	2226	0.124 0.268	0.206 0.443	
3×185+1×95	3* 1	16.0 12.6	1.6 1.1	2.5	49.2	6658	2705	0.0991 0.193	0.164 0.320	
3×240+1×120	3* 1	18.3 14.2	1.7 1.2	2.7	55.0	8591	3441	0.0754 0.153	0.125 0.253	
3×300+1×150	3* 1	20.5 15.8	1.8 1.4	2.9	61.0	10906	4313	0.0601 0.124	0.100 0.206	
3×400+1×185	3* 1	23.5 17.6	2.0 1.6	3.1	68.7	13938	5476	0.0470 0.0991	0.0778 0.164	

*表示紧压圆形绞合导体。 **表示紧压扇形导体。
*-Compacted,standed circular conductor; **-Compacted fan-shaped conductor.

QUNXING WIRE AND CABLE
QUNXING WIRE AND CABLE

0.6/1kV 3+1芯交联聚乙烯绝缘钢带铠装聚氯乙烯/聚乙烯护套电力电缆（YJV22 YJLV22 YJY23 YJLY23）
0.6/1Kv，3+1-core，XLPE Insulated, Steel Tape Armoured ,PVC/PE Sheathed Power Cable

标称截面 Num.Cross-sectional area	芯数 No. Of	导体直径 Diameter of conductor	绝缘厚度 Insulation thickness	护套厚度 Sheath thickness	电缆近似外径 Approx.overall diameter of cable	电缆近似重量 Approx.weight of cable kg/km		20℃导体最大直流电阻 Max.d.c.resistance of conductor（20℃）Ω/km		试验电压 Test voltage (a.c.)
mm²	Cores	mm	mm	mm	mm	铜芯	铝芯	铜芯	铝芯	KV/5min
3×1.5+1×1.0	3	1.38	0.7	1.8	12.7	232.5	-	12.1	-	3.5
	1	1.13	0.7					18.1	-	
3×2.5+1.5	3	1.78	0.7	1.8	13.6	283	-	7.41	-	
	1	1.38	0.7					12.1	-	
3×4+1×2.5	3	2.25	0.7	1.8	14.7	356	266	4.61	7.41	
	1	1.78	0.7					7.41	12.1	
3×6+1×4	3	2.76	0.7	1.8	15.9	453	315	3.08	4.61	
	1	2.25	0.7					4.61	7.41	
3×10+1×6	3	4.1	0.7	1.8	18.6	632	402	1.83	3.08	
	1	2.76	0.7					3.08	4.61	
3×16+1×10	3	5.1	0.7	1.8	21.2	893	524	1.15	1.91	
	1	4.1	0.7					1.83	3.08	
3×25+1×16	3	6.4	0.9	1.8	25.0	1306	720	0.727	1.20	
	1	5.1	0.7					1.15	1.91	
3×35+1×16	3	7.6	0.9	1.8	27.0	1624	851	0.524	0.868	
	1	5.1	0.7					1.15	1.91	
3×50+1×25	3**	7.5	1.0	1.9	28.0	2036	1034	0.387	0.641	
	1	6.4	0.9					0.727	1.20	
3×70+1×35	3**	8.6	1.1	2.0	35.4	3158	1721	0.268	0.443	
	1	7.6	0.9					0.524	0.868	
3×95+1×50	3**	10.8	1.1	2.2	39.6	4125	2136	0.193	0.320	
	1	8.9	1.0					0.387	0.641	
3×120+1×70	3*	12.9	1.2	2.3	44.2	5263	2606	0.553	0.253	
	1	10.7	1.2					0.268	0.443	
3×150+1×70	3*	14.5	1.4	2.4	48.0	6292	3058	0.124	0.206	
	1	10.7	1.1					0.268	0.443	
3×185+1×95	3*	16.0	1.6	2.6	52.9	7576	3623	0.0991	0.164	
	1	12.6	1.1					0.193	0.320	
3×240+1×120	3*	18.3	1.7	2.8	58.7	9617	4467	0.0754	0.125	
	1	14.2	1.2					0.153	0.253	
3×300+1×150	3*	20.5	1.8	2.9	64.5	12014	5421	0.0601	0.100	
	1	15.8	1.4					0.124	0.206	
3×400+1×185	3*	23.5	2.0	3.2	72.4	15217	6755	0.0470	0.0778	
	1	17.6	1.6					0.0991	0.164	

*表示紧压圆形绞合导体。 **表示紧压扇形导体。

*-Compacted,standed circular conductor; **-Compacted fan-shaped conductor.

0.6/1kV 3+1芯交联聚乙烯绝缘细钢丝铠装聚氯乙烯/聚乙烯护套电力电缆（YJV32 YJLV32 YJY33 YJLY33）
0.6/1Kv，3+1-core，XLPE Insulated, Steel Tape Armoured ,PVC/PE Sheathed Power Cable

标称截面 Num.Cross-sectional area	芯数 No. Of	导体直径 Diameter of conductor	绝缘厚度 Insulation thickness	护套厚度 Sheath thickness	电缆近似外径 Approx.overall diameter of cable	电缆近似重量 Approx.weight of cable kg/km		20℃导体最大直流电阻 Max.d.c.resistance of conductor（20℃）Ω/km		试验电压 Test voltage (a.c.)
mm²	Cores	mm	mm	mm	mm	铜芯	铝芯	铜芯	铝芯	KV/5min
3×10+1×6	3	4.1	0.7	1.8	22.4	1137	907	1.83	3.08	3.5
	1	2.76	0.7					3.08	4.61	
3×16+1×10	3	5.1	0.7	1.8	25.0	1471	1101	1.15	1.91	
	1	4.1	0.7					1.83	3.08	
3×25+1×16	3	6.4	0.9	1.8	28.8	1984	1398	0.727	1.20	
	1	5.1	0.7					1.15	1.91	
3×35+1×16	3	7.6	0.9	1.9	31.0	2372	1599	0.524	0.87	
	1	5.1	0.7					1.15	1.91	
3×50+1×25	3**	7.5	1.0	2.0	32.0	2807	1805	0.387	0.641	
	1	6.4	0.9					0.727	1.20	
3×70+1×35	3**	8.6	1.1	2.1	38.5	4012	2574	0.268	0.443	
	1	7.6	0.9					0.524	0.868	
3×95+1×50	3**	10.8	1.1	2.3	42.7	5038	3049	0.193	0.320	
	1	8.9	1.0					0.387	0.641	
3×120+1×70	3*	12.9	1.2	2.4	48.5	6809	4151	0.153	0.253	
	1	10.7	1.2					0.268	0.443	
3×150+1×70	3*	14.5	1.4	47.3	52.5	7991	4758	0.124	0.206	
	1	10.7	1.1					0.268	0.443	
3×185+1×95	3*	16.0	1.6	52.0	57.4	9444	5491	0.0991	0.164	
	1	12.6	1.1					0.193	0.320	
3×240+1×120	3*	18.3	1.7	57.6	63.4	11722	6573	0.0754	0.125	
	1	14.2	1.2					0.153	0.253	
3×300+1×150	3*	20.5	1.8	63.4	69.6	14392	7799	0.0601	0.100	
	1	15.8	1.4					0.124	0.206	
3×400+1×185	3*	23.5	2.0	72.3	79.2	18892	9906	0.0470	0.0778	
	1	17.6	1.6					0.0991	0.164	

*表示紧压圆形绞合导体。 **表示紧压扇形导体。

*-Compacted,standed circular conductor; **-Compacted fan-shaped conductor.

QUNXING WIRE AND CABLE
QUNXING WIRE AND CABLE

0.6/1KV 五芯交联聚乙烯绝缘聚氯乙烯/聚乙烯护套电力电缆（YJV YJLV Y JY YJLY）
0.6/1Kv，5-core，XLPE Insulated, PVC/PE Sheathed Power Cable

标称截面 Num.Cross-sectional area	导体直径 Diameter of conductor	绝缘厚度 Insulation thickness	护套厚度 Sheath thickness	电缆近似外径 Approx.overall diameter of cable	电缆近似重量 Approx.weight of cable kg/km		20℃导体最大直流电阻 Max.d.c.resistance of conductor（20℃）Ω/km		试验电压 Test voltage (a.c.)
mm²	mm	mm	mm	mm	铜芯	铝芯	铜芯	铝芯	KV/5min
5×1.5	1.38	0.7	1.8	11.9	171	-	12.1	-	3.5
5×2.5	1.78	0.7	1.8	13.0	231	152	7.41	12.1	
5×4	2.25	0.7	1.8	14.2	314	190	4.61	7.41	
5×6	2.76	0.7	1.8	15.6	426	237	3.08	4.61	
5×10	4.1	0.7	1.8	19.1	666	346	1.83	3.08	
5×16	5.1	0.7	1.8	22.0	978	470	1.15	1.91	
5×25	6.4	0.9	1.8	26.6	1503	697	0.727	0.20	
5×35	7.6	0.9	1.8	29.7	2004	887	0.524	0.868	
5×50	8.9	1.0	2.0	34.2	2696	1183	0.387	0.641	
5×50*	8.3	1.0	2.0	32.6	2605	1132	0.387	0.641	
5×70	10.7	1.1	2.1	40.2	3825	1638	0.268	0.443	
5×70*	9.8	1.1	2.1	37.8	3617	1536	0.268	0.443	
5×95	12.6	1.1	2.3	45.8	5196	2163	0.193	0.320	
5×95*	11.5	1.1	2.3	42.8	5006	2053	0.193	0.320	
5×120	14.2	1.2	2.4	50.8	6513	2681	0.153	0.253	
5×120*	12.9	1.2	2.4	47.3	6276	2541	0.153	0.253	
5×150	15.8	1.4	2.6	56.5	8020	3312	0.124	0.206	
5×150*	14.5	1.4	2.6	53.1	7897	3201	0.124	0.206	
5×185	17.6	1.6	2.8	63.1	10010	4104	0.0991	0.164	
5×185*	16.0	1.6	2.8	58.6	9297	3692	0.0991	0.164	
5×240	20.3	1.7	3.0	71.1	13019	5257	0.0754	0.125	
5×240*	18.3	1.7	3.0	65.8	12220	4882	0.0754	0.125	
5×300	22.7	1.8	3.2	78.6	16213	6476	0.0601	0.100	
5×300*	20.5	1.8	3.2	72.7	15530	6108	0.0601	0.100	
5×400	25.7	2.0	3.6	88.5	20706	8253	0.0470	0.0778	
5×400*	23.5	2.0	3.6	82.7	20143	7899	0.0470	0.0778	

*表示紧压圆形绞合导体。 **表示紧压扇形导体。
*-Compacted,standed circular conductor; **-Compacted fan-shaped conductor.

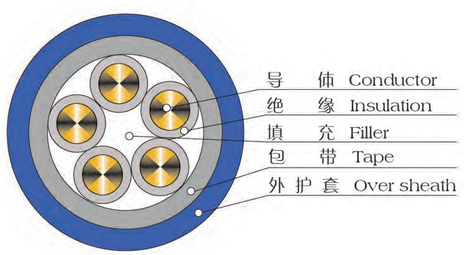

QUNXING WIRE AND CABLE

0.6/1KV 五芯交联聚乙烯绝缘钢带铠装聚氯乙烯/聚乙烯护套电力电缆（YJV22 YJLV22 YJY23 YJLY23）
0.6/1Kv，5-core，XLPE Insulated,Steel Tape Armoured PVC/PE Sheathed Power Cable

标称截面 Num.Cross-sectional area	导体直径 Diameter of conductor	绝缘厚度 Insulation thickness	护套厚度 Sheath thickness	电缆近似外径 Approx.overall diameter of cable	电缆近似重量 Approx.weight of cable kg/km		20℃导体最大直流电阻 Max.d.c.resistance of conductor（20℃）Ω/km		试验电压 Test voltage (a.c.)
mm²	mm	mm	mm	mm	铜芯	铝芯	铜芯	铝芯	KV/5min
5×1.5	1.38	0.7	1.8	13.7	274	-	12.1	-	3.5
5×2.5	1.78	0.7	1.8	14.8	344	266	7.41	12.1	
5×4	2.25	0.7	1.8	16.0	439	315	4.61	7.41	
5×6	2.76	0.7	1.8	17.4	565	377	3.08	4.61	
5×10	4.1	0.7	1.8	20.9	839	519	1.83	3.08	
5×16	5.1	0.7	1.8	23.8	1180	671	1.15	1.91	
5×25	6.4	0.9	1.8	28.4	1749	943	0.727	0.20	
5×35	7.6	0.9	2.0	32.5	2318	1201	0.524	0.868	
5×50	8.9	1.0	2.1	38.0	3442	1929	0.387	0.641	
5×50*	8.3	1.0	2.1	36.4	3314	1841	0.387	0.641	
5×70	10.7	1.1	2.2	43.6	4674	2487	0.268	0.443	
5×70*	9.8	1.1	2.2	41.2	4414	2332	0.268	0.443	
5×95	12.6	1.1	2.4	49.2	6160	3127	0.193	0.320	
5×95*	11.5	1.1	2.4	46.2	5906	2953	0.193	0.320	
5×120	14.2	1.2	2.5	54.2	7585	3753	0.153	0.253	
5×120*	12.9	1.2	2.5	50.7	7271	3536	0.153	0.253	
5×150	15.8	1.4	2.7	59.9	9208	4500	0.124	0.206	
5×150*	14.5	1.4	2.7	56.5	9012	4317	0.124	0.206	
5×185	17.6	1.6	2.9	66.5	11332	5427	0.0991	0.164	
5×185*	16.0	1.6	2.9	58.0	10436	4831	0.0991	0.164	
5×240	20.3	1.7	3.1	74.5	14509	6747	0.0754	0.125	
5×240*	18.3	1.7	3.1	69.2	13596	6258	0.0754	0.125	
5×300	22.7	1.8	3.3	82.0	17860	8123	0.0601	0.100	
5×300*	20.5	1.8	3.3	76.1	17049	7627	0.0601	0.100	
5×400	25.7	2.0	3.7	93.1	23495	11011	0.0470	0.0778	
5×400*	23.5	2.0	3.7	87.3	22733	10498	0.0470	0.0778	

*表示紧压圆形绞合导体。
*-Compacted,standed circular conductor.

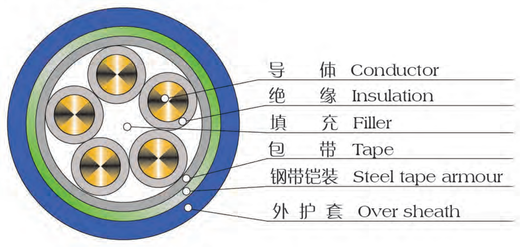

QUNXING WIRE AND CABLE

0.6/1kV五芯交联聚乙烯绝缘细钢丝铠装聚氯乙烯/聚乙烯护套电力电缆（YJV32 YJLV32 YJV33 YJLV33）
0.6/1Kv , 5-core , XLPE Insulated, fine steel wire Armoured,PVC/PE Sheathed Power Cable

标称截面 Num.Cross-sectional area	导体直径 Diameter of conductor	绝缘厚度 Insulation thickness	护套厚度 Sheath thickness	电缆近似外径 Approx.overall diameter of cable	电缆近似重量 Approx.weight of cable kg/km		20℃导体最大直流电阻 Max.d.c.resistance of conductor（20℃）Ω/km		试验电压 Test voltage (a.c.)
mm²	mm	mm	mm	mm	铜芯	铝芯	铜芯	铝芯	KV/5min
5×10	4.1	0.7	1.8	24.7	1391	1071	1.83	3.08	3.5
5×16	5.1	0.7	1.8	27.6	1805	1296	1.15	1.91	
5×25	6.4	0.9	1.9	32.4	2510	1704	0.727	0.20	
5×35	7.6	0.9	2.0	36.5	3375	2258	0.524	0.868	
5×50	8.9	1.0	2.2	41.0	4255	2742	0.387	0.641	
5×50*	8.3	1.0	2.2	39.4	4093	2620	0.387	0.641	
5×70	10.7	1.1	2.3	47.0	5640	3453	0.268	0.443	
5×70*	9.8	1.1	2.3	44.6	5326	3244	0.268	0.443	
5×95	12.6	1.1	2.5	53.8	7784	4752	0.193	0.320	
5×95*	11.5	1.1	2.5	50.8	7432	4479	0.193	0.320	
5×120	14.2	1.2	2.7	59.2	9433	5601	0.153	0.253	
5×120*	12.9	1.2	2.7	55.7	8999	5265	0.153	0.253	
5×150	15.8	1.4	2.8	64.9	11246	6539	0.124	0.206	
5×150*	14.5	1.4	2.8	61.5	10936	6241	0.124	0.206	
5×185	17.6	1.6	3.0	71.7	13620	7715	0.0991	0.164	
5×185*	16.0	1.6	3.0	67.2	12793	7188	0.0991	0.164	
5×240	20.3	1.7	3.3	80.1	17140	9378	0.0754	0.125	
5×240*	18.3	1.7	3.3	74.8	16041	8703	0.0754	0.125	
5×300	22.7	1.8	3.5	89.1	21850	12114	0.0601	0.100	
5×300*	20.5	1.8	3.5	83.2	20754	11332	0.0601	0.100	
5×400	25.7	2.0	3.9	99.4	27109	14656	0.0470	0.0778	
5×400*	23.5	2.0	3.9	93.6	26123	13889	0.0470	0.0778	

*表示紧压圆形绞合导体。
*-Compacted,standed circular conductor.

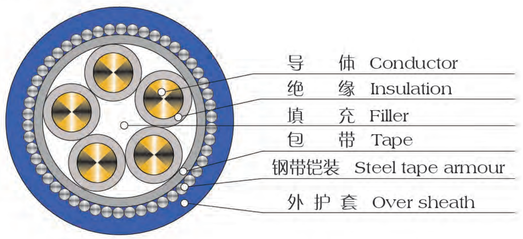

0.6/1kV 4+1芯交联聚乙烯绝缘聚氯乙烯/聚乙烯护套电力电缆（YJV YJLV YJY YJLY）
0.6/1Kv , 4+1-core , XLPE Insulated,PVC/PE Sheathed Power Cable

标称截面 Num.Cross-sectional area	芯数 No. Of	导体直径 Diameter of conductor	绝缘厚度 Insulation thickness	护套厚度 Sheath thickness	电缆近似外径 Approx.overall diameter of cable	电缆近似重量 Approx.weight of cable kg/km		20℃导体最大直流电阻 Max.d.c.resistance of conductor（20℃）Ω/km		试验电压 Test voltage (a.c.)
mm²	Cores	mm	mm	mm	mm	铜芯	铝芯	铜芯	铝芯	KV/5min
4×1.5+1×1.0	4	1.38	0.7	1.8	11.8	165	-	12.1	-	3.5
	1	1.13	0.7					18.1	-	
4×2.5+1.5	4	1.78	0.7	1.8	12.8	219	-	7.41	-	
	1	1.38	0.7					12.1	-	
3×4+1×2.5	4	2.25	0.7	1.8	14.0	297	182	4.61	7.41	
	1	1.78	0.7					7.41	12.1	
4×6+1×4	4	2.76	0.7	1.8	15.4	403	228	3.08	4.61	
	1	2.25	0.7					4.61	7.41	
4×10+1×6	4	4.1	0.7	1.8	18.4	617	323	1.83	3.08	
	1	2.76	0.7					3.08	4.61	
4×16+1×10	4	5.1	0.7	1.8	21.4	915	445	1.15	1.91	
	1	4.1	0.7					1.83	3.08	
4×25+1×16	4	6.4	0.9	1.8	25.7	1397	650	0.727	1.20	
	1	5.1	0.7					1.15	1.91	
4×35+1×16	4	7.6	0.9	1.8	28.1	1796	800	0.524	0.868	
	1	5.1	0.7					1.15	1.91	
4×50+1×25	4*	8.3	1.0	1.9	31.5	2371	1039	0.387	0.641	
	1	6.5	0.9					0.727	1.20	
4×70+1×35	4*	9.8	1.1	2.1	36.1	3287	1403	0.286	0.443	
	1	7.6	0.9					0.524	0.868	
4×95+1×50	4*	11.5	1.1	2.2	40.8	4515	1857	0.193	0.320	
	1	8.9	1.0					0.387	0.641	
4×120+1×70	4*	12.9	1.2	2.4	45.5	5750	2346	0.153	0.253	
	1	10.7	1.1					0.208	0.443	
4×150+1×70	4*	14.5	1.4	2.5	50.0	7025	2852	0.124	0.206	
	1	10.7	1.1					0.268	0.443	
4×185+1×95	4*	16.0	1.6	2.7	55.5	8525	3451	0.0991	0.164	
	1	12.6	1.1					0.193	0.320	
4×240+1×120	4*	18.3	1.7	2.9	62.1	11008	4392	0.0754	0.125	
	1	14.2	1.2					0.153	0.253	
4×300+1×150	4*	20.5	1.8	3.1	68.8	13978	5501	0.0601	0.100	
	1	15.8	1.4					0.124	0.206	
4×400+1×185	4*	23.5	2.0	3.4	77.8	17941	7032	0.0470	0.0778	
	1	17.6	1.6					0.0991	0.164	

*表示紧压圆形绞合导体。 *-Compacted,standed circular conductor.

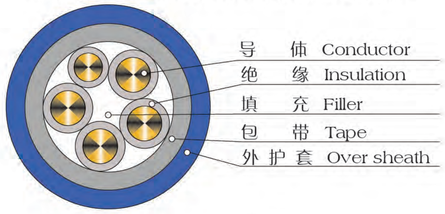

QUNXING WIRE AND CABLE
QUNXING WIRE AND CABLE

0.6/1kV 4+1芯交联聚乙烯绝缘钢带铠装聚氯乙烯/聚乙烯护套电力电缆（YJV22 YJLV22 YJY23 YJLY23）
0.6/1Kv，4+1-core，XLPE Insulated, Steel Tape Armoured ,PVC/PE Sheathed Power Cable

标称截面 Num.Cross-sectional area	芯数 No. Of	导体直径 Diameter of conductor	绝缘厚度 Insulation thickness	护套厚度 Sheath thickness	电缆近似外径 Approx.overall diameter of cable	电缆近似重量 Approx.weight of cable kg/km		20℃导体最大直流电阻 Max.d.c.resistance of conductor（20℃）Ω/km		试验电压 Test voltage (a.c.)
mm²	Cores	mm	mm	mm	mm	铜芯	铝芯	铜芯	铝芯	KV/5min
4×1.5+1×1.0	4	1.38	0.7	1.8	13.6	266	-	12.1	-	3.5
	1	1.13	0.7					18.1	-	
4×2.5+1.5	4	1.78	0.7	1.8	14.6	330	-	7.41	-	
	1	1.38	0.7					12.1	-	
3×4+1×2.5	4	2.25	0.7	1.8	15.8	420	305	4.61	7.41	
	1	1.78	0.7					7.41	12.1	
4×6+1×4	4	2.76	0.7	1.8	17.2	540	364	3.08	4.61	
	1	2.25	0.7					4.61	7.41	
4×10+1×6	4	4.1	0.7	1.8	20.2	767	473	1.83	3.08	
	1	2.76	0.7					3.08	4.61	
4×16+1×10	4	5.1	0.7	1.8	23.2	1092	621	1.15	1.91	
	1	4.1	0.7					1.83	3.08	
4×25+1×16	4	6.4	0.9	1.8	27.5	1611	864	0.73	1.20	
	1	5.1	0.7					1.15	1.91	
4×35+1×16	4	7.6	0.9	1.9	30.1	2012	1049	0.52	0.87	
	1	5.1	0.7					1.15	1.91	
4×50+1×25	4*	8.3	1.0	2.0	34.9	2961	1627	0.387	0.641	
	1	6.5	0.9					0.727	1.20	
4×70+1×35	4*	9.8	1.1	2.1	39.3	3941	2058	0.268	0.443	
	1	7.6	0.9					0.524	0.868	
4×95+1×50	4*	11.5	1.1	2.3	44.2	5274	2614	0.193	0.320	
	1	8.9	1.0					0.387	0.641	
4×120+1×70	4*	12.9	1.2	2.5	48.9	6596	3192	0.153	0.253	
	1	10.7	1.1					0.268	0.443	
4×150+1×70	4*	14.5	1.4	2.6	53.4	7955	3782	0.124	0.206	
	1	10.7	1.1					0.268	0.443	
4×185+1×95	4*	16.0	1.6	2.8	58.9	9552	4477	0.0991	0.164	
	1	12.6	1.1					0.193	0.320	
4×240+1×120	4*	18.3	1.7	3.0	65.5	12157	5541	0.0754	0.125	
	1	14.2	1.2					0.153	0.253	
4×300+1×150	4*	20.5	1.8	3.2	72.2	15250	6773	0.0601	0.100	
	1	15.8	1.4					0.124	0.206	
4×400+1×185	4*	23.5	2.0	3.5	81.2	19377	8468	0.0470	0.0778	
	1	17.6	1.6					0.0991	0.164	

*表示紧压圆形绞合导体。

*-Compacted,standed circular conductor.

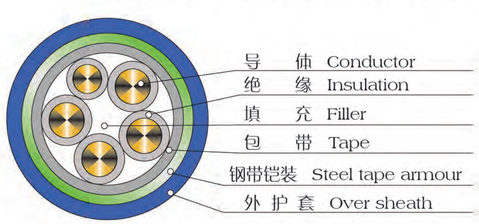

0.6/1kV4+1芯交联聚乙烯绝缘细钢丝铠装聚氯乙烯/聚乙烯护套电力电缆（YJV32 YJLV32 YJY33 YJLY33）
0.6/1Kv，4+1-core，XLPE Insulated, Steel Tape Armoured ,PVC/PE Sheathed Power Cable

标称截面 Num.Cross-sectional area	芯数 No. Of	导体直径 Diameter of conductor	绝缘厚度 Insulation thickness	护套厚度 Sheath thickness	电缆近似外径 Approx.overall diameter of cable	电缆近似重量 Approx.weight of cable kg/km		20℃导体最大直流电阻 Max.d.c.resistance of conductor（20℃）Ω/km		试验电压 Test voltage (a.c.)
mm²	Cores	mm	mm	mm	mm	铜芯	铝芯	铜芯	铝芯	KV/5min
4×10+1×6	4	4.1	0.7	1.8	24.0	1317	1023	1.83	3.08	3.5
	1	2.76	0.7					3.08	4.61	
4×16+1×10	4	5.1	0.7	1.8	27.0	1722	1251	1.15	1.91	
	1	4.1	0.7					1.83	3.08	
4×25+1×16	4	6.4	0.9	1.8	31.5	2370	1624	0.727	1.20	
	1	5.1	0.7					1.15	1.91	
4×35+1×16	4	7.6	0.9	1.9	33.9	2858	1863	0.524	0.868	
	1	5.1	0.7					1.15	1.91	
4×50+1×25	4*	8.3	1.0	2.1	38.3	3815	2482	0.387	0.641	
	1	6.5	0.9					0.727	1.20	
4×70+1×35	4*	9.8	1.1	2.3	42.9	4920	3036	0.268	0.443	
	1	7.6	0.9					0.524	0.868	
4×95+1×50	4*	11.5	1.1	2.5	49.0	6858	4201	0.193	0.320	
	1	8.9	1.0					0.387	0.641	
4×120+1×70	4*	12.9	1.2	2.6	53.5	8318	4914	0.153	0.253	
	1	10.7	1.1					0.268	0.443	
4×150+1×70	4*	14.5	1.4	2.7	58.2	9867	5694	0.124	0.206	
	1	10.7	1.1					0.268	0.443	
4×185+1×95	4*	16.0	1.6	2.9	63.9	11681	6606	0.0991	0.164	
	1	12.6	1.1					0.193	0.320	
4×240+1×120	4*	18.3	1.7	3.2	70.9	14589	7972	0.0754	0.125	
	1	14.2	1.2					0.153	0.253	
4×300+1×150	4*	20.5	1.8	3.4	79.1	18951	10474	0.0601	0.100	
	1	15.8	1.4					0.124	0.206	
4×400+1×185	4*	23.5	2.0	3.7	88.5	23553	12644	0.0470	0.0778	
	1	17.6	1.6					0.0991	0.164	

*表示紧压圆形绞合导体。

*-Compacted,standed circular conductor.

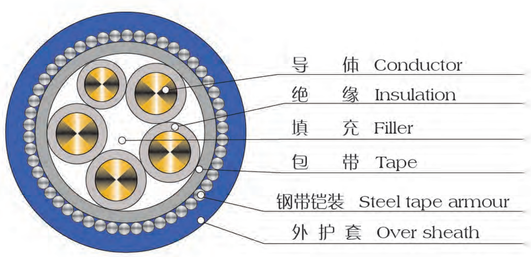

QUNXING WIRE AND CABLE
QUNXING WIRE AND CABLE

0.6/1KV 3+2芯交联聚乙烯绝缘聚氯乙烯/聚乙烯护套电力电缆（YJV YJLV YJY YJLY）
0.6/1Kv，3+2-core，XLPE Insulated,PVC/PE Sheathed Power Cable

标称截面 Num.Cross-sectional area	芯数 No. Of	导体直径 Diameter of conductor	绝缘厚度 Insulation thickness	护套厚度 Sheath thickness	电缆近似外径 Approx.overall diameter of cable	电缆近似重量 Approx.weight of cable kg/km		20℃导体最大直流电阻 Max.d.c.resistance of conductor（20℃）Ω/km		试验电压 Test voltage (a.c.)
mm²	Cores	mm	mm	mm	mm	铜芯	铝芯	铜芯	铝芯	KV/5min
3×1.5+2×1.0	3 2	1.38 1.13	0.7 0.7	1.8	13.4	158	-	12.1 18.1	- -	3.5
3×2.5+2×1.5	3 2	1.78 1.38	0.7 0.7	1.8	14.4	207	-	7.41 12.1	- -	
3×4+2×2.5	3 2	2.25 1.78	0.7 0.7	1.8	15..5	282	175	4.61 7.41	7.41 12.1	
3×6+2×4	3 2	2.76 2.25	0.7 0.7	1.8	16.9	382	218	3.08 4.61	4.61 7.41	
3×10+2×6	3 2	4.1 2.76	0.7 0.7	1.8	19.5	569	301	1.83 3.08	3.08 4.61	
3×16+2×10	3 2	5.1 4.1	0.7 0.7	1.8	22.6	853	419	1.15 1.83	1.91 3.08	
3×25+2×16	3 2	6.4 5.1	0.9 0.7	1.8	26.5	1292	604	0.727 1.15	1.20 1.91	
3×35+2×16	3 2	7.6 5.1	0.9 0.7	1.8	28.4	1590	715	0.524 1.15	0.868 1.91	
3×50+2×25	3** 2	7.5 6.5	1.0 0.9	1.9	31.5	2127	935	0.387 0.727	0.641 1.20	
3×70+2×35	3** 2	8.6 7.6	1.1 0.9	2.0	37.3	2943	1258	0.268 0.524	0.443 0.868	
3×95+2×50	3** 2	10.8 8.9	1.1 1.0	2.3	42.3	4043	1631	0.193 0.387	0.320 0.641	
3×120+2×70	3* 2	12.9 10.7	1.2 1.1	2.3	43.5	5207	2134	0.153 0.268	0.253 0.443	
3×150+2×70	3* 2	14.5 10.7	1.4 1.1	2.4	47.0	6161	2511	0.124 0.286	0.206 0.443	
3×185+2×95	3* 2	16.0 11.6	1.6 1.1	2.6	52.3	7628	3084	0.0991 0.193	0.164 0.320	
3×240+2×120	3* 2	18.3 14.2	1.7 1.2	2.8	58.5	9808	3912	0.0754 0.153	0.125 0.253	
3×300+2×150	3* 2	20.5 15.8	1.8 1.4	3.0	64.9	12438	4906	0.0601 0.124	0.100 0.206	
3×400+2×185	3* 2	23.5 17.6	2.0 1.6	3.2	72.9	15769	6186	0.0470 0.0991	0.0778 0.164	

*表示紧压圆形绞合导体。 **表示紧压扇形导体。
*-Compacted,standed circular conductor; **-Compacted fan-shaped conductor.

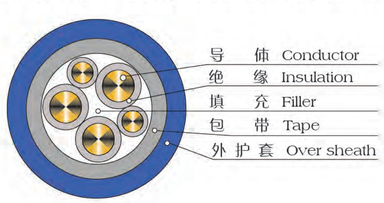

0.6/1KV3+2芯交联聚乙烯绝缘钢带铠装聚氯乙烯/聚乙烯护套电力电缆（YJV22 YJLV22 YJY23 YJLY23）
0.6/1Kv，3+2-core，XLPE Insulated, Steel Tape Armoured ,PVC/PE Sheathed Power Cable

标称截面 Num.Cross-sectional area	芯数 No. Of	导体直径 Diameter of conductor	绝缘厚度 Insulation thickness	护套厚度 Sheath thickness	电缆近似外径 Approx.overall diameter of cable	电缆近似重量 Approx.weight of cable kg/km		20℃导体最大直流电阻 Max.d.c.resistance of conductor（20℃）Ω/km		试验电压 Test voltage (a.c.)
mm²	Cores	mm	mm	mm	mm	铜芯	铝芯	铜芯	铝芯	KV/5min
3×1.5+2×1.0	3 2	1.38 1.13	0.7 0.7	1.8	13.4	259	-	12.1 18.1	- -	3.5
3×2.5+2×1.5	3 2	1.78 1.38	0.7 0.7	1.8	14.4	316	-	7.41 12.1	- -	
3×4+2×2.5	3 2	2.25 1.78	0.7 0.7	1.8	15.5	401	295	4.61 7.41	7.41 12.1	
3×6+2×4	3 2	2.76 2.25	0.7 0.7	1.8	16.9	515	352	3.08 4.61	4.61 7.41	
3×10+2×6	3 2	4.1 2.76	0.7 0.7	1.8	19.5	713	445	1.83 3.08	3.08 4.61	
3×16+2×10	3 2	5.1 4.1	0.7 0.7	1.8	22.6	1024	591	1.15 1.83	1.91 3.08	
3×25+2×16	3 2	6.4 5.1	0.9 0.7	1.8	26.5	1497	810	0.727 1.15	1.20 1.91	
3×35+2×16	3 2	7.6 5.1	0.9 0.7	1.9	28.4	1811	937	0.524 1.15	0.868 1.91	
3×50+2×25	3** 2	7.5 6.5	1.0 0.9	2.1	31.5	2374	1184	0.387 0.727	0.641 1.20	
3×70+2×35	3** 2	8.6 7.6	1.1 0.9	2.3	37.3	3563	1878	0.268 0.524	0.443 0.868	
3×95+2×50	3** 2	10.8 8.9	1.1 1.0	2.5	42.3	4767	2406	0.193 0.387	0.320 0.641	
3×120+2×70	3* 2	12.9 10.7	1.2 1.1	2.6	46.9	6017	2944	0.153 0.268	0.253 0.443	
3×150+2×70	3* 2	14.5 10.7	1.4 1.1	2.7	50.4	7035	3385	0.124 0.268	0.206 0.443	
3×185+2×95	3* 2	16.0 12.6	1.6 1.1	2.9	55.7	8596	4052	0.0991 0.193	0.164 0.320	
3×240+2×120	3* 2	18.3 14.2	1.7 1.2	3.2	61.9	10890	4993	0.0754 0.153	0.125 0.253	
3×300+2×150	3* 2	20.5 15.8	1.8 1.4	3.4	68.3	13638	6107	0.0601 0.524	0.100 0.206	
3×400+2×185	3* 2	23.5 17.6	2.0 1.6	3.7	76.3	17117	7534	0.0470 0.0991	0.0778 0.164	

*表示紧压圆形绞合导体。 **表示紧压扇形导体。
*-Compacted,standed circular conductor; **-Compacted fan-shaped conductor.

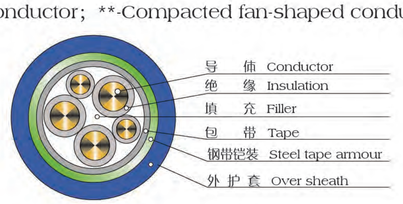

QUNXING WIRE AND CABLE
QUNXING WIRE AND CABLE

0.6/1KV 3+2芯交联聚乙烯绝缘聚氯乙烯/聚乙烯护套电力电缆（YJV YJLV YJY YJLY）
0.6/1Kv，3+2-core，XLPE Insulated,PVC/PE Sheathed Power Cable

标称截面 Num.Cross-sectional area	芯数 No. Of	导体直径 Diameter of conductor	绝缘厚度 Insulation thickness	护套厚度 Sheath thickness	电缆近似外径 Approx.overall diameter of cable	电缆近似重量 Approx.weight of cable kg/km		20℃导体最大直流电阻 Max.d.c.resistance of conductor（20℃）Ω/km		试验电压 Test voltage (a.c.)
mm²	Cores	mm	mm	mm	mm	铜芯	铝芯	铜芯	铝芯	KV/5min
3×10+2×6	3	4.1	0.7	1.8	23.3	1244	976	1.83	3.08	3.5
	2	2.76	0.7					3.08	4.61	
3×16+2×10	3	5.1	0.7	1.8	26.4	1639	1205	1.15	1.91	
	2	4.1	0.7					1.83	3.08	
3×25+2×16	3	6.4	0.9	1.8	30.3	2217	1531	0.727	1.20	
	2	5.1	0.7					1.15	1.91	
3×35+2×16	3	7.6	0.9	1.9	32.4	2596	1722	0.524	0.868	
	2	5.1	0.7					1.15	1.91	
3×50+2×25	3**	7.5	1.0	2.0	36.5	3494	2302	0.387	0.641	
	2	6.5	0.9					0.727	1.20	
3×70+2×35	3**	8.6	1.1	2.3	40.9	4497	2812	0.286	0.443	
	2	7.6	0.9					0.524	0.868	
3×95+2×50	3**	10.8	1.1	2.3	46.9	6265	3904	0.193	0.32	
	2	8.9	1.0					0.387	0.641	
3×120+2×70	3*	12.9	1.2	2.4	51.5	7674	4601	0.153	0.253	
	2	10.7	1.1					0.268	0.443	
3×150+2×70	3*	14.5	1.4	2.6	55.4	8866	5216	0.124	0.206	
	2	10.7	1.1					0.268	0.443	
3×185+2×95	3*	16.0	1.6	2.8	60.7	10615	6070	0.0991	0.164	
	2	11.6	1.1					0.193	0.320	
3×240+2×120	3*	18.3	1.7	3.0	67.1	13161	7265	0.0754	0.125	
	2	14.2	1.2					0.153	0.253	
3×300+2×150	3*	20.5	1.8	3.2	73.7	16178	8647	0.0601	0.100	
	2	15.8	1.4					0.124	0.206	
3×400+2×185	3*	23.5	2.0	3.6	83.8	21091	11508	0.0470	0.0778	
	2	17.6	1.6					0.0991	0.164	

*表示紧压圆形绞合导体。 **表示紧压扇形导体。
*-Compacted,standed circular conductor; **-Compacted fan-shaped conductor.

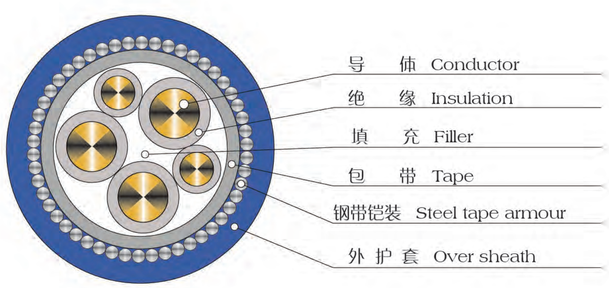

QUNXING WIRE AND CABLE

电缆载流量 Current Carrying Capacity of Cable

导体 Conductor	标称截面 Nom.Cross-sectional area mm²	在空气中敷设 In air A						直接敷设 Direct-Buried A					
		非铠装 Unarmored			铠装 Armored			非铠装 Unarmored			铠装 Armored		
		单芯 Single-core	两芯 Two-core	多芯 Multi-core	单芯 Single-core	两芯 Two-core	多芯 Multi-core	单芯 Single-core	两芯 Two-core	多芯 Multi-core	单芯 Single-core	两芯 Two-core	多芯 Multi-core
铜导体 Copper conductor	1.5	30	23	21	-	-	-	3	39	25	-	-	-
	2.5	40	30	28	-	-	28	57	51	33	-	-	33
	4	53	40	37	-	-	37	74	67	44	-	-	43
	6	67	50	46	-	-	47	94	85	54	-	-	54
	10	93	70	63	105	84	63	127	114	73	125	120	71
	16	124	93	84	136	109	84	165	149	94	162	150	92
	25	168	126	109	180	144	110	213	192	120	210	200	118
	35	207	155	132	220	176	134	256	230	144	253	240	141
	50	252	189	159	265	201	161	304	274	169	299	289	167
	70	308	231	195	322	245	197	372	335	205	366	356	203
	95	384	288	237	398	302	239	449	404	245	442	432	242
	120	439	329	273	465	353	275	512	461	278	505	490	274
	150	507	380	310	521	396	314	575	518	309	567	552	305
	185	591	443	355	604	459	354	650	585	347	639	619	341
	240	694	521	416	706	-	414	757	681	399	744	-	392
	300	810	608	473	819	-	-	855	770	446	842	-	450
	400	937	-	-	949	-	-	976	-	-	963	-	560
	500	1078	-	-	1094	-	-	1110	-	-	1094	-	-
铝导体 Aluminum conductor	10	71	53	48	81	65	49	97	87	56	96	88	55
	16	91	68	62	113	90	62	142	128	72	139	130	70
	25	130	98	85	140	112	85	165	149	93	163	155	92
	35	160	120	102	170	136	104	199	179	111	196	188	110
	50	195	146	123	205	156	124	235	212	131	272	260	129
	70	239	179	152	250	190	153	289	260	159	284	270	158
	95	298	224	184	308	234	185	348	313	190	343	329	188
	120	340	255	213	361	374	214	398	358	216	392	380	213
	150	392	294	241	404	307	242	445	401	240	439	424	237
	185	459	344	277	369	356	277	505	455	271	497	485	267
	240	539	404	326	549	-	325	589	530	312	578	560	308
	300	629	472	372	636	-	-	664	598	351	654	-	360
	400	731	548	-	741	-	-	761	-	-	751	-	480
	500	845	634	-	858	-	-	870	-	-	858	-	-

QUNXING WIRE AND CABLE

电缆敷设运行条件 Installation

在空气中敷设
In air

1、单芯电缆平行敷设时 中心距离：185mm²及以下为电缆直径的2倍；240mm²及以上为90mm.

2、周围环境空气温度：30℃。

3、导体的长期最高工作温度：90℃。

1、The sistance between cable centers of single-core cables laid in paralled: cross-sectioned area of conductor ≤185mm²； 2 times of the cable diameter cross-sectional area of conductor ≥240mm²：90mm.

2、Ambient air temperature:30 ℃。

3、Max.continous operating temperature of conductor: 90℃。

不同环境温度下载流量修正系数
Rating factors of current carrying for different air temperature

环境空气温度 Air temperature	20℃	25℃	30℃	35℃	40℃	45℃
修正系数 Rating factor	1.15	1.08	1.0	0.91	0.82	0.74

直埋敷设
Direct in the ground

1、单芯电缆不接触敷设时，电缆中心距离为电缆直径的2倍

2、土壤温度：25℃

3、导体的长期最高工作温度：90℃。

4、土壤热阻系数：1.0℃ m/W

5、直埋深度：0.7m.

1、The single-core cables are installed separately, the distance between the cablecenter is 2 times of the cable diameter.

2、Soil temperature: 25℃

3、Max. Continous operating temperature of conductor: 90℃

4、Thermal resistivity of soil:1.0 ℃. m/W.

5、Depth of direct-buried: 0.7 m.

不同土壤温度下载流量修正系数
Rating factors of current carrying for different soil temperature

土壤温度 Soil temperature	20℃	25℃	30℃	35℃	40℃
系数 Rating factor	1.04	1.0	0.96	0.92	0.87

JOCA 玖开集团

VII
额定电压0.6/1kV及以下耐火电力电缆

产品标准 Standard

本产品按GB/T12706《额定电压35KV及以下铜芯、铝芯塑料绝缘电力电缆》和GB/T12666《电力电缆燃烧试验方法》标准生产，同时还可根据用户需要按国际电工委员会推荐的IEC标准、英国BS标准、德国DIN标准、美国ICEA标准及日本JIS标准生产。

The product is manufactured according to the standard of GB/T12706 and GB/T12666 or IEC,BS,DIN,ICEA,and JIS upon request.

适用范围 Applications

本产品适用于工频额定电压0.6/1KV及以下配电线路或工业装置中有耐火要求的固定敷设场所使用。

The product is suitable for use in power distirbution lines or fixed installations with rated power-frequency voltage up to and including 0.6/1KV.

使用特性 Operating characteristics

工频额定电压Uo/U:0.6/1KV。

Rated power-frequency voltage Uo/U:0.6/1KV.

电缆导体的最高允许长期工作温度（PVC/XLPE）：70℃/90℃。

Max.permissible continuous operating temperature of couductor (PVC/XLPE)：70℃ / 90℃.

短路时（最长持续时间不超过5s）电缆导体最高允许温度

PVC:导体截面≤300mm²-160℃

导体截面＞300mm² -140℃

XLPE：250℃

Max：short-circuit temperature of the conductor shall not exceed(5s maximumduration):

PVC:corss-section of conductor≤300mm²-160℃

corss-section of conductor＞300mm²-140℃

XLPE:250℃

电缆敷设时环境温度应不低于0℃

The ambient temperature under installation should not below 0℃.

电缆的弯曲半径：多芯电缆不小于电缆外径15倍，单芯电缆不小于电缆外径20倍。

The bending radius of a single-core cable should not less than 20 times of the cable diameter.

The bending radius of multicore-cable should not less than 15 times of the cable diameter.

电缆的型号 Type

型号 Type	名称 Designation	适用范围 Application
NH(B)-VV	聚氯乙烯绝缘聚氯乙烯护套B类耐火电力电缆 PVC insulated and PVC sheathed B type fire-resistant power cable	室内、隧道及电缆沟等不能承受机械外力的场所。单芯电缆不允许敷设在磁性管道中。 For laying doors,in tunnel and in cable trench,unable to bear external mechanical forces.Single-core cable in magnetic duct is not permissble.
NH(B)-YJV	交联聚乙烯绝缘聚氯乙烯护套B类耐火电力电缆 XLPE insulated and PVC sheathed B type fire-resistant power cable	
NH(A)-VV	聚氯乙烯绝缘聚氯乙烯护套A类耐火电力电缆 PVC insulated and PVC sheathed A type fire-resistant power cable	
NH(A)-YJV	交联聚乙烯绝缘聚氯乙烯护套A类耐火电力电缆 XLPE insulated and PVC sheathed A type fire-resistant power cable	
NH（B）-VV22	聚氯乙烯绝缘聚氯乙烯护套钢带铠装B类耐火电力电缆 PVC insulated and PVC sheathed steel-tape armored B type fire-resistant power cable	室内、隧道、电缆沟内或埋地等能承受机械外力的场所，但不能承受大的拉力。 For laying doors,in tunnels,in cable trench or direct in ground,able to bear external mechanical forces,but unable to bear large pilling force.
NH（B）-YJV22	交联聚乙烯绝缘聚氯乙烯护套钢带铠装B类耐火电力电缆 XLPE insulated and PVC sheathed steel-tape armored B type fire-resistant power cable	
NH（A）-VV22	聚氯乙烯绝缘聚氯乙烯护套钢带铠装A类耐火电力电缆 PVC insulated and PVC sheathed steel-tape armored A type fire-resistant power cable	
NH（A）-YJV2	交联聚乙烯绝缘聚氯乙烯护套钢带铠装A类耐火电力电缆 XLPE insulated and PVC sheathed steel-tape armored A type fire-resistant power cable	

QUNXING WIRE AND CABLE

生产范围 Type of cable

型号 Type	芯数 No.of cores	标称截面 Nominal cross -sectional areas mm²
NH(B)-VV NH(B)-YJV NH(A)-VV NH(A)-YJV NH(B)-VV22 NH(B)-YJV22 NH(A)-VV22 NH(A)-YJV22	1	1.0~800 1.0~800 1.0~800 1.0~800
NH(B)-VV NH(B)-YJV NH(A)-VV NH(A)-YJV NH(B)-VV22 NH(B)-YJV22 NH(A)-VV22 NH(A)-YJV22	2	1.0~300 1.0~300 4~300 4~300
NH(B)-VV NH(B)-YJV NH(A)-VV NH(A)-YJV NH(B)-VV22 NH(B)-YJV22 NH(A)-VV22 NH(A)-YJV22	3	1.0~400 1.0~400 4~400 4~400
NH(B)-VV NH(B)-YJV NH(A)-VV NH(A)-YJV NH(B)-VV22 NH(B)-YJV22 NH(A)-VV22 NH(A)-YJV22	4	1.0~400 1.0~400 4~400 4~400
NH(B)-VV NH(B)-YJV NH(A)-VV NH(A)-YJV NH(B)-VV22 NH(B)-YJV22 NH(A)-VV22 NH(A)-YJV22	3+1	1.5~400 1.5~400 4~400 4~400
NH(B)-VV NH(B)-YJV NH(A)-VV NH(A)-YJV NH(B)-VV22 NH(B)-YJV22 NH(A)-VV22 NH(A)-YJV22	5	1.0~400 1.0~400 4~400 4~400
NH(B)-VV NH(B)-YJV NH(A)-VV NH(A)-YJV NH(B)-VV22 NH(B)-YJV22 NH(A)-VV22 NH(A)-YJV22	4+1 或 3+2	1.5~400 1.5~400 4~400 4~400

单芯铠装电缆仅用于直流系统，若用于交流系统，应采用非磁性材料铠装或隔磁措施。

The armoured single-core cables are used for D.C. System only . As for A.C. System,the magnetic isolation should be applied in the steel armor wires or non-magnetically materials should be used.

结构尺寸及主要技术参数 Construction and main technical data

0.6/1KV单芯耐火电力电缆（NH（B）-VV NHA-VV NH(B)-YJV NHA-YJV）
0.6/1KV Single-core Fire Resistance Power Cable

标称截面 Num.cross-section of conductor mm²	导体直径 Diameter of conductor mm	电缆近似外径 Approx.overall diameter of cable mm		电缆近似重量 Approx.weight of cable kg/km		导体最大直流电阻 Max.resistance of conductor（20℃）Ω/km	试验电压 Test voltage (a.c.) KV/5min
		NH(B)-VV NHA-VV	NH(B)-YJV NHA-YJV	NH(B)-VV NHA-VV	NH(B)-YJV NHA-YJV		
1×1.0	1.13	6.1	5.9	56	49	18.1	3.5
1×1.5	1.38	6.3	6.1	63	56	12.1	
1×2.5	1.78	6.7	6.5	77	69	7.41	
1×4.0	2.24	7.6	7.0	103	87	4.61	
1×6.0	2.76	8.1	7.5	128	110	3.08	
1×10	4.05	9.7	9.1	187	163	1.83	
1×16	5.10	10.7	10.1	255	227	1.15	
1×25	6.42	12.7	12.1	375	340	0.727	
1×35	7.56	13.8	13.2	480	440	0.524	
1×50	8.9	15.7	14.9	635	581	0.387	
1×50*	8.3	15.1	14.3	614	562	0.387	
1×70	10.7	17.5	16.9	855	796	0.268	
1×70*	9.8	16.6	16.0	811	755	0.268	
1×95	12.6	20.0	19.0	1155	1067	0.193	
1×95*	11.5	18.9	17.0	1112	1031	0.193	
1×120	14.2	21.7	20.9	1409	1321	0.153	
1×120*	12.9	20.3	19.5	1357	1276	0.153	
1×150	15.8	23.6	22.8	1706	1605	0.124	
1×150*	14.5	22.3	21.5	1679	1584	0.124	
1×185	17.6	25.9	25.1	2094	1977	0.0991	
1×185*	16.0	24.2	23.4	1977	1869	0.0991	
1×240	20.3	28.9	27.9	2696	2546	0.0754	
1×240*	18.3	26.9	25.9	2536	2398	0.0754	
1×300	22.7	31.7	30.5	3332	3148	0.0601	
1×300*	20.5	29.5	28.3	3196	3027	0.0601	
1×400	25.7	35.1	33.9	4194	3981	0.0470	
1×400*	23.5	32.9	31.7	4083	3886	0.0470	
1×500	28.8	38.8	37.6	5235	4990	0.0366	
1×500*	26.5	36.5	35.3	5177	4949	0.0366	
1×630	32.5	42.7	41.9	6525	6285	0.0283	
1×630*	29.9	40.1	39.3	6380	6257	0.0283	
1×800	36.5	47.0	46.6	8139	7908	0.0221	

表示导体为紧压圆形线芯。 Whewe:=Compact cicular stranded conductor.

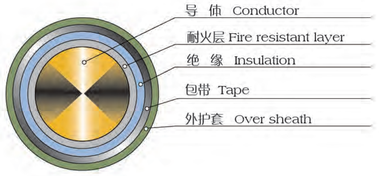

QUNXING WIRE AND CABLE

60227 IEC 42(RVB)

扁型无护套软线
Flat non-sheathed flexible cord

标称截面 Num.cross-section of conductor mm²	导体种类 Class of conductor	绝缘厚度 Insulation thickness mm	平均外径上限 Mean overall diameter (Upper limit) mm	电缆近似重量 Approx.weight of cable kg/km	20℃导体最大直流电阻 Max.resistance of conductor (20℃) Ω/km		最小绝缘电阻 Min.insulation resistance (70℃) MΩ.km
					不镀金属 Plain	镀金属 Metal-coated	
2×0.5	6	0.8	3.0×6.0	20	39.0	40.1	0.016
2×0.75	6	0.8	3.2×6.4	26	26.0	26.7	0.014

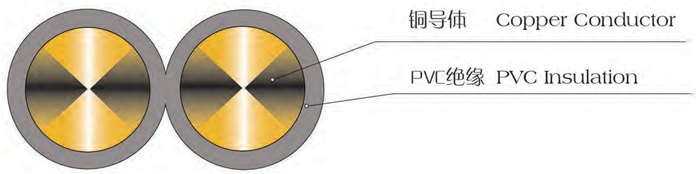

RVB

60227 IEC 52(RVV)

轻型聚氯乙烯护套软线
Light PVC sheathed flexible cord

芯数×标称截面 Number and nom. cross-section of conductor mm²	导体种类 Class of conductor	绝缘厚度 Insulation thickness mm	护套厚度 Sheath thickness mm	平均外径上限 Mean overall diameter (Upper limit) mm	电缆近似重量 Approx.weight of cable kg/km	20℃导体最大直流电阻 Max.resistance of conductor (20℃) Ω/km		最小绝缘电阻 Min.insulation resistance (70℃) MΩ.km
						不镀金属 Plain	镀金属 Metal-coated	
2×0.5	5	0.5	0.6	6.0	39	39.0	40.1	0.012
	5	0.5	0.6	3.6×6.0	24	39.0	40.1	0.012
2×0.70	5	0.5	0.6	6.4	46	26.0	26.7	0.010
	5	0.5	0.6	3.9×6.4	31	26.0	26.7	0.010
3×0.5	5	0.5	0.6	6.2	49	19.5	20.0	0.012
3×0.75	5	0.5	0.6	6.8	60	19.5	20.0	0.010

RVV（三芯）
RVV(Three-core)

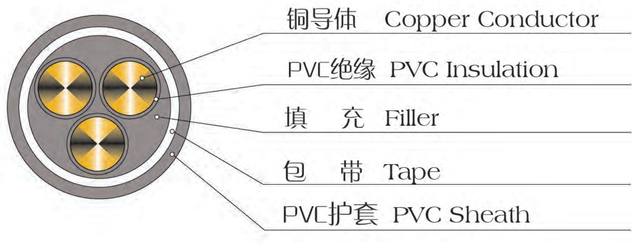

QUNXING WIRE AND CABLE
QUNXING WIRE AND CABLE

60227 IEC 53(RVV)

普通聚氯乙烯护套软线
Ordinary PVC sheathed flexible cord

芯数×标称截面 Number and nom. cross-section of conductor mm²	导体种类 Class of conductor	绝缘厚度 Insulation thickness mm	护套厚度 Sheath thickness mm	平均外径上限 Mean overall diameter (Upper limit) mm	电缆近似重量 Approx.weight of cable kg/km	20℃导体最大直流电阻 Max.resistance of conductor (20℃) Ω/km		最小绝缘电阻 Min.insulation resistance (70℃) MΩ.km
						不镀金属 Plain	镀金属 Metal-coated	
2×0.75	5	0.6	0.8	7.6	49	26.0	26.0	0.011
2×1	5	0.6	0.8	8.0	56	19.5	20.0	0.010
2×1.5	5	0.7	0.8	9.0	74	13.3	13.7	0.010
2×2.5	5	0.8	1.0	11.0	113	7.98	8.21	0.009
*2×4	5	0.8	1.1	12.4	159	4.95	5.09	0.007
*2×6	5	0.8	1.2	14.6	224	3.30	3.39	0.006
3×0.75	5	0.6	0.8	8.0	61	26.0	26.7	0.011
3×1	5	0.6	0.8	8.4	71	19.5	20.0	0.010
3×1.5	5	0.7	0.9	9.8	99	13.3	13.7	0.010
3×2.5	5	0.8	1.1	12.0	150	7.98	8.21	0.009
*3×4	5	0.8	1.1	13.2	207	4.95	5.09	0.007
*3×6	5	0.8	1.2	15.6	295	3.30	3.39	0.006
4×0.75	5	0.6	0.8	8.6	75	26.0	26.7	0.011
4×1	5	0.6	0.9	9.4	91	19.5	20.0	0.010
4×1.5	5	0.7	1.0	11.0	127	13.3	13.7	0.010
4×2.5	5	0.8	1.1	13.0	187	7.98	8.21	0.009
*4×4	5	0.8	1.1	14.4	262	4.95	5.09	0.007
*4×6	5	0.8	1.2	17.1	373	3.30	3.39	0.006
5×0.75	5	0.6	0.9	9.6	93	26.0	269.7	0.011
5×1	5	0.6	0.9	10.0	109	19.5	20.0	0.010
5×1.5	5	0.7	1.1	12.0	157	13.3	13.7	0.010
5×2.5	5	0.8	1.2	14.0	231	7.98	8.21	0.009
*5×4	5	0.8	1.2	15.6	324	4.95	5.09	0.007
*5×6	5	0.8	1.3	18.5	462	3.30	3.39	0.006
*6×0.75	5	0.6	0.9	10.2	107	26.0	26.7	0.011
*6×1	5	0.6	0.9	10.7	126	19.5	20.0	0.010
*6×1.5	5	0.7	1.0	12.5	176	13.3	13.7	0.010
*6×2.5	5	0.8	1.1	14.9	161	7.98	8.21	0.009
*6×4	5	0.8	1.2	16.9	3.77	4.95	5.09	0.007
*6×6	5	0.8	1.4	20.3	545	3.30	3.39	0.006
*7×0.75	5	0.6	0.9	10.4	114	26.0	26.7	0.011
*7×1	5	0.6	0.9	10.9	136	19.5	20.0	0.010
*7×1.5	5	0.7	1.0	12.5	190	13.3	13.7	0.010
*7×2.5	5	0.8	1.1	15.0	284	7.98	8.21	0.009

*可根据用户需要供货 May be supplied upon request

QUNXING WIRE AND CABLE
QUNXING WIRE AND CABLE

0.6/1KV二芯耐火电力电缆（NH（B）-VV NHA-VV NH(B)-YJV NHA-YJV）
0.6/1KV 2-core Fire Resistance Power Cable

标称截面 Num.cross-section of conductor mm²	导体直径 Diameter of conductor mm	电缆近似外径 Approx.overall diameter of cable mm		电缆近似重量 Approx.weight of cable kg/km		导体最大直流电阻 Max.resistance of conductor（20℃）Ω/km	试验电压 Test voltage (a.c.) KV/5min
		NH(B)-VV NHA-VV	NH(B)-YJV NHA-YJV	NH(B)-VV NHA-VV	NH(B)-YJV NHA-YJV		
2×1.0	1.13	11.0	10.6	119	105	18.1	3.5
2×1.5	1.38	11.5	11.1	136	120	12.1	
2×2.5	1.78	12.3	11.9	167	149	7.41	
2×4.0	2.24	14.0	12.8	227	189	4.61	
2×6.0	2.76	15.0	13.8	283	241	3.08	
2×10	4.05	18.2	17.0	419	364	1.83	
2×16	5.10	20.3	19.1	570	506	1.15	
2×25	6.42	25.7	22.5	829	748	0.727	
2×35	7.56	26.0	24.8	1061	971	0.524	
2×50	8.9	29.5	27.9	1393	1268	0.387	
2×50*	8.3	28.3	26.7	1338	1219	0.387	
2×70	10.7	33.7	32.3	1914	1765	0.268	
2×70*	9.8	31.9	30.5	1802	1663	0.268	
2×95	12.6	38.5	36.5	2577	2372	0.198	
2×95*	11.5	36.3	34.3	2461	2271	0.198	
2×120	14.2	41.9	40.3	3157	2955	0.153	
2×120*	12.9	39.3	37.7	3014	2826	0.153	
2×150	15.8	46.0	44.4	3845	3611	0.124	
2×150*	14.5	43.5	41.9	3746	3528	0.124	
2×185	17.6	51.0	49.2	4765	4473	0.0991	
2×185*	16.0	47.7	45.9	4463	4194	0.0991	
2×240	20.3	57.4	55.2	6163	5790	0.0754	
2×240*	18.3	53.4	51.3	5751	5407	0.0754	
2×300	22.7	63.2	60.4	7620	7153	0.0601	
2×300*	20.5	58.9	56.5	7235	6835	0.0601	

*表示导体为紧压圆形线芯。 *Compact cicular stranded conductor.

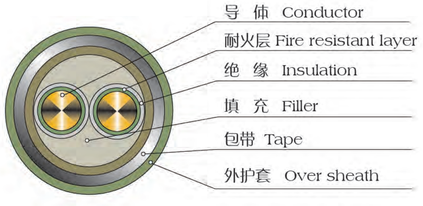

QUNXING WIRE AND CABLE
QUNXING WIRE AND CABLE

0.6/1kV 三芯耐火电力电缆（NH(B)-VV NHA-VV NH(B)-YJV NHA-YJV）
0.6/1kV 3-core Fire Resistance Power Cable

标称截面 Num.cross-section of conductor mm²	导体直径 Diameter of conductor mm	电缆近似外径 Approx.overall diameter of cable mm		电缆近似重量 Approx.weight of cable kg/km		导体最大直流电阻 Max.resistance of conductor（20℃）Ω/km	试验电压 Test voltage (a.c.) KV/5min
		NH(B)-VV NHA-VV	NH(B)-YJV NHA-YJV	NH(B)-VV NHA-VV	NH(B)-YJV NHA-YJV		
3×1.0	1.13	11.5	11.1	142	122	18.1	3.5
3×1.5	1.38	12.0	11.6	165	143	12.1	
3×2.5	1.78	12.9	12.5	207	182	7.41	
3×4.0	2.24	14.7	13.5	287	236	4.61	
3×6.0	2.76	15.9	14.6	364	307	3.08	
3×10	4.05	19.2	18.0	548	472	1.83	
3×16	5.10	21.5	20.2	757	669	1.15	
3×25	6.42	25.2	23.9	1115	1004	0.727	
3×35	7.56	27.7	26.4	1442	1318	0.524	
3×50	8.9	31.4	29.7	1904	1733	0.387	
3×50*	8.3	30.1	28.4	1834	1672	0.387	
3×70	10.7	35.9	34.6	2636	2448	0.268	
3×70*	9.8	34.0	32.7	2470	2314	0.268	
3×95	12.6	41.3	38.9	3587	3287	0.198	
3×95*	11.5	38.9	36.5	3440	3161	0.198	
3×120	14.2	44.9	43.0	4408	4106	0.153	
3×120*	12.9	42.1	40.2	4227	3947	0.153	
3×150	15.8	49.3	47.6	5376	5049	0.124	
3×150*	14.5	46.6	44.9	5264	4959	0.124	
3×185	17.6	54.6	52.7	6673	6271	0.0991	
3×185*	16.0	51.1	49.2	6273	5901	0.0991	
3×240	20.3	61.5	59.2	8649	8134	0.0754	
3×240*	18.3	57.3	52.5	8098	7625	0.0754	
3×300	22.7	68.0	65.2	10746	10111	0.0601	
3×300*	20.5	63.3	60.5	10250	9665	0.0601	
3×400	25.7	75.7	72.9	13584	12843	0.0470	
3×400*	23.5	71.1	68.3	13152	12463	0.0470	

*表示导体为紧压圆形线芯。 *Compact cicular stranded conductor.

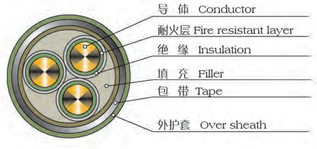

QUNXING WIRE AND CABLE
QUNXING WIRE AND CABLE

0.6/1KV四芯耐火电力电缆（NH（B）-VV NHA-VV NH(B)-YJV NHA-YJV）
0.6/1KV 4-core Fire Resistance Power Cable

标称截面 Num.cross-section of conductor mm²	导体直径 Diameter of conductor mm	电缆近似外径 Approx.overall diameter of cable mm		电缆近似重量 Approx.weight of cable kg/km		导体最大直流电阻 Max.resistance of conductor（20℃）Ω/km	试验电压 Test voltage (a.c.) KV/5min
		NH(B)-VV NHA-VV	NH(B)-YJV NHA-YJV	NH(B)-VV NHA-VV	NH(B)-YJV NHA-YJV		
4×1.0	1.13	12.4	11.9	170	145	18.1	3.5
4×1.5	1.38	13.0	12.5	199	172	12.1	
4×2.5	1.78	13.9	13.5	254	222	7.41	
4×4.0	2.24	16.0	14.6	356	291	4.61	
4×6.0	2.76	17.3	16.5	457	411	3.08	
4×10	4.05	21.1	19.6	693	595	1.83	
4×16	5.10	23.6	22.2	965	852	1.15	
4×25	6.42	27.8	26.3	1432	1288	0.727	
4×35	7.56	30.5	29.1	1860	1699	0.524	
4×50	8.9	34.9	33.0	2480	2257	0.387	
4×50*	8.3	33.5	31.6	2390	2179	0.387	
4×70	10.7	40.1	38.5	3455	3191	0.268	
4×70*	9.8	37.9	36.3	3264	3017	0.268	
4×95	12.6	45.9	43.2	4679	4291	0.198	
4×95*	11.5	43.2	40.6	4493	4131	0.198	
4×120	14.2	50.2	48.0	5779	5387	0.153	
4×120*	12.9	47.0	44.9	5547	5184	0.153	
4×150	15.8	55.1	52.9	7050	6597	0.124	
4×150*	14.5	52.0	49.9	6911	6488	0.124	
4×185	17.6	61.0	58.9	8753	8228	0.0991	
4×185*	16.0	57.0	54.9	8233	7749	0.0991	
4×240	20.3	68.7	66.1	11346	10676	0.0754	
4×240*	18.3	64.0	61.3	10632	10016	0.0754	
4×300	22.7	75.9	72.8	14100	13273	0.0601	
4×300*	20.5	70.7	67.6	13462	12702	0.0601	
4×400	25.7	84.7	81.6	17858	16900	0.0470	
4×400*	23.5	79.5	76.4	17306	16410	0.0470	

*表示导体为紧压圆形线芯。 *Compact cicular stranded conductor.

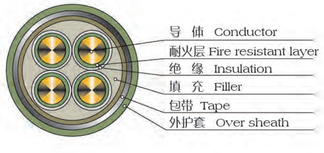

0.6/1KV五芯耐火电力电缆（NH（B）-VV NHA-VV NH(B)-YJV NHA-YJV）
0.6/1KV 5-core Fire Resistance Power Cable

标称截面 Num.cross-section of conductor mm²	导体直径 Diameter of conductor mm	电缆近似外径 Approx.overall diameter of cable mm		电缆近似重量 Approx.weight of cable kg/km		导体最大直流电阻 Max.resistance of conductor（20℃）Ω/km	试验电压 Test voltage (a.c.) KV/5min
		NH(B)-VV NHA-VV	NH(B)-YJV NHA-YJV	NH(B)-VV NHA-VV	NH(B)-YJV NHA-YJV		
5×1.0	1.13	13.3	12.7	200	169	18.1	3.5
5×1.5	1.38	14.0	13.4	236	202	12.1	
5×2.5	1.78	15.0	14.5	303	263	7.41	
5×4.0	2.24	17.4	15.7	428	348	4.61	
5×6.0	2.76	18.8	17.1	553	463	3.08	
5×10	4.05	23.0	21.4	843	723	1.83	
5×16	5.10	25.8	24.2	1180	1041	1.15	
5×25	6.42	30.5	28.9	1759	1581	0.727	
5×35	7.56	33.8	31.9	2306	2091	0.524	
5×50	8.9	38.7	36.5	3075	2798	0.387	
5×50*	8.3	37.0	34.9	2965	2702	0.387	
5×70	10.7	44.3	42.5	4281	3954	0.268	
5×70*	9.8	41.9	40.1	4045	3740	0.268	
5×95	12.6	50.9	48.0	5826	5345	0.198	
5×95*	11.5	48.0	45.1	5594	5146	0.198	
5×120	14.2	55.5	53.1	7166	6681	0.153	
5×120*	12.9	51.9	49.6	6881	6432	0.153	
5×150	15.8	61.1	58.8	8773	8212	0.124	
5×150*	14.5	57.7	55.4	8602	8077	0.124	
5×185	17.6	67.7	65.3	10891	10358	0.0991	
5×185*	16.0	59.2	56.9	10050	9592	0.0991	
5×240	20.3	76.2	73.3	14117	13286	0.0754	
5×240*	18.3	71.0	68.1	13230	12465	0.0754	
5×300	22.7	84.3	80.8	17542	16517	0.0601	
5×300*	20.5	78.4	74.9	16752	15808	0.0601	
5×400	25.7	94.2	90.7	22255	21065	0.0470	
5×400*	23.5	88.4	84.9	21571	20465	0.0470	

*表示导体为紧压圆形线芯。 *Compact cicular stranded conductor.

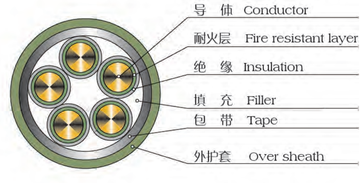

QUNXING WIRE AND CABLE
QUNXING WIRE AND CABLE

0.6/1KV、3+1芯耐火电力电缆（NH（B）-VV NHA-VV NH(B)-YJV NHA-YJV）
0.6/1KV 3+1-core Fire Resistance Power Cable

标称截面 Num.cross-section of conductor mm²	导体直径 Diameter of conductor mm	电缆近似外径 Approx.overall diameter of cable mm		电缆近似重量 Approx.weight of cable kg/km		导体最大直流电阻 Max.resistance of conductor（20℃）Ω/km	试验电压 Test voltage (a.c.) KV/5min
		NH(B)-VV NHA-VV	NH(B)-YJV NHA-YJV	NH(B)-VV NHA-VV	NH(B)-YJV NHA-YJV		
3×1.5+1×1	1.38 1.13	13.3	12.3	205	165	12.1 18.1	3.5
3×2.5+1×1.5	1.78 1.38	13.7	13.2	240	209	7.41 12.1	
3×4+1×2.5	2.24 1.78	15.4	14.3	330	266	4.61 7.41	
3×6+1×4	2.76 2.24	16.9	15.5	431	360	3.08 4.61	
3×10+1×6	4.05 2.76	20.1	18.6	631	540	1.83 3.08	
3×16+1×10	5.10 4.05	22.9	21.5	895	786	1.15 1.83	
3×25+1×16	6.42 5.10	26.6	25.2	1313	1209	0.727 1.15	
3×35+1×16	7.56 5.10	28.7	27.3	1631	1481	0.524 1.15	
3×50+1×25	8.9 6.4	33.1	31.3	2213	2042	0.387 0.727	
3×50+1×25*	8.3 6.0	31.7	29.7	2130	1966	0.387 0.727	
3×70+1×35	10.7 7.6	37.6	36.0	3044	2856	0.268 0.524	
3×70+1×35*	9.8 7.0	35.7	34.0	2886	2709	0.268 0.524	
3×95+1×50	12.6 8.9	43.0	40.7	4113	3845	0.193 0.387	
3×95+1×50*	11.5 8.3	40.7	38.4	3955	3704	0.193 0.387	

*表示导体为紧压圆形线芯。 *Compact cicular stranded conductor.

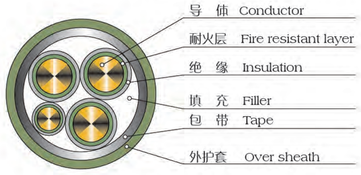

0.6/1KV、3+1芯耐火电力电缆（NH（B）-VV NHA-VV NH(B)-YJV NHA-YJV）
0.6/1KV 3+1-core Fire Resistance Power Cable

标称截面 Num.cross-section of conductor mm²	导体直径 Diameter of conductor mm	电缆近似外径 Approx.overall diameter of cable mm		电缆近似重量 Approx.weight of cable kg/km		导体最大直流电阻 Max.resistance of conductor（20℃）Ω/km	试验电压 Test voltage (a.c.) KV/5min
		NH(B)-VV NHA-VV	NH(B)-YJV NHA-YJV	NH(B)-VV NHA-VV	NH(B)-YJV NHA-YJV		
3×120+1×70	14.2 10.7	47.4	45.4	5176	4889	0.153 0.268	3.5
3×120+1×70*	12.9 9.8	44.5	42.5	4958	4690	0.153 0.268	
3×150+1×70	15.8 10.7	51.1	49.1	6123	5719	0.124 0.268	
3×150+1×70*	14.5 9.8	48.3	46.3	5974	5596	0.124 0.268	
3×185+1×95	17.6 12.6	57.1	54.8	7706	7215	0.0991 0.193	
3×185+1×95*	16.0 11.5	53.4	51.2	7274	6820	0.0991 0.193	
3×240+1×120	20.3 14.2	63.7	61.4	9886	9316	0.0754 0.153	
3×240+1×120*	18.3 12.9	59.4	57.1	9300	8776	0.0754 0.153	
3×300+1×150	22.7 15.8	70.4	67.7	12263	11564	0.0601 0.124	
3×300+1×150*	20.5 14.5	65.7	63.0	11760	11116	0.0601 0.124	
3×400+1×185	25.7 17.6	78.4	75.6	15504	14659	0.0470 0.0991	
3×400+1×185*	23.5 16.0	73.5	70.7	14967	14184	0.0470 0.0991	

*表示导体为紧压圆形线芯。 *Compact cicular stranded conductor.

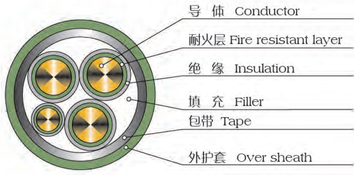

QUNXING WIRE AND CABLE
QUNXING WIRE AND CABLE

0.6/1KV、3+2芯耐火电力电缆（NH（B）-VV NHA-VV NH(B)-YJV NHA-YJV）
0.6/1KV 3+2-core Fire Resistance Power Cable

标称截面 Num.cross-section of conductor mm²	导体直径 Diameter of conductor mm	电缆近似外径 Approx.overall diameter of cable mm		电缆近似重量 Approx.weight of cable kg/km		导体最大直流电阻 Max.resistance of conductor（20℃）Ω/km	试验电压 Test voltage (a.c.) KV/5min
		NH(B)-VV NHA-VV	NH(B)-YJV NHA-YJV	NH(B)-VV NHA-VV	NH(B)-YJV NHA-YJV		
3×1.5+2×1	1.38 1.13	13.7	13.1	222	189	12.1 18.1	3.5
3×2.5+2×1.5	1.78 1.38	14.6	14.1	276	239	7.41 12.1	
3×4+2×2.5	2.24 1.78	16.4	15.3	378	315	4.61 7.41	
3×6+2×4	2.76 9.8	18.2	16.6	503	418	3.08 4.61	
3×10+2×6	4.05 2.76	21.3	19.7	725	617	1.83 3.08	
3×16+2×10	5.10 4.05	24.7	23.1	1045	913	1.15 1.83	
3×25+2×16	6.42 5.10	28.6	27.0	1527	1363	0.727 1.15	
3×35+2×16	7.56 5.10	30.5	28.9	1841	1665	0.524 1.15	
3×50+2×25	8.9 6.4	35.4	33.4	2543	2301	0.387 0.727	
3×50+2×25*	8.3 6.0	33.9	32.0	2438	2214	0.387 0.727	
3×70+2×35	10.7 7.6	40.3	38.5	3459	3208	0.268 0.524	
3×70+2×35*	9.8 7.0	38.2	36.4	3287	3052	0.268 0.524	
3×95+2×50	12.6 8.9	46.1	43.6	4667	4324	0.193 0.387	
3×95+2×50*	11.5 8.3	43.7	41.2	4490	4168	0.193 0.387	

*表示导体为紧压圆形线芯。 *Compact cicular stranded conductor.

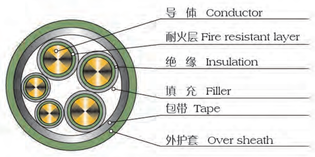

0.6/1KV、3+2芯耐火电力电缆（NH（B）-VV NHA-VV NH(B)-YJV NHA-YJV）
0.6/1KV 3+2-core Fire Resistance Power Cable

标称截面 Num.cross-section of conductor mm²	导体直径 Diameter of conductor mm	电缆近似外径 Approx.overall diameter of cable mm		电缆近似重量 Approx.weight of cable kg/km		导体最大直流电阻 Max.resistance of conductor（20℃）Ω/km	试验电压 Test voltage (a.c.) KV/5min
		NH(B)-VV NHA-VV	NH(B)-YJV NHA-YJV	NH(B)-VV NHA-VV	NH(B)-YJV NHA-YJV		
3×120+2×70	14.2 10.7	51.1	48.9	5936	5582	0.153 0.268	3.5
3×120+2×70*	12.9 9.8	48.0	45.8	5678	5349	0.153 0.268	
3×150+2×70	15.8 10.7	54.4	52.3	6867	6479	0.124 0.268	
3×150+2×70*	14.5 9.8	51.4	49.3	6678	6315	0.124 0.268	
3×185+2×95	17.6 12.6	61.0	58.4	8728	8242	0.0991 0.193	
3×185+2×95*	16.0 11.5	57.1	54.6	8260	7810	0.0991 0.193	
3×240+2×120	20.3 14.2	68.0	65.3	11174	10602	0.0754 0.153	
3×240+2×120*	18.3 12.9	63.4	60.7	10544	10017	0.0754 0.153	
3×300+2×150	22.7 15.8	75.1	72.1	13834	13145	0.0601 0.124	
3×300+2×150*	20.5 14.5	70.2	67.2	13314	12676	0.0601 0.124	
3×400+2×185	25.7 17.6	83.4	80.4	17424	16634	0.0470 0.0991	
3×400+2×185*	23.5 17.6	78.2	75.2	16777	16044	0.0470 0.0991	

*表示导体为紧压圆形线芯。 *Compact cicular stranded conductor.

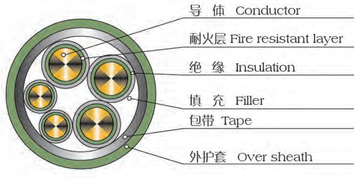

QUNXING WIRE AND CABLE
QUNXING WIRE AND CABLE

0.6/1KV、4+1芯耐火电力电缆（NH（B）-VV NHA-VV NH(B)-YJV NHA-YJV）
0.6/1KV 4+1-core Fire Resistance Power Cable

标称截面 Num.cross-section of conductor mm²	导体直径 Diameter of conductor mm	电缆近似外径 Approx.overall diameter of cable mm		电缆近似重量 Approx.weight of cable kg/km		导体最大直流电阻 Max.resistance of conductor（20℃）Ω/km	试验电压 Test voltage (a.c.) KV/5min
		NH(B)-VV NHA-VV	NH(B)-YJV NHA-YJV	NH(B)-VV NHA-VV	NH(B)-YJV NHA-YJV		
4×1.5+1×1	1.38 / 1.13	13.8	13.3	226	195	12.1 / 18.1	3.5
4×2.5+1×1.5	1.78 / 1.38	14.8	14.3	290	251	7.41 / 12.1	
4×4+1×2.5	2.24 / 1.78	16.9	15.5	403	331	4.61 / 7.41	
4×6+1×4	2.76 / 2.24	18.5	16.9	528	440	3.08 / 4.61	
4×10+1×6	4.05 / 2.76	22.2	20.5	784	669	1.83 / 3.08	
4×16+1×10	5.10 / 4.05	25.3	23.7	1113	977	1.15 / 1.83	
4×25+1×16	6.42 / 5.10	29.6	27.9	1643	1472	0.727 / 1.15	
4×35+1×16	7.56 / 5.10	32.0	30.4	2066	1877	0.524 / 1.15	
4×50+1×25	8.9 / 6.5	37.5	35.3	2819	2577	0.387 / 0.727	
4×50+1×25*	8.3 / 6.0	36.0	33.7	2712	2482	0.387 / 0.727	
4×70+1×35	10.7 / 7.6	42.0	40.6	3874	3589	0.268 / 0.524	
4×70+1×35*	9.8 / 7.0	40.0	38.3	3670	3403	0.268 / 0.524	
4×95+1×50	12.6 / 8.9	48.5	45.7	5264	4822	0.193 / 0.387	
4×95+1×50*	11.5 / 8.3	45.8	43.0	5059	4646	0.193 / 0.387	

*表示导体为紧压圆形线芯。 *Compact cicular stranded conductor.

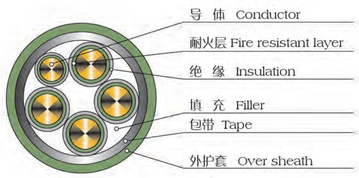

0.6/1KV、4+1芯耐火电力电缆（NH（B）-VV NHA-VV NH(B)-YJV NHA-YJV）
0.6/1KV 4+1-core Fire Resistance Power Cable

标称截面 Num.cross-section of conductor mm²	导体直径 Diameter of conductor mm	电缆近似外径 Approx.overall diameter of cable mm		电缆近似重量 Approx.weight of cable kg/km		导体最大直流电阻 Max.resistance of conductor（20℃）Ω/km	试验电压 Test voltage (a.c.) KV/5min
		NH(B)-VV NHA-VV	NH(B)-YJV NHA-YJV	NH(B)-VV NHA-VV	NH(B)-YJV NHA-YJV		
4×120+1×70	14.2 / 10.7	53.4	51.1	6595	6142	0.153 / 0.268	3.5
4×120+1×70*	12.9 / 9.8	50.0	47.8	6360	5900	0.153 / 0.268	
4×150+1×70	15.8 / 10.7	57.8	55.5	7854	7341	0.124 / 0.268	
4×150+1×70*	14.5 / 9.8	54.6	52.3	7671	7192	0.124 / 0.268	
4×185+1×95	17.6 / 12.6	64.3	61.9	9853	9236	0.0991 / 0.193	
4×185+1×95*	16.0 / 11.5	60.2	57.7	9293	8723	0.0991 / 0.193	
4×240+1×120	20.3 / 14.2	72.1	69.3	12697	11957	0.0754 / 0.153	
4×240+1×120*	18.3 / 12.9	67.2	64.4	11935	11235	0.0754 / 0.153	
4×300+1×150	22.7 / 15.8	79.7	76.4	15752	14822	0.0601 / 0.124	
4×300+1×150*	20.5 / 14.5	74.3	71.1	15092	14235	0.0601 / 0.124	
4×400+1×185	25.7 / 17.6	88.8	85.6	19914	18837	0.0470 / 0.0991	
4×400+1×185*	23.5 / 16.0	83.5	80.0	19243	18243	0.0470 / 0.0991	

*表示导体为紧压圆形线芯。 *Compact cicular stranded conductor.

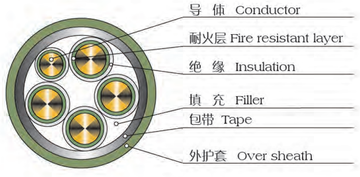

QUNXING WIRE AND CABLE
QUNXING WIRE AND CABLE

0.6/1KV单芯钢带铠装耐火电力电缆（NH（B）-VV22、NHA-VV22、NH(B)-YJV22、NHA-YJV22）
0.6/1KV Single-core Steel Tape Armoured Fire Resistance Power Cable

标称截面 Num.cross-section of conductor mm²	导体直径 Diameter of conductor mm	电缆近似外径 Approx.overall diameter of cable mm		电缆近似重量 Approx.weight of cable kg/km		导体最大直流电阻 Max.resistance of conductor（20℃）Ω/km	试验电压 Test voltage (a.c.) KV/5min
		NH(B)-VV22 NHA-VV22	NH(B)-YJV22 NHA-YJV22	NH(B)-VV22 NHA-VV22	NH(B)-YJV22 NHA-YJV22		
1×10	4.05	13.1	12.5	279	256	1.83	3.5
1×16	5.10	14.1	13.5	355	330	1.15	
1×25	6.42	15.9	15.3	484	454	0.727	
1×35	7.56	17.0	16.4	598	565	0.524	
1×50	8.9	18.7	17.9	759	712	0.387	
1×50*	8.3	18.1	17.3	733	688	0.387	
1×70	10.7	20.5	19.9	996	946	0.268	
1×70*	9.8	19.6	19.0	944	897	0.268	
1×95	12.6	22.8	21.8	1303	1224	0.193	
1×95*	11.5	21.7	20.7	1252	1178	0.193	
1×120	14.2	24.5	23.7	1568	1493	0.153	
1×120*	12.9	23.1	22.3	1507	1437	0.153	
1×150	15.8	26.4	25.6	1880	1793	0.124	
1×150*	14.5	25.1	24.3	1843	1761	0.124	
1×185	17.6	28.7	27.9	2288	2188	0.0991	
1×185*	16.0	27.0	26.2	2159	2065	0.0991	
1×240	20.3	31.7	30.7	2912	2781	0.0754	
1×240*	18.3	29.7	28.7	2737	2616	0.0754	
1×300	22.7	34.9	33.5	3746	3420	0.0601	
1×300*	20.5	33.9	31.3	3581	3279	0.0601	
1×400	25.7	39.7	38.9	4874	4669	0.0470	
1×400*	23.5	37.5	36.7	4722	4530	0.0470	
1×500	28.8	43.4	42.6	5982	5747	0.0366	
1×500*	26.5	41.1	40.3	5880	5660	0.0366	
1×630	32.5	47.3	47.1	7341	7142	0.0283	
1×630*	29.9	44.7	44.5	7147	6962	0.0283	
1×800	36.5	52.2	51.8	9030	8854	0.0221	

*表示导体为紧压圆形线芯。 *Compact cicular stranded conductor.

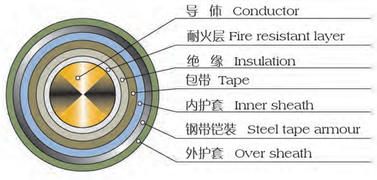

QUNXING WIRE AND CABLE
QUNXING WIRE AND CABLE

JOCA 玖开集团

0.6/1KV二芯钢带铠装耐火电力电缆（NH（B）-VV22、NHA-VV22、NH(B)-YJV22、NHA-YJV22）
0.6/1KV 2-core Steel Tape Armoured Fire Resistance Power Cable

标称截面 Num.cross-section of conductor mm²	导体直径 Diameter of conductor mm	电缆近似外径 Approx.overall diameter of cable mm		电缆近似重量 Approx.weight of cable kg/km		导体最大直流电阻 Max.resistance of conductor（20℃）Ω/km	试验电压 Test voltage (a.c.) KV/5min
		NH(B)-VV22 NHA-VV22	NH(B)-YJV22 NHA-YJV22	NH(B)-VV22 NHA-VV22	NH(B)-YJV22 NHA-YJV22		
2×1.5	1.38	14.1	13.7	252	236	12.1	3.5
2×2.5	1.78	14.9	14.5	291	275	7.41	
2×4.0	2.24	16.6	15.4	369	324	4.61	
2×6.0	2.76	17.6	16.4	436	388	3.08	
2×10	4.05	20.8	19.6	586	531	1.83	
2×16	5.10	22.9	21.7	755	695	1.15	
2×25	6.42	26.3	25.1	1045	972	0.727	
2×35	7.56	28.6	27.4	1298	1219	0.524	
2×50	8.9	32.1	30.5	1661	1547	0.387	
2×50*	8.3	30.9	29.3	1595	1486	0.387	
2×70	10.7	38.3	35.1	2600	2104	0.268	
2×70*	9.8	36.5	33.3	2452	1983	0.268	
2×95	12.6	43.1	40.9	2257	3128	0.198	
2×95*	11.5	40.9	38.7	3198	2980	0.198	
2×120	14.2	46.5	44.7	4003	3787	0.153	
2×120*	12.9	43.9	42.1	3808	3604	0.153	
2×150	15.8	50.6	49.0	4770	4547	0.124	
2×150*	14.5	48.1	46.5	4622	4411	0.124	
2×185	17.6	55.6	53.8	5783	5505	0.0991	
2×185*	16.0	52.3	50.5	5417	5156	0.0991	
2×240	20.3	62.0	59.8	7306	6945	0.0754	
2×240*	18.3	58.1	55.9	6816	6478	0.0754	
2×300	22.7	67.8	64.8	8878	8386	0.0601	
2×300*	20.5	63.5	60.9	8406	7986	0.0601	

*表示导体为紧压圆形线芯。 *Compact cicular stranded conductor.

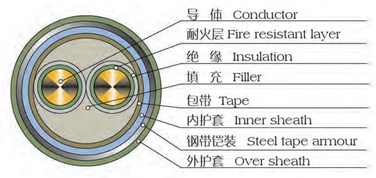

QUNXING WIRE AND CABLE
QUNXING WIRE AND CABLE

0.6/1KV三芯钢带铠装耐火电力电缆（NH（B）-VV22、NHA-VV22、NH(B)-YJV22、NHA-YJV22）
0.6/1KV 3-core Steel Tape Armoured Fire Resistance Power Cable

标称截面 Num.cross-section of conductor mm²	导体直径 Diameter of conductor mm	电缆近似外径 Approx.overall diameter of cable mm		电缆近似重量 Approx.weight of cable kg/km		导体最大直流电阻 Max.resistance of conductor（20℃）Ω/km	试验电压 Test voltage (a.c.) KV/5min
		NH(B)-VV22 NHA-VV22	NH(B)-YJV22 NHA-YJV22	NH(B)-VV22 NHA-VV22	NH(B)-YJV22 NHA-YJV22		
3×1.0	1.13	11.0	13.7	271	239	18.1	3.5
3×1.5	1.38	14.6	14.2	286	267	12.1	
3×2.5	1.78	15.5	15.1	337	316	7.41	
3×4.0	2.24	17.3	16.1	436	382	4.61	
3×6.0	2.76	18.5	17.2	525	467	3.08	
3×10	4.05	21.8	20.6	723	654	1.83	
3×16	5.10	24.1	22.8	952	876	1.15	
3×25	6.42	27.8	26.5	1345	1250	0.727	
3×35	7.56	30.3	29.0	1694	1590	0.524	
3×50	8.9	34.0	32.3	2189	2041	0.387	
3×50*	8.3	32.7	31.0	2108	1966	0.387	
3×70	10.7	40.5	39.2	3367	3197	0.268	
3×70*	9.8	38.6	37.3	3181	3020	0.268	
3×95	12.6	45.9	43.5	4420	4126	0.193	
3×95*	11.5	43.5	41.1	4227	3948	0.193	
3×120	14.2	49.5	47.6	5313	5031	0.153	
3×120*	12.9	46.7	44.8	5075	4811	0.153	
3×150	15.8	53.9	52.2	6366	6068	0.124	
3×150*	14.5	51.2	49.5	6200	5919	0.124	
3×185	17.6	59.2	57.3	7764	7395	0.0991	
3×185*	16.0	55.7	53.8	7293	6948	0.0991	
3×240	20.3	66.1	63.8	9872	9394	0.0754	
3×240*	18.3	61.9	59.6	9238	8793	0.0754	
3×300	22.7	72.6	69.8	12095	11497	0.0601	
3×300*	20.5	67.9	65.1	11505	10949	0.0601	
3×400	25.7	75.7	77.5	15075	14389	0.0470	
3×400*	23.5	75.7	72.9	14550	13908	0.0470	

*表示导体为紧压圆形线芯。 *Compact cicular stranded conductor.

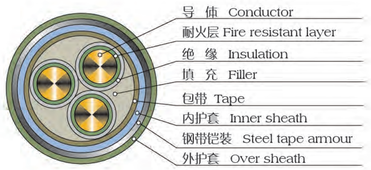

0.6/1KV四芯钢带铠装耐火电力电缆（NH（B）-VV22、NHA-VV22、NH(B)-YJV22、NHA-YJV22）
0.6/1KV 4-core Steel Tape Armoured Fire Resistance Power Cable

标称截面 Num.cross-section of conductor mm²	导体直径 Diameter of conductor mm	电缆近似外径 Approx.overall diameter of cable mm		电缆近似重量 Approx.weight of cable kg/km		导体最大直流电阻 Max.resistance of conductor（20℃）Ω/km	试验电压 Test voltage (a.c.) KV/5min
		NH(B)-VV22 NHA-VV22	NH(B)-YJV22 NHA-YJV22	NH(B)-VV22 NHA-VV22	NH(B)-YJV22 NHA-YJV22		
4×1.0	1.13	15.6	14.5	313	272	18.1	3.5
4×1.5	1.38	16.2	15.1	339	306	12.1	
4×2.5	1.78	16.5	16.1	395	369	7.41	
4×4.0	2.24	18.6	17.2	518	452	4.61	
4×6.0	2.76	19.9	18.4	631	560	3.08	
4×10	4.05	23.7	22.2	884	798	1.83	
4×16	5.10	26.2	24.8	1180	1083	1.15	
4×25	6.42	30.4	28.9	1685	1565	0.727	
4×35	7.56	33.1	31.7	2138	2006	0.524	
4×50	8.9	39.5	37.6	3187	2979	0.387	
4×50*	8.3	38.1	36.2	3069	2896	0.387	
4×70	10.7	44.5	43.1	4245	4028	0.268	
4×70*	9.8	42.3	40.9	4012	3806	0.268	
4×95	12.6	50.5	47.8	5603	5232	0.193	
4×95*	11.5	47.8	45.2	5363	5013	0.193	
4×120	14.2	54.6	52.6	6760	6427	0.153	
4×120*	12.9	51.4	49.5	6466	6155	0.153	
4×150	15.8	59.7	57.5	8151	7742	0.124	
4×150*	14.5	56.6	54.5	7952	7565	0.124	
4×185	17.6	65.6	63.5	9966	9494	0.0991	
4×185*	16.0	61.6	59.5	9367	8927	0.0991	
4×240	20.3	73.3	70.5	12708	12065	0.0754	
4×240*	18.3	68.6	65.7	11900	11302	0.0754	
4×300	22.7	80.5	77.4	15603	14836	0.0601	
4×300*	20.5	75.3	71.6	14860	14065	0.0601	
4×400	25.7	89.3	85.6	19529	18549	0.0470	
4×400*	23.5	84.1	80.4	18874	17956	0.0470	

*表示导体为紧压圆形线芯。 *Compact cicular stranded conductor.

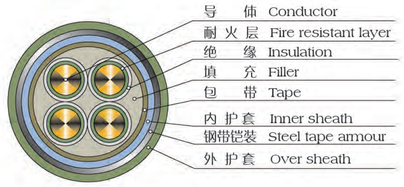

QUNXING WIRE AND CABLE
QUNXING WIRE AND CABLE

0.6/1KV五芯钢带铠装耐火电力电缆（NH（B）-VV22、NHA-VV22、NH(B)-YJV22、NHA-YJV22）
0.6/1KV 5-core Steel Tape Armoured Fire Resistance Power Cable

标称截面 Num.cross-section of conductor mm²	导体直径 Diameter of conductor mm	电缆近似外径 Approx.overall diameter of cable mm		电缆近似重量 Approx.weight of cable kg/km		导体最大直流电阻 Max.resistance of conductor（20℃）Ω/km	试验电压 Test voltage (a.c.) KV/5min
		NH(B)-VV22 NHA-VV22	NH(B)-YJV22 NHA-YJV22	NH(B)-VV22 NHA-VV22	NH(B)-YJV22 NHA-YJV22		
5×1.0	1.13	5.9	15.3	333	307	18.1	3.5
5×1.5	1.38	16.6	16.0	376	348	12.1	
5×2.5	1.78	17.6	17.1	454	423	7.41	
5×4.0	2.24	20.0	18.3	603	524	4.61	
5×6.0	2.76	21.4	19.7	755	657	3.08	
5×10	4.05	25.6	24.0	1065	946	1.83	
5×16	5.10	28.4	26.8	1430	1297	1.15	
5×25	6.42	33.1	31.5	2055	1888	0.727	
5×35	7.56	38.4	34.9	2990	2464	0.524	
5×50	8.9	43.3	41.1	3854	3595	0.387	
5×50*	8.3	41.6	39.5	3717	3463	0.387	
5×70	10.7	48.5	47.1	5162	4885	0.268	
5×70*	9.8	46.5	44.7	4889	4616	0.268	
5×95	12.6	55.5	52.6	6846	6394	0.193	
5×95*	11.5	52.6	49.7	6555	6129	0.193	
5×120	14.2	60.1	57.7	8276	7841	0.153	
5×120*	12.9	56.5	54.2	7920	7447	0.153	
5×150	15.8	65.7	63.4	9992	9490	0.124	
5×150*	14.5	62.3	60.0	9753	9280	0.124	
5×185	17.6	72.1	69.9	12201	11655	0.0991	
5×185*	14.5	63.6	61.5	11195	10721	0.0991	
5×240	20.3	80.8	77.9	15625	14873	0.0754	
5×240*	18.3	75.6	72.7	14633	13935	0.0754	
5×300	22.7	88.9	85.4	19207	18265	0.0601	
5×300*	20.5	83.0	79.5	18299	17425	0.0601	
5×400	25.7	100.0	96.5	24978	23861	0.0470	
5×400*	23.5	94.2	90.7	24124	23077	0.0470	

*表示导体为紧压圆形线芯。 *Compact cicular stranded conductor.

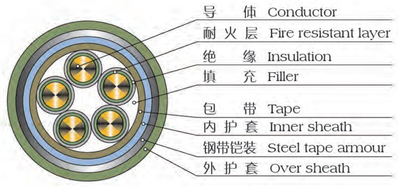

0.6/1KV 3+1芯钢带铠装耐火电力电缆（NH (B)-VV22、NHA-VV22、NH(B)-YJV22、NHA-YJV22）
0.6/1KV 3+1-core Steel Tape Armoured Fire Resistance Power Cable

标称截面 Num.cross-section of conductor mm²	导体直径 Diameter of conductor mm	电缆近似外径 Approx.overall diameter of cable mm		电缆近似重量 Approx.weight of cable kg/km		导体最大直流电阻 Max.resistance of conductor（20℃）Ω/km	试验电压 Test voltage (a.c.) KV/5min
		NH(B)-VV22 NHA-VV22	NH(B)-YJV22 NHA-YJV22	NH(B)-VV22 NHA-VV22	NH(B)-YJV22 NHA-YJV22		
3×1.5+1×1	1.38	6.4	14.9	332	301	12.1	3.5
	1.13					18.1	
3×2.5+1×1.5	1.78	17.3	15.8	390	357	7.41	
	1.38					12.1	
3×4+1×2.5	2.24	19.0	16.5	499	423	4.61	
	1.78					7.41	
3×6+1×4	2.76	20.5	18.1	609	532	3.08	
	2.24					4.61	
3×10+1×6	4.05	23.7	21.2	821	732	1.83	
	2.76					3.08	
3×16+1×10	5.10	26.5	24.1	1110	1009	1.15	
	4.05					1.83	
3×25+1×16	6.42	30.2	27.8	1561	1440	0.727	
	5.10					1.15	
3×35+1×16	7.56	32.3	29.9	1899	1768	0.524	
	5.10					1.15	
3×50+1×25	8.9	36.7	33.9	2521	2342	0.387	
	6.4					0.727	
3×50+1×25*	8.3	35.3	32.5	2426	2253	0.387	
	6.0					0.727	
3×70+1×35	10.7	41.6	40.6	3793	3589	0.268	
	7.6					0.524	
3×70+1×35*	9.8	39.7	38.6	3595	3402	0.268	
	7.0					0.524	
3×95+1×50	12.6	47.0	45.3	4968	4669	0.193	
	8.9					0.387	
3×95+1×50*	11.5	44.7	43.0	4762	4480	0.193	
	8.3					0.387	

*表示导体为紧压圆形线芯。 *Compact cicular stranded conductor.

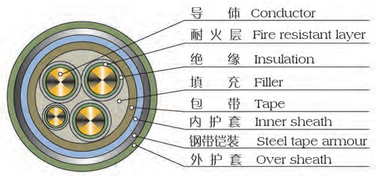

QUNXING WIRE AND CABLE
QUNXING WIRE AND CABLE

0.6/1KV 3+1芯钢带铠装耐火电力电缆（NH（B）-VV22\NHA-VV22、NH(B)-YJV22、NHA-YJV22）
0.6/1KV 3+1-core Steel Tape Armoured Fire Resistance Power Cable

标称截面 Num.cross-section of conductor mm²	导体直径 Diameter of conductor mm	电缆近似外径 Approx.overall diameter of cable mm		电缆近似重量 Approx.weight of cable kg/km		导体最大直流电阻 Max.resistance of conductor（20℃）Ω/km	试验电压 Test voltage (a.c.) KV/5min
		NH(B)-VV22 NHA-VV22	NH(B)-YJV22 NHA-YJV22	NH(B)-VV22 NHA-VV22	NH(B)-YJV22 NHA-YJV22		
3×120+1×70	14.2 10.7	52.0	50.0	6129	5804	0.153 0.268	3.5
3×120+1×70*	12.9 9.8	49.1	47.1	5852	5547	0.153 0.268	
3×150+1×70	15.8 10.7	55.7	53.7	7148	6783	0.124 0.268	
3×150+1×70*	14.5 9.8	52.9	50.9	6943	6599	0.124 0.268	
3×185+1×95	17.6 12.6	61.5	59.4	8815	8396	0.0991 0.193	
3×185+1×95*	16.0 11.5	57.8	55.8	8312	7920	0.0991 0.193	
3×240+1×120	20.3 14.2	68.3	66.0	11152	10636	0.0754 0.153	
3×240+1×120*	18.3 12.9	64.0	61.7	10481	10001	0.0754 0.153	
3×300+1×150	22.7 15.8	75.0	72.1	13658	12986	0.0601 0.124	
3×300+1×150*	20.5 14.5	70.3	67.4	13062	12437	0.0601 0.124	
3×400+1×185	25.7 17.6	83.0	80.2	17054	16280	0.0470 0.0991	
3×400+1×185*	23.5 16.0	78.1	75.3	16420	15697	0.0470 0.0991	

*表示导体为紧压圆形线芯。 *Compact cicular stranded conductor.

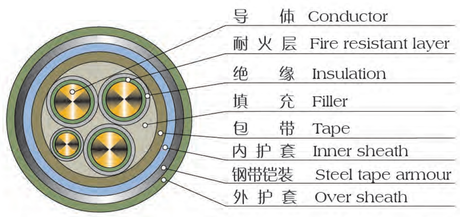

0.6/1KV 3+2芯钢带铠装耐火电力电缆（NH(B)-VV22、NHA-VV22、NH(B)-YJV22、NHA-YJV22）
0.6/1KV 3+2-core Steel Tape Armoured Fire Resistance Power Cable

标称截面 Num.cross-section of conductor mm²	导体直径 Diameter of conductor mm	电缆近似外径 Approx.overall diameter of cable mm		电缆近似重量 Approx.weight of cable kg/km		导体最大直流电阻 Max.resistance of conductor（20℃）Ω/km	试验电压 Test voltage (a.c.) KV/5min
		NH(B)-VV22 NHA-VV22	NH(B)-YJV22 NHA-YJV22	NH(B)-VV22 NHA-VV22	NH(B)-YJV22 NHA-YJV22		
3×1.5+2×1	1.38 1.13	16.9	15.7	368	332	12.1 18.1	3.5
3×2.5+2×1.5	1.78 1.38	17.8	16.7	432	393	7.41 12.1	
3×4+21×2.5	2.24 1.78	19.6	17.8	552	484	4.61 7.41	
3×6+2×4	2.76 2.24	21.4	19.2	695	605	3.08 4.61	
3×10+2×6	4.05 2.76	24.5	22.3	926	823	1.83 3.08	
3×16+2×10	5.10 4.05	27.9	25.7	1277	1157	1.15 1.83	
3×25+2×16	6.42 5.10	31.8	29.6	1794	1651	0.727 1.15	
3×35+2×16	7.56 5.10	33.1	31.5	2118	1974	0.524 1.15	
3×50+2×25	8.9 6.4	39.4	36.0	3244	2666	0.387 0.727	
3×50+2×25*	8.3 6.0	37.9	34.6	3111	2557	0.387 0.727	
3×70+2×35	10.7 7.6	43.5	42.9	4253	4032	0.268 0.524	
3×70+2×35*	9.8 7.0	41.4	40.8	4039	3831	0.268 0.524	
3×95+2×50	12.6 8.9	49.5	48.2	5604	5277	0.193 0.387	
3×95+2×50*	11.5 8.3	48.3	45.8	5409	5068	0.193 0.387	

*表示导体为紧压圆形线芯。 *Compact cicular stranded conductor.

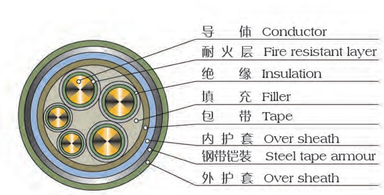

QUNXING WIRE AND CABLE
QUNXING WIRE AND CABLE

BVVB300/500V

铜芯聚氯乙烯绝缘聚氯乙烯护套扁型电缆
Copper conductor PVC insulated and flat cable

芯数×标称截面 Number and nom. cross-section of conductor mm²	绞合导体中单线最少根数 Min.number of wires of stranded conductor	绝缘厚度 Insulation thickness mm	护套厚度 Sheath thickness mm	平均外径上限 Mean overall diameter (Upper limit) mm	电缆近似重量 Approx.weight of cable kg/km	20℃导体最大直流电阻 Max.resistance of conductor (20℃) Ω/km		最小绝缘电阻 Min.insulation resistance (70℃) MΩ.km
						铜芯 Copper Wire	镀锡金属 Tinned copper wire	
2×0.75	1	0.6	0.9	4.6×7.1	38.51	24.5	24.8	0.012
2×1.0	1	0.6	0.9	4.8×7.4	44.99	18.1	18.2	0.011
2×1.5	1	0.7	0.9	5.3×8.5	60.12	12.1	12.2	0.011
2×2.5	1	0.8	1.0	6.2×10.1	88.43	7.41	7.56	0.010
2×4	1	0.8	1.0	6.7×11.1	122.53	4.61	4.70	0.0085
2×4	7	0.8	1.0	6.9×11.5	128.06	4.61	4.70	0.008
2×6	1	0.8	1.1	7.5×12.5	168.88	3.08	3.11	0.0070
2×6	7	0.8	1.1	7.8×13.0	175.63	3.08	3.11	0.0065
2×10	7	1.0	1.2	9.5×16.2	281.44	1.83	14.84	0.0065
3×0.75	1	0.6	0.9	4.6×9.6	55.21	24.5	24.8	0.012
3×1.0	1	0.6	0.9	4.8×10.1	63.96	18.1	18.2	0.011
3×1.5	1	0.7	0.9	5.3×11.7	86.32	12.1	12.2	0.011
3×2.5	1	0.8	1.0	6.2×14.0	127.79	7.41	7.56	0.010
3×4	1	0.8	1.1	7.0×15.8	183.07	4.61	4.70	0.0085
3×4	7	0.8	1.1	7.1×16.3	191.41	4.61	4.70	0.008
3×6	1	0.8	1.1	7.5×17.5	246.64	3.08	3.11	0.0070
3×6	7	0.8	1.1	7.8×18.2	256.44	3.08	3.11	0.0065
3×10	7	1.0	1.2	9.5×23.0	412.90	1.83	1.84	0.0065

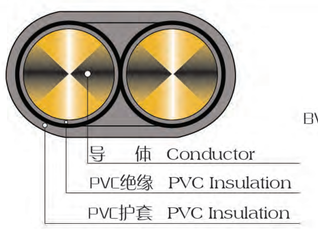

BVVB、BLVVB

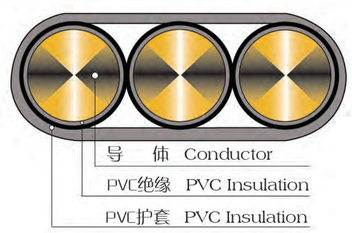

BLVVB300/500V

铝芯聚氯乙烯绝缘聚氯乙烯护套扁型电缆
Aluminum conductor PVC insulated and sheathed flat cable

芯数×标称截面 Number and nom. cross-section of conductor mm²	绞合导体中单线最少根数 Min.number of wires of stranded conductor	绝缘厚度 Insulation thickness mm	护套厚度 Sheath thickness mm	平均外径上限 Mean overall diameter (Upper limit) mm	电缆近似重量 Approx.weight of cable kg/km	20℃导体最大直流电阻 Max.resistance of conductor (20℃) Ω/km	最小绝缘电阻 Min.insulation resistance (70℃) MΩ.km
2×2.5	1	0.8	1.0	6.2×10.1	57.98	12.1	0.010
2×4	1	0.8	1.0	6.7×11.1	73.99	7.41	0.0085
2×6	1	0.8	1.1	7.5×12.5	95.91	4.61	0.0070
2×10	7	1.0	1.2	9.5×16.2	155.15	3.08	0.0065
3×2.5	1	0.8	1.0	6.2×14.0	82.11	12.1	0.010
3×4	1	0.8	1.1	7.0×15.8	110.26	7.41	0.0085
3×6	1	0.8	1.1	7.5×17.5	137.19	4.61	0.0070
3×10	7	1.0	1.2	9.5×23.0	223.47	3.08	0.0065

JOCA 玖开集团

II

聚氯乙烯绝缘控制电缆

0.6/1KV3+2芯钢带铠装耐火电力电缆（NH（B）-VV22、NHA-VV22、NH(B)-Y_JV22、NHA-Y_JV22）
0.6/1KV 3+2-core Steel Tape Armoured Fire Resistance Power Cable

标称截面 Num.cross-section of conductor mm²	导体直径 Diameter of conductor mm	电缆近似外径 Approx.overall diameter of cable mm		电缆近似重量 Approx.weight of cable kg/km		导体最大直流电阻 Max.resistance of conductor（20℃）Ω/km	试验电压 Test voltage (a.c.) KV/5min
		NH(B)-VV22 NHA-VV22	NH(B)-YJV22 NHA-YJV22	NH(B)-VV22 NHA-VV22	NH(B)-YJV22 NHA-YJV22		
3×120+2×70	14.2 10.7	55.7	53.5	7026	6651	0.153 0.268	3.5
3×120+2×70*	12.9 9.8	52.6	50.4	6701	6348	0.153 0.268	
3×150+2×70	15.8 10.7	59.0	56.9	8033	7618	0.124 0.268	
3×150+2×70*	14.5 9.8	56.0	53.9	7778	7387	0.124 0.268	
3×185+2×95	17.6 12.6	65.6	63.0	10039	9508	0.0991 0.193	
3×185+2×95*	16.0 11.5	61.7	59.2	9487	8990	0.0991 0.193	
3×240+2×120	20.3 14.2	72.6	69.9	12641	12016	0.0754 0.153	
3×240+2×120*	18.3 12.9	68.0	65.3	11910	11329	0.0754 0.153	
3×300+2×150	22.7 15.8	79.7	76.7	15465	14697	0.0601 0.124	
3×300+2×150*	20.5 14.5	74.8	71.8	14836	14121	0.0601 0.124	
3×400+2×185	25.7 17.6	88.0	85.0	19249	18372	0.0470 0.0991	
3×400+2×185*	23.5 17.6	82.8	79.8	18484	17666	0.0470 0.0991	

*表示导体为紧压圆形线芯。 *Compact cicular stranded conductor.

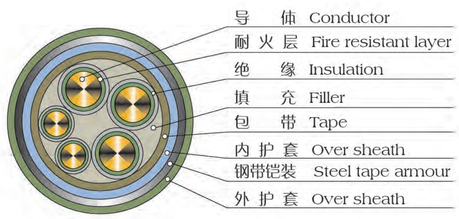

0.6/1KV 4+1芯钢带铠装耐火电力电缆（NH(B)-VV22、NHA-VV22、NH(B)-Y_JV22、NHA-Y_JV22）
0.6/1KV 4+1-core Steel Tape Armoured Fire Resistance Power Cable

标称截面 Num.cross-section of conductor mm²	导体直径 Diameter of conductor mm	电缆近似外径 Approx.overall diameter of cable mm		电缆近似重量 Approx.weight of cable kg/km		导体最大直流电阻 Max.resistance of conductor（20℃）Ω/km	试验电压 Test voltage (a.c.) KV/5min
		NH(B)-VV22 NHA-VV22	NH(B)-YJV22 NHA-YJV22	NH(B)-VV22 NHA-VV22	NH(B)-YJV22 NHA-YJV22		
4×1.5+1×1	1.38 1.13	16.4	15.9	368	340	12.1 18.1	3.5
4×2.5+1×1.5	1.78 1.38	17.4	16.9	439	408	7.41 12.1	
4×4+1×2.5	2.24 1.78	19.5	18.1	573	504	4.61 7.41	
4×6+1×4	2.76 2.24	21.1	19.5	715	630	3.08 4.61	
4×10+1×6	4.05 2.76	24.8	23.1	985	884	1.83 3.08	
4×16+1×10	5.10 4.05	27.9	26.3	1342	1227	1.15 1.83	
4×25+1×16	6.42 5.10	32.2	30.5	1911	1770	0.727 1.15	
4×35+1×16	7.56 5.10	34.8	33.2	2372	2218	0.524 1.15	
4×50+1×25	8.9 6.4	41.5	39.9	3545	3353	0.387 0.727	
4×50+1×25*	8.3 6.0	40.0	38.3	3408	3223	0.387 0.727	
4×70+1×35	10.7 7.6	46.8	45.0	4727	4456	0.268 0.524	
4×70+1×35*	9.8 7.0	44.6	42.7	4478	4221	0.268 0.524	
4×95+1×50	12.6 8.9	53.1	50.3	6239	5822	0.193 0.387	
4×95+1×50*	11.5 8.3	50.4	47.6	5980	5586	0.193 0.387	

*表示导体为紧压圆形线芯。 *Compact cicular stranded conductor.

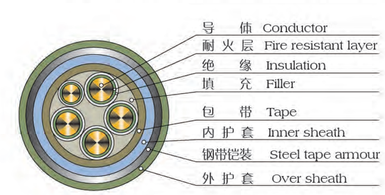

QUNXING WIRE AND CABLE
QUNXING WIRE AND CABLE

0.6/1KV4+1芯钢带铠装耐火电力电缆（NH（B）-VV22、NHA-VV22、NH(B)-YJV22、NHA-YJV22）
0.6/1KV4+1-core Steel Tape Armoured Fire Resistance Power Cable

标称截面 Num.cross-section of conductor mm²	导体直径 Diameter of conductor mm	电缆近似外径 Approx.overall diameter of cable mm		电缆近似重量 Approx.weight of cable kg/km		导体最大直流电阻 Max.resistance of conductor（20℃）Ω/km	试验电压 Test voltage (a.c.) KV/5min
		NH(B)-VV22 NHA-VV22	NH(B)-YJV22 NHA-YJV22	NH(B)-VV22 NHA-VV22	NH(B)-YJV22 NHA-YJV22		
4×120+1×70	14.2 10.7	57.8	55.7	7636	7256	0.153 0.268	3.5
4×120+1×70*	12.9 9.8	54.4	52.4	7296	6941	0.153 0.268	
4×150+1×70	15.8 10.7	62.4	60.1	9007	8549	0.124 0.268	
4×150+1×70*	14.5 9.8	59.2	56.9	8761	8329	0.124 0.268	
4×185+1×95	17.6 12.6	68.9	66.5	11131	10577	0.0991 0.193	
4×185+1×95*	16.0 11.5	64.8	62.3	10489	9971	0.0991 0.193	
4×240+1×120	20.3 14.2	76.7	73.9	14125	13438	0.0754 0.153	
4×240+1×120*	18.3 12.9	71.8	69.0	13265	12626	0.0754 0.153	
4×300+1×150	22.7 15.8	84.3	81.0	17326	16476	0.0601 0.124	
4×300+1×150*	20.5 14.5	78.9	75.7	16560	15769	0.0601 0.124	
4×400+1×185	25.7 17.6	94.6	90.2	22468	20684	0.0470 0.0991	
4×400+1×185*	23.5 16.0	89.1	84.6	21654	19967	0.0470 0.0991	

*表示导体为紧压圆形线芯。 *Compact cicular stranded conductor.

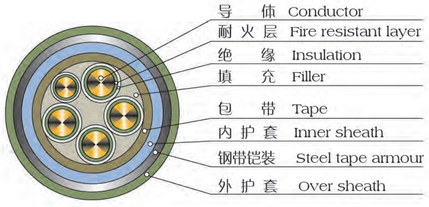

电缆载流量 Current Carrying Capacity of Cable

在空气中敷设 In air

导体 Conductor	导体标称截面 Nom.Cross-section of conductor mm²	非铠装电缆 Unarmored cable					铠装电缆 Armored cable				
		单芯 Singe-core		二芯 2-core	三芯 3-core / 四芯 4-core	五芯 5-core	单芯 Singe-core		二芯 2-core	三芯 3-core / 四芯 4-core	五芯 5-core
铜导体 Copper conductor	1.5	20	23	17	15	16	-	-	-	-	-
	2.5	26	29	23	19	20	-	-	-	-	-
	4	34	38	32	26	27	-	-	33	27	28
	6	43	49	38	32	42	-	-	39	33	34
	10	59	67	53	46	47	59	67	54	47	48
	16	77	88	71	60	61	77	88	73	61	62
	25	98	111	90	77	79	98	111	92	79	79
	35	124	140	110	95	97	124	140	113	97	97
	50	148	168	135	115	117	148	168	137	117	7119
	70	188	214	165	145	148	188	214	169	148	151
	95	23	260	211	185	189	230	260	215	189	192
	120	267	303	245	211	215	267	303	251	214	218
	150	307	349	280	245	251	307	349	285	250	252
	185	353	400	320	280	285	353	400	326	284	287
	240	418	475	-	335	342	418	475	-	341	346
	300	480	545	-	375	383	480	545	-	382	387
	400	567	642	-	-	-	567	642	-	-	-
	500	656	745	-	-	-	656	745	-	-	-
	630	755	856	-	-	-	755	856	-	-	-
	800	871	987	-	-	-	871	987	-	-	-

QUNXING WIRE AND CABLE
QUNXING WIRE AND CABLE

在土壤中敷设　Direct in the ground

导体 Conductor	导体标称截面 Nom.Cross-section of conductor mm²	非铠装电缆 Unarmored cable					铠装电缆 Armored cable				
		单芯 Singe-core		二芯 2-core	三芯 3-core / 四芯 4-core	五芯 5-core	单芯 Singe-core		二芯 2-core	三芯 3-core / 四芯 4-core	五芯 5-core
铜导体 Copper conductor	1.5	24	27	26	22	22	-	-	-	-	-
	2.5	31	35	34	29	30	-	-	-	-	-
	4	40	46	44	38	39	-	-	44	38	39
	6	50	57	56	47	48	-	-	56	47	48
	10	68	77	76	65	66	68	77	76	65	66
	16	86	98	100	84	86	86	98	100	84	86
	25	111	126	125	110	112	111	126	125	110	112
	35	131	149	155	130	133	131	149	155	130	133
	50	160	181	185	155	158	160	181	185	155	158
	70	197	223	230	195	199	197	223	230	195	199
	95	234	265	275	230	235	234	265	275	230	235
	120	267	302	310	260	265	267	302	310	260	265
	150	299	339	350	300	306	299	339	350	300	306
	185	340	386	395	335	341	340	386	395	335	341
	240	394	446	-	390	398	394	446	-	390	398
	300	447	507	-	435	444	447	507	-	435	444
	400	513	581	-	-	-	513	581	-	-	-
	500	582	660	-	-	-	582	660	-	-	-
	630	664	753	-	-	-	664	753	-	-	-
	800	746	846	-	-	-	746	846	-	-	-

QUNXING WIRE AND CABLE
QUNXING WIRE AND CABLE

电缆载流量 Current Carrying Capacity of Cable

在空气中敷设　In air

导体 Conductor	导体标称截面 Nom.Cross-section of conductor mm²	非铠装电缆 Unarmored cable					铠装电缆 Armored cable			
		单芯 Singe-core	二芯 2-core	三芯 3-core	3+1芯 3+1-core	四芯 4-core	二芯 2-core	三芯 3-core	3+1芯 3+1-core	四芯 4-core
铜导体 Copper conductor	1.5	20	19	23	19	26	-	-	-	-
	2.5	26	26	30	26	35	26	30	26	35
	4	39	37	44	35	44	37	44	35	44
	6	48	46	52	44	52	46	52	44	52
	10	65	61	70	57	70	61	70	57	70
	16	87	80	87	74	87	80	87	74	87
	25	122	111	113	100	113	111	113	100	113
	35	152	139	135	126	135	139	135	126	135
	50	183	165	161	152	161	165	161	152	161
	70	235	218	196	191	196	218	196	191	196
	95	296	261	235	235	235	261	235	235	235
	120	348	305	265	274	265	305	265	274	265
	150	400	348	300	313	300	348	300	313	300
	185	461	400	339	365	339	400	339	365	339
	240	544	479	396	435	396	479	396	435	396
	300	596	522	452	522	457	522	452	522	457

QUNXING WIRE AND CABLE
QUNXING WIRE AND CABLE

在土壤中敷设　Direct in the ground

导体 Conductor	导体标称截面 Nom.Cross-section of conductor mm²	非铠装电缆 Unarmored cable					铠装电缆 Armored cable			
		单芯 Singe-core	二芯 2-core	三芯 3-core	3+1芯 3+1-core	四芯 4-core	二芯 2-core	三芯 3-core	3+1芯 3+1-core	四芯 4-core
铜导体 Copper conductor	1.5	33	30	22	27	22	-	-	-	-
	2.5	45	40	30	35	30	40	30	35	30
	4	60	55	40	50	40	55	40	50	40
	6	70	65	50	60	50	65	50	60	50
	10	95	90	65	80	65	90	65	80	65
	16	125	110	85	100	85	110	85	100	85
	25	160	140	115	130	115	140	115	130	115
	35	190	180	145	155	145	180	145	155	145
	50	225	210	175	185	175	210	175	185	175
	70	280	250	220	225	220	250	220	225	220
	95	335	285	270	270	270	285	270	270	270
	120	380	330	315	305	315	330	315	305	315
	150	425	375	360	345	360	375	360	345	360
	185	480	420	420	390	420	420	420	390	420
	240	555	500	500	455	500	500	500	455	500
	300	615	580	550	520	585	580	550	520	585

QUNXING WIRE AND CABLE
QUNXING WIRE AND CABLE

电缆敷设运行条件
Installation and Operation Condition of cable

在空气中敷设　In air

1.单芯电缆平行敷设时中心距离：185mm²及以下为电缆直径的2倍；240mm²及以上为90mm。
周围环境空气温度：40℃。
2.导电线芯最高允许温度：
3.聚氯乙烯绝缘为70℃；交联聚乙烯绝缘为90℃。

1.The single-core cables are parallel the distance between the cable center is 2 times of the cable diameter tor cross-section of conductor≤185mm² and 90mm for cross-section of conductor≥240mm².
2.Ambient air temperature：40℃.
3.Max. temperature of conductor:
PVC insulation:70℃；XLPE insulation: 90℃.

不同环境温度下载流量的修正系数：
Current rating factors for variation in ambient air temperature:

环境温度 Ambient air temperature	20℃	25℃	30℃	35℃	40℃	45℃
修正系数 Rating factor	1.29	1.22	1.15	1.08	1.0	0.91

直埋敷设　Dirent in the ground

1.单芯电缆不接触敷设时中心距离为电缆直径的2倍。
土壤温度：25℃。
2.导电线芯最高允许温度：
3.聚氯乙烯绝缘为70℃；交联聚乙烯绝缘为90℃。
4.土壤热阻系数：1.0℃.m/W。
5.直埋深度：0.7m。

1.The single-core cable are installed Separately， the distance between the Cable center is 2 times of the cable Diameter .
2.Soil temperature：25℃.
3.Max. temperature of conductor:
PVC insulation:70℃；XLPE insulation: 90℃.
4.Thermal resistivity of soil:1.0℃.m/W.
5.Depth o laying:0.7m.

不同土壤温度下载流量的修正系数：
Current rating factors for variation in ambient soil temperature:

土壤温度 Ambient soil temperature	20℃	25℃	30℃	35℃	40℃
修正系数 Rating factor	1.04	1.0	0.96	0.92	0.87

VIII

额定电压1kV、10kV、35kV架空绝缘电力电缆

产品简介 Introduction

该产品是在紧压的铜、铝导体外挤制内屏蔽层和耐候交联聚乙烯或耐候性黑色高密度聚乙烯或耐候型聚氯乙烯绝缘层和外屏蔽层而制得（1KV架空绝缘电缆没有内外屏蔽层），结构简单、安全可靠，同时又具有优良的机械物理性能和电气性能，耐电痕、耐沿面放电、耐大气性能优良，与裸电线相比，敷设间隙小，节约线路走廊，线路电压降减小，尤其是减少供电事故发生，确保人生安全。

The products are manufactured by extruding a conductor screen layer,an insulated layer of rough-weather-adaptive XLPE or rough-weather-adaptive black HD-PE or PVC,and an insulation screen layer over the compacted copper/aluminium conductor (no conductor screen layer and insulation screen layer for cables of rated voltage 1KV), with the advantage of simple construction, and excellent mec-hanical, physical and electrical property as well as fine performance of anti-creeping-discharge, rough-weather-adaptive and creepage-proof,Compared with bare conductor,the products can be laid more closely to save the line gallery, and have less voltage-drop. Above all,the products installed reduce power accidents to insure lives safety.

产品标准 Standard

本产品按GB12527-2008、GB14049-2008进行生产。

The products shall comply with the standards GB12527-2008 and GB14049-2008.

适用范围 Applications

本产品适用于高层建筑群、旅游开发区及树木多地区的1KV、10KV、35KV架空输配电线路。

The products fit for transmitting line and distributing line of rated volage 1KV,10KV and 35KV in tall buildings,traveling development area and wooded tract.

使用特性 Operating characteristics

1、电缆额定电压Uo/U分为三种：a.0.6/1KV b.10KV c.35KV。
The rated voltage of cable has three classes:a.0.6/1KV b.10KV c.35KV.

2、电缆导体的长期允许工作温度：
Continuous permissiblev operating temperature：

聚氯乙烯绝缘为70℃；	PVC Insulation 70℃；
聚乙烯绝缘为70℃；	PE Insulation 70℃；
高密度聚乙烯为75℃；	HDPE Insulation 75℃；
交联聚乙烯绝缘为90℃	XLPE Insulation 90℃

3、短路时（最长持续时间不超过5秒），电缆的最高温度：
Max.Temperature of cable under short-circuit(5sec.Max.Duration)

聚氯乙烯绝缘为160℃；	PVC Insulation 160℃；
聚乙烯绝缘为130℃；	PE Insulation 70℃；
高密度聚乙烯为150℃；	HDPE Insulation 150℃；
交联聚乙烯绝缘为250℃	XLPE Insulation 250℃

4、电缆的敷设温度应不低于-20℃。
Laying tempersture of cable not less than-20℃.

5、电缆使用的环境温度为-40~+40℃。
Operating ambient temperature of cabless:-40~+40℃.

QUNXING WIRE AND CABLE

6、电缆的允许弯曲半径：

额定电压0.6/1kV及以下电缆：
电缆外径D＜25mm者，弯曲半径不小于4D；
电缆外径D≥25mm者，弯曲半径不小于6D；
额定电压10kV、35kV电缆；
单芯电缆，弯曲半径不小于20（D+d）
多芯电缆，弯曲半径不小于15（D+d）
式中：D-电缆的实际外径，mm；
d-电缆导体的实际外径,mm。

Permissible bending radius of cable:
cable for rated voltage up to and including 0.6/1kV;
bending radius not less than 4D for cable diameter＜25mm;
bending radius not less than 6D for cable diameter≥25mm;
cable for rated voltage 10kV and 35kV;
single-core cable bending radius not less than 20（D+d）
multi-core cable bending radius not less than 15（D+d）
Note: D-Over all Diameter of cable
d-Over all Diameter of conductor

电缆的型号 Type of cable

额定电压 Rated Voltage kV	型号 Type	名称 Name	主要用途 Main Usage
1	JKV	额定电压0.6/1kV铜芯聚氯乙烯绝缘架空电缆 Copper conductor, PVC insulated, aerial cable for rated voltage 0.6/1kV	架空固定敷设引户线等 The cables fit for overhead fixed-installation, service line and so on.
	JKLV	额定电压0.6/1kV铝芯聚氯乙烯绝缘架空电缆 Aluminium conductor, PVC insulated, aerial cable for rated voltage 0.6/1kV	
	JKY	额定电压0.6/1kV铜芯聚乙烯绝缘架空电缆 Copper conductor, PE insulated, aerial cable for rated voltage 0.6/1kV	
	JKLY	额定电压0.6/1kV铝芯聚氯乙烯绝缘架空电缆 Aluminium conductor, PE insulated, aerial cable for rated voltage 0.6/1kV	
	JKLJ	额定电压0.6/1kV铜芯交联聚乙烯绝缘架空电缆 Copper conductor, XLPE insulated, aerial cable for rated voltage 0.6/1kV	
	JKLYJ	额定电压0.6/1kV铝芯交联聚氯乙烯绝缘架空电缆 Aluminium conductor, XLPE insulated, aerial cable for rated voltage 0.6/1kV	
10	JKLYJ/Q	铝芯轻型交联聚乙烯薄绝缘架空电缆 Aluminium conductor, XLPE thin-insulated, light aerial cable	架空固定敷设电缆架设时，应考虑电缆和树市保持一定距离，电缆运行时允许电缆和树市短时接触。 When the overhead fixed laid cables are laid, a certain distance between cables and trees shouid be taken into account,It is permissible that the cables continually touch the trees when the cables are operating.
	JKLY/Q	铝芯轻型聚乙烯薄绝缘架空电缆 Aluminium conductor, PE thin-insulated, light aerial cable	
	JKLGYJ/Q	带钢芯承载的铝芯轻型交联聚乙烯等绝缘架空电缆 Aluminium and steel reinforced conductor, XLPE thin-insulated, light aerial cable	
10 35	JKYJ	铜芯交联聚乙烯绝缘架空电缆 Copper conductor, XLPE insulated, aerial cable	架空固定敷设电缆架设时，应考虑电缆和树市保持一定距离，电缆运行时允许电缆和树市频繁接触。 When the overhead fixed laid cables are laid, a certain distance between cables and trees shouid be taken into account,It is permissible that the cables quickly touch the trees when the cables are operating.
	JKLYJ	铝芯交联聚乙烯绝缘架空电缆 Aluminium conductor, XLPE insulated, aerial cable	
	JKY	铜芯聚乙烯绝缘架空电缆 Copper conductor, PE insulated, aerial cable	
	JKLY	铝芯聚乙烯绝缘架空电缆 Aluminium conductor, PE insulated, aerial cable	
	JKLYJ/B	铝芯市色交联聚乙烯绝缘架空电缆 Aluminium conductor, natural-color XLPE insulated, aerial cable	
	JKLGYJ	带钢芯承载的铝芯交联聚乙烯绝缘架空电缆 Aluminium and steel reinforced conductor, XLPE thinly insulated, aerial cable	

额定电压 Rated Voltage kV	芯数 Number of Conductor	标称截面 Nominal Section mm²
10、35	1,3	10-300
0.6/1	1,2,3,4	10-240

结构尺寸及主要技术参数
Construction and main technical data

1kV单芯交联聚乙烯绝缘架空电缆
1kV single-core XLPE insulated aerial cable

导体标称截面 Nom.cross-sectional area of conductor	绝缘标称厚度 Nomind Insulation thickness	电缆最大外径 Max.Diameter of cable	电缆计算重量 Cable calculated Weight		20℃导体最大直流电阻 Max.D.C.Resistance of conductor		电缆最小拉断力 Min.Tensile force of cable		电缆载流量 Current carrying 在空气中 in air	
			Cu	Al	Cu	Al	Cu	Al	Cu	Al
mm²	mm	mm	kg/km	kg/km	Ω/km	Ω/km	N	N	A	A
10	1.0	6.5	103	42	1.906	3.08	3471	1650	63	50
16	1.2	8.0	178	80	1.198	1.91	5486	2512	84	67
25	1.2	9.4	266	112	0.749	1.20	8465	3762	107	88
35	1.4	11.0	9366	150	0.540	0.868	11731	5177	134	108
50	1.4	12.3	510	200	0.399	0.641	16502	7011	172	136
70	1.4	14.1	697	264	0.276	0.443	23461	10354	207	168
95	1.6	16.5	945	358	0.199	0.320	31759	13727	257	208
120	1.6	18.1	1175	435	0.158	0.253	39911	17339	295	240
150	1.8	20.5	1470	512	0.128	0.206	49505	21033	360	276
185	2.0	22.5	1813	590	0.1021	0.164	61846	26732	412	320
240	2.0	25.6	2343	668	0.0777	0.125	79823	34679	496	384

1kV两芯交联聚乙烯绝缘架空电缆
1kV two-core XLPE insulated aerial cable

导体标称截面 Nom.cross-sectional area of conductor	绝缘标称厚度 Nomind Insulation thickness	电缆最大外径 Max.Diameter of cable	电缆计算重量 Cable calculated Weight		20℃导体最大直流电阻 Max.D.C.Resistance of conductor		电缆最小拉断力 Min.Tensile force of cable		电缆载流量 Current carrying 在空气中 in air	
			Cu	Al	Cu	Al	Cu	Al	Cu	Al
mm²	mm	mm	kg/km	kg/km	Ω/km	Ω/km	N	N	A	A
10	1.0	13.0	232	108	1.906	3.08	6594	3135	53	40
16	1.2	16.0	357	159	1.198	1.91	10423	4782	72	56
25	1.2	18.8	534	223	0.749	1.20	16083	7147	96	73
35	1.4	22.0	734	299	0.540	0.868	22288	9836	112	88
50	1.4	24.6	1021	400	0.399	0.641	31353	13320	144	112
70	1.4	28.2	1396	528	0.276	0.443	44575	19672	176	136
95	1.6	33.0	1894	715	0.199	0.320	60342	26081	216	168
120	1.6	36.2	2360	870	0.158	0.253	75830	32944	252	196

QUNXING WIRE AND CABLE

1kV三芯交联聚乙烯绝缘架空电缆
1kV three-core XLPE insulated aerial cable

导体标称截面 Nom.cross-sectional area of conductor	绝缘标称厚度 Normind Insulation thickness	电缆最大外径 Max.Diameter of cable	电缆计算重量 Cable calculated Weight		20℃导体最大直流电阻 Max.D.C.Resistance of conductor		电缆最小拉断力 Min.Tensile force of cable		电缆载流量 Current carrying 在空气中 in air	
			Cu	Al	Cu	Al	Cu	Al	Cu	Al
mm²	mm	mm	kg/km	kg/km	Ω/km	Ω/km	N	N	A	A
10	1.0	14.0	348	162	1.906	3.08	9397	4702	50	38
16	1.2	17.2	534	240	1.198	1.91	15583	7173	67	54
25	1.2	20.2	798	336	0.749	1.20	24125	10721	86	70
35	1.4	23.7	1098	450	0.540	0.868	33433	14754	107	86
50	1.4	26.5	1530	600	0.399	0.641	45748	19981	138	109
70	1.4	30.4	2091	792	0.276	0.443	66863	29508	166	134
95	1.6	35.5	2835	1074	0.199	0.320	90513	39121	206	166
120	1.6	39.0	3525	1305	0.158	0.253	113746	49416	236	192

1kV四芯交联聚乙烯绝缘架空电缆
1kV four-core XLPE insulated aerial cable

导体标称截面 Nom.cross-sectional area of conductor	绝缘标称厚度 Normind Insulation thickness	电缆最大外径 Max.Diameter of cable	电缆计算重量 Cable calculated Weight		20℃导体最大直流电阻 Max.D.C.Resistance of conductor		电缆最小拉断力 Min.Tensile force of cable		电缆载流量 Current carrying 在空气中 in air	
			Cu	Al	Cu	Al	Cu	Al	Cu	Al
mm²	mm	mm	kg/km	kg/km	Ω/km	Ω/km	N	N	A	A
10	1.0	15.7	464	216	1.906	3.08	13189	6270	42	32
16	1.2	19.3	712	320	1.198	1.91	17426	9564	59	47
25	1.2	22.7	1064	448	0.749	1.20	32167	14295	75	62
35	1.4	26.6	1464	600	0.540	0.868	44577	19672	94	77
50	1.4	29.7	2040	800	0.399	0.641	62707	26641	121	95
70	1.4	34.0	2788	1056	0.276	0.443	89151	39345	207	118
95	1.6	39.8	3780	1432	0.199	0.320	120684	52151	180	146
120	1.6	43.7	4700	1740	0.158	0.253	151661	65888	207	168

10kV单芯交联聚乙烯绝缘（普通绝缘）架空电缆
10kV single-core XLPE insulated（common-insulated） aerial cable

导体标称截面 Nom.cross-sectional area of conductor	绝缘标称厚度 Normind Insulation thickness	电缆最大外径 Max.Diameter of cable	电缆计算重量 Cable calculated Weight		20℃导体最大直流电阻 Max.D.C.Resistance of conductor		电缆最小拉断力 Min.Tensile force of cable		电缆载流量 Current carrying 在空气中 in air	
			Cu	Al	Cu	Al	Cu	Al	Cu	Al
mm²	mm	mm	kg/km	kg/km	Ω/km	Ω/km	N	N	A	A
10	3.4	11.6	70	45	1.830	3.08	3471	1650	72	56
16	3.4	12.6	180	100	1.150	1.91	5486	2517	112	87
25	3.4	15.8	300	160	0.749	1.20	8465	3762	152	118
35	3.4	16.8	450	230	0.540	0.868	11731	5177	192	149
50	3.4	18.1	600	300	0.399	0.641	16502	7011	232	180
70	3.4	19.8	800	370	0.276	0.443	23461	10354	291	226
95	3.4	21.6	1010	460	0.199	0.320	31759	13727	357	276
120	3.4	23.0	1290	550	0.158	0.253	39911	17339	413	320
150	3.4	24.0	1580	650	0.128	0.206	49505	21033	473	366
185	3.4	26.2	1920	770	0.1021	0.164	61846	26732	545	423
240	3.4	28.4	2440	950	0.0777	0.125	79823	34679	647	503
300	3.4	30.6	2960	1130	0.0619	0.100	99788	43349	749	538

10kV三芯交联聚乙烯绝缘（普通绝缘）架空电缆
10kV three-core XLPE insulated （common-insulated）aerial cable

导体标称截面 Nom.cross-sectional area of conductor	绝缘标称厚度 Normind Insulation thickness	电缆最大外径 Max.Diameter of cable	电缆计算重量 Cable calculated Weight		20℃导体最大直流电阻 Max.D.C.Resistance of conductor		电缆最小拉断力 Min.Tensile force of cable		电缆载流量 Current carrying 在空气中 in air	
			Cu	Al	Cu	Al	Cu	Al	Cu	Al
mm²	mm	mm	kg/km	kg/km	Ω/km	Ω/km	N	N	A	A
25	3.4	31.6	600	320	0.249	1.200	24125	10721	122	95
35	3.4	33.6	900	460	0.540	0.868	33433	14754	154	119
50	3.4	36.2	1200	600	0.399	0.641	47030	19981	186	144
70	3.4	39.6	1600	740	0.276	0.443	66863	29508	233	181
95	3.4	43.2	2020	920	0.199	0.320	90513	39121	286	221
120	3.4	46.0	2580	1100	0.158	0.253	113746	49416	330	256
150	3.4	48.0	3160	1300	0.128	0.206	141089	59944	378	293
185	3.4	52.4	3840	1540	0.1021	0.164	176261	76186	436	338
240	3.4	56.8	4880	1900	0.0777	0.125	227495	98835	517	402
300	3.4	61.2	5920	2260	0.0619	0.100	284395	123544	599	466

QUNXING WIRE AND CABLE
QUNXING WIRE AND CABLE

产品标准 Standard

本产品按GB/T9330-2008《塑料绝缘控制电缆》，IEC60502《额定电压1-30kV挤包绝缘电力电缆及附件》等标准制造。

The product manufactured according to the standards of GB/T 9330-2008 "Polyvingyl chloride insulated control cable," IEC60502 "Extruded solid dielectric insulated power cables for rated voltages from 1kV up to 30kV"

适用范围 Applications

聚氯乙烯绝缘聚氯乙烯护套控制电缆适用于额定电压450/750V及以下或0.6/1kV及以下控制、信号、保护及测量系统连接线之用。

PVC insulated and sheathed control cable is suitable for the interconnection in controlling, signalling, protecting and measuring systems with rated voltages up to and including 450/750V or 0.6/1kV.

使用特性 Operating characteristics

工频额定电压Uo/U为450/750V或0.6/1kV

Rated power-frequency voltage Uo/U:450/750V or 0.6/1kV

电缆导体的允许长期最高工作温度为70℃

Max.permissible continuos operating temperature of conductor:70℃

电缆敷设环境温度不低于0℃，若环境温度低于0℃时，应对电缆进行预热。

The ambient temperature under installation should not below 0℃,If the ambient temperature is lower than 0℃,the cable should be preheated.

电缆的推荐允许弯曲半径如下：

无铠装电缆，应不低于电缆外径的6倍

铠装或铜带屏蔽电缆，应不低于电缆外径的12倍；

屏蔽软电缆，应不低于电缆外径的6倍。

The bending radius of cable are recommened as lollows:

Non-armoured cable:not less than 6 times of the cable diameter.

Armoured or copper tape screened cable :not less than 12 times of the cable diameter.

Screened flexible cable less than 6 times of the cable diameter.

电缆的型号、名称 Type and designation of cable

型号 Type	名称 Designation
KVV	铜芯聚氯乙烯绝缘聚氯乙烯护套控制电缆 Copper conductor ,PVC insulated sheathed control cable
KVVP	铜芯聚氯乙烯绝缘聚氯乙烯护套编织屏蔽控制电缆 Copper conductor ,PVC insulated and sheathed,braided copper wire screened control cable
KVVP2	铜芯聚氯乙烯绝缘聚氯乙烯护套铜带屏蔽控制电缆 Copper conductor ,PVC insulated and sheathed,copper tape screened control cable
KVV22	铜芯聚氯乙烯绝缘聚氯乙烯护套钢带铠装控制电缆 Copper conductor ,PVC insulated and sheathed,steel tape armoured control cable
KVV32	铜芯聚氯乙烯绝缘聚氯乙烯护套细钢丝铠装控制电缆 Copper conductor ,PVC insulated and sheathed,steel wire armoured control cable
KVVR	铜芯聚氯乙烯绝缘聚氯乙烯护套控制软电缆 Copper conductor ,PVC insulated and sheathed,flexible control cable
KVVRP	铜芯聚氯乙烯绝缘聚氯乙烯护套编织屏蔽控制软电缆 Copper conductor ,PVC insulated and sheathed,braided copper wire screened, steel tape armoured control cable
KVVP-22	铜芯聚氯乙烯绝缘聚氯乙烯护套铜丝编织屏蔽屏蔽钢带铠装控制电缆 Copper conductor ,PVC insulated and sheathed,braided copper wire screened, steel wire armoured control cable
KVVP2-22	铜芯聚氯乙烯绝缘聚氯乙烯护套铜带屏蔽钢带铠装控制电缆 Copper conductor ,PVC insulated and sheathed,braided copper wire screened, copper tape screened steel tape armoured control cable

生产范围 Production Range of cable

型号 Type	额定电压 Rated voltage	导体标称截面 Nom.cross-section of conductor							
		0.5	0.75	1.0	1.5	2.5	4	6	10
		芯数 Number of cores							
KVV	450/750V 或or 0.6/1kV	-	2~61				2~14		2~10
KVVP		-	2~61				2~14		2~10
KVVP2		-	2~61				2~14		2~10
KVV22		-	7~61		2~61		2~14		2~10
KVV32		-	19~61		7~61		2~14		2~10
KVVR		2~61					-		
KVVRP		2~61				2~48	-		
KVVP-22		-	2~61				2~14		2~10
KVVP2-22		-	2~61				2~14		2~10

10KV单芯交联聚乙烯绝缘轻型（薄绝缘）架空电缆
10KV single-core XLPE insulated light-type（thin-insulated） aerial cable

导体标称截面 Nom.cross-sectional area of conductor	绝缘标称厚度 Normind Insulation thickness	电缆最大外径 Max.Diameter of cable	电缆计算重量 Cable calculated Weight	20℃导体最大直流电阻 Max.D.C.Resistance of conductor	电缆最小拉断力 Min.Tensile force of cable	电缆载流量 Current carrying 在空气中 in air
			Al	Al	Al	Al
mm²	mm	mm	kg/km	Ω/km Ω/km	N N	A A
25	2.5	14.0	150	1.20	3762	120
35	2.5	15.0	200	0.868	5177	151
50	2.5	16.3	250	0.641	7011	182
70	2.5	18.0	320	0.443	10354	228
95	2.5	19.8	410	0.320	13727	278
120	2.5	21.2	490	0.253	17339	396
150	2.5	22.8	600	0.206	21033	406
185	2.5	24.4	710	0.164	26732	425
240	2.5	26.6	880	0.125	34679	505
300	2.5	28.8	1050	0.100	43349	585

35KV单芯交联聚乙烯绝缘架空电缆
35KV single-core XLPE insulated aerial cable

导体标称截面 Nom.cross-sectional area of conductor	绝缘标称厚度 Normind Insulation thickness	电缆最大外径 Max.Diameter of cable	电缆计算重量 Cable calculated Weight		20℃导体最大直流电阻 Max.D.C.Resistance of conductor		电缆最小拉断力 Min.Tensile force of cable		电缆载流量 Current carrying 在空气中 in air	
			Cu	Al	Cu	Al	Cu	Al	Cu	Al
mm²	mm	mm	kg/km	kg/km	Ω/km	Ω/km	N	N	A	A
50	9.3	31.5	1368	1156	0.399	0.641	16502	7011	260	206
70	9.3	33.2	1573	1204	0.276	0.443	23461	10354	317	247
95	9.3	34.8	1864	1535	0.199	0.320	31759	13727	377	295
120	9.3	36.2	2123	1494	0.158	0.253	39911	17339	433	339
150	9.3	37.8	2413	1624	0.128	0.206	49505	21033	492	386
185	9.3	39.4	2760	1786	0.1021	0.164	61846	26732	557	437
240	9.3	41.6	3299	2035	0.0777	0.125	79823	34679	650	512
300	9.3	43.8	3849	2271	0.0619	0.100	99788	43349	740	586

QUNXING WIRE AND CABLE
QUNXING WIRE AND CABLE

JOCA 玖开集团

IX
分支电缆

产品简介 Brief introduction of the products

分支电缆是在少数几个工业先进的国家在90年代中后期电力系统研制成功的新一代中低压供电线路系统。它具有供电安全可靠、使用成本低、安装简单、环境要求低、免维护等优点，因此得到了广泛的推广与应用。

根据分支电缆的发展前景和电力事业的改革，本厂聘请了有关的高级工程师、专家，在他们的指导下，吸引国外的先进技术，总结国内的先进经验，开发研制了“群丰”牌分支电缆。

群丰牌YFD分支电缆由于结构合理、工艺先进、严格检测，产品质量处于同行业领先水平，可广泛应用于住宅、高层办公楼、隧道、宾馆、医院、商场等配电系统，也可用于主杆线有分支线要求的照明系统（公路、桥梁、隧道及机场跑道）。

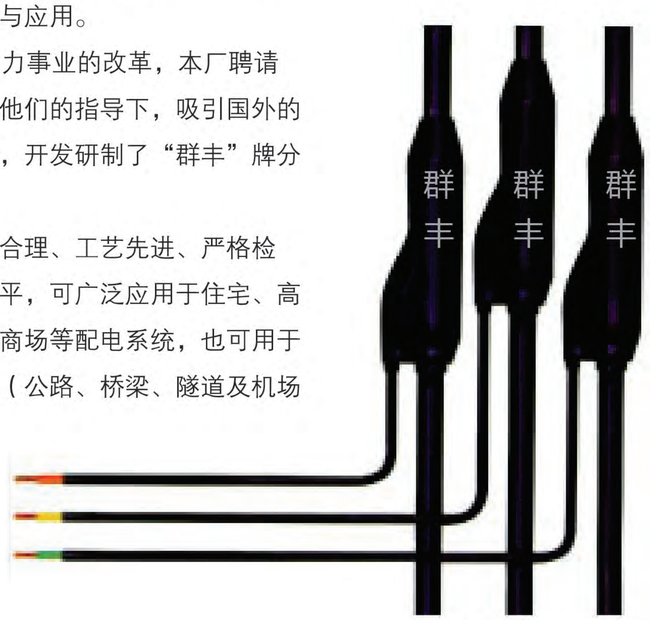

YFD系列分支电缆的主要特性

1、绝缘电阻≥200MΩ。
2、绝缘耐压≥3.5KV/5min。
3、电缆长期允许工作温度70℃交联组合的可达90℃。
4、阻燃型分支电缆，护套的自熄时间≤12S；符合GB12666.5的要求。
5、耐火型除了能在正常工作条件下供电外，也能在发生火灾情况下保持90min的正常运行；符合GB12666.6要求。
6、具有优良的耐腐蚀性，能抵抗无机盐、油、碱、酸和有机溶剂对它的腐蚀。
7、交联型分支电缆具有优良的热稳定性和抗老化性。

YFD系列分支电缆安装概貌

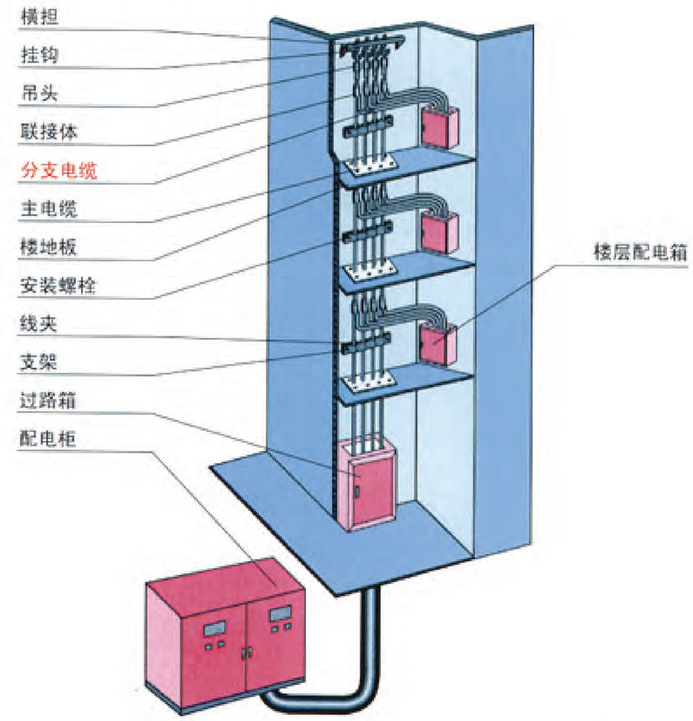

YFD系列分支电缆的优点

具有优良的供电可靠性

1、主干电缆导体无接头、连续性好、减少了故障点。
2、分支接头全部采用机械化制作，因而接头连接质量好接触电阻极小，并不受热胀冷缩的影响。
3、分支接头在短时间内完成护套，避免了接头接触处铜导体裸露在空气中产生氧化而导致接触电阻变化。

明显降低配电成本

1、与电线槽输送电相比，可降低工程造价，且技术经济指示高，综合经济效益显著。
2、可按照设计要求，在一定长度范围内进行无接点分支。

QUNXING WIRE AND CABLE
QUNXING WIRE AND CABLE

品种规格多，选用灵活，任意组合

1、主电缆从10mm²到500mm²，分支电缆从10mm²到240mm²任意组合选用。
2、电缆品种多，有VV、ZR-VV、NH-VV、YJV、ZR-JV、NH-YJV等可根据需要选用。
3、分支接头根据楼层，隧道岔口，公路路灯的需要任意设定分支位置。



安装环境要求低，施工方便

1、对土建的空间尺寸无要求，占用建筑面积小，安装简单方便，安装劳动强度小。
2、可根据负荷使用要求，定长度分支，减少中转接线箱，照明用分支导线可直接敷设，可减少支架一类物品，减少投资。
3、可采用悬挂方式敷设，经分支点导体直接接至负载配电柜（箱）
4、可以在恶劣的环境下工作，可满足阻燃、耐火的要求。
5、由于分支线弯曲半径小，减少了安装难度和材料成本，也缩小了空间尺寸。

YFD系列电缆分接系统

概述 Overview

YED系列电缆分接头是针对中高层建筑物和公路、桥梁、隧道1KV以下用的主干线电缆与各分体供电区域计量表、配电控制箱的分支线在所定的位置，按所需的长度和数量进行连接，其连接部分及其相关设施的所有处理均在工厂内加工制作完成；并经有关试验的输配电干线系统。该电缆分接系统广泛应用于中高层建筑物供电干线、小区内分体建筑供电线、广场照明供电干线、路灯供电干线、地铁动力照明供电干线、隧道内动力照明供电干线等等，特别适用于空气中含有大量可导电成分及易腐蚀等恶劣的环境下和施工条件复杂的情况下，YFD系列电缆分接系统系列产品的出现，开创低压配电施工省力化、配线低成本、性能高可靠、系统零故障、免维护新纪元。它的防水、密封、接触电阻、绝缘电阻、热稳定等性能均优于普通电缆“T”接及插接母线。

型号规格及参数
Type，Specifications and Parameters

型号表达方式说明

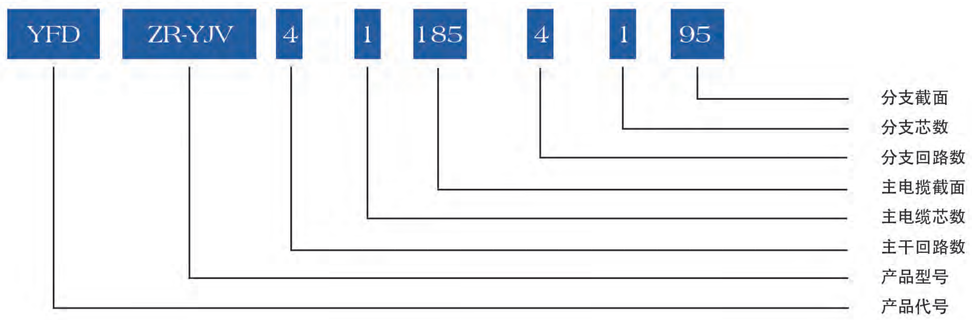

型号分类含义

1、YFD-ZR-YJV-4×（1×240）/4×（1×25），阻燃交联聚乙烯护套型，主干电缆为1×240，分支电缆1×25的电缆的分接系统。
2、YFD-YJV-4×（1×240）/4×（1×25），普通交联聚乙烯护套型，主干电缆为1×240，分支电缆1×25的电缆的分接系统。
3、YFD-NH-YJV-4×（1×240）/4×（1×25），耐火交联聚乙烯护套型，主干电缆为1×240，分支电缆1×25的电缆的分接系统。
4、YFD-VV-4×（1×240）/4×（1×25），普通聚氯乙烯绝缘护套型，主干电缆为1×240，分支电缆1×25的电缆的分接系统。
5、YFD-ZR-VV-4×（1×240）/4×（1×25），聚滤乙烯绝缘护套阻燃型，主干电缆为1×240，分支电缆1×25的电缆的分接系统。
6、YFD-NH-VV-4×（1×240）/4×（1×25），聚氯乙烯绝缘护套耐火型，主干电缆为1×240，分支电缆1×25的电缆的分接系统。

主要性能

1、防水性能：即分支器浸入水中，做工频试验及绝缘电阻试验，均能通过。
2、工频耐压：3.5KV/5min无击穿内络。
3、绝缘电阻≥200MΩ。
4、接触电阻不大于与分支器等长分支线基准电阻的1.2倍。
5、热稳定性：分支器不受连接件热胀冷缩的影响。
6、最小弯曲半径：R=2D。R为弯曲半径，D为电缆外径。
7、导体最高长期温度：交联型90℃，普通型70℃。
8、安装间距：排列安装平行电缆中心距为2倍电缆外径，拧绞型安装可相互接触，拎绞节间不小于50倍电缆外径，（多芯电缆不采用）。
9、敷设时的环境温度不低于0℃，如低于0℃时采用预热法。

设计选型说明

选型说明：

1、一般场所或设备的照明及动力输电干线系统，环境温度平均35度以下，选用“VV”型号或“ZR- VV”型。
2、对消防有要求的场所或设备的照明及动力输电干线系统，环境温度平均35度以上，选用“YJV”型或“ZR-YJV”型。
3、对消防有特别要求或消防设备的输电干线系统选用“NH-VV”型或“NH-YJV”型。

QUNXING WIRE AND CABLE

规格选型：

1、首先将每一楼层用户的电负荷算出，得出楼层总负荷，根据载流量参数查出分支截面，然后根据各楼层负荷算出总负荷算出主干线截面,（ 注：如算出总负荷大于1605A，可采用分区供电或交叉供电方案，一般情况尽量采用分区供电方案，将电缆截面减少，可降低一次投资 ）。

2、设计举例：

例:一幢24层大楼，每层12户，每户用电量4KW。则每层用电量为12户×4KW/户=48kw,功率因数为0.8，实际用电量为48×0.8=38.4KW，设同步系数0.9，则同时用电量38.4×0.9=34.5kw，那么计算出电流为90A，另加安全系数30%，即90×1.3=118A；如选用“YJV”列安装，分支线根据表中查出为16mm²，如8层为一个回路，那么8层总电流为944A；如电缆选用“YJV”型排列安装，主干线根据表查出500mm²，那么该大楼输电干线为1~8层、9~17层、18~24层各一个回路为YFD-YJV-4×（1×500）/4×（1×16）。

运行条件

“VV”型电力电缆运行条件：

1、电缆芯允许长期最高工作温度为70℃；
2、敷设时环境温度不低于0℃；
3、弯曲半径不小于电缆外径的20倍。

“YJV”型电力电缆运行条件：

1、电缆芯允许长期最高工作温度为90℃；
2、敷设时环境温度不低于0℃；
3、弯曲半径不小于电缆外径的20倍。

YFD系列电缆分接系统的安装

排列安装竖内预留孔的尺寸（见下图）：

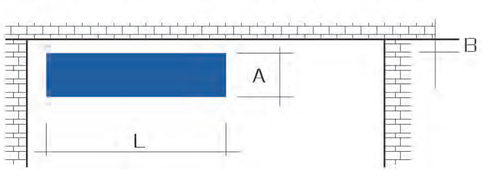

B=50
A=2XD
X代表排列安装排数，
D为电缆外径，
L=2YD+100，
Y为排列电缆根数

安装前的准备工作：

1、将竖井道内的垃圾清理干净；
2、将卷扬机放在需要安电缆的顶层并固定好；
3、将电缆可靠的放在放线架上；
4、将每分支联接器两侧的安装支架固定牢靠；
5、将顶端的横担及横担支架安装在与安装电缆同一面的墙面上。

安装：

1、吊装：当采用吊装方式时，首先将卷扬机安装好，然后用卷扬机的钢丝绳拴住主电缆顶端的吊头，开始吊装,吊装时每层必须站一人，以防分支护套受预留孔阻碍而损伤。吊到顶后将吊头穿到挂钩的槽中，用螺栓穿过挂钩及吊头上的安装孔即可，用挂钩的螺母调节分支点的高度到合适的位置。
2、放装：采用放装方式时，首先在订货时要向制造厂提出，电缆在出场卷绕时逆向卷绕。先将整盘（卷）电缆全部吊到顶层，整盘电缆必须有制动装置，然后每层站一人缓缓地将电缆放下，放到位置后将吊头挂在挂钩上，调整分支点的位置。
3、无论采用吊装还是放装方式，在全部吊好后8小时内必须将主电缆固定在安装支架上。然后方可解开分支电缆，分支电缆如需弯曲，在弯曲两边需有安装支架固定。
4、电缆弯曲的最小弯曲半径为R=20D,D为电缆外径。
5、当环境温度低于0℃时，不得敷设电缆，如需，可将电缆经预热后方可敷设。

安装注意事项：

1、安装完成通电之前，必须用1000V兆欧，测出吊头与电缆芯之间的绝缘电阻，如绝缘电阻小于100MΩ，要通知生产厂家进行检查。
2、检查端头的相位标记与分支部相位标记是否对应，检查无误方可通电。
3、直埋安装，直埋深度不大于0.5mm。

服务 Services

1、售前服务，在业务取得共识签协议之前，公司可派技术人员前往协助甲方做有关技术方案及安装方案等。
2、售后服务，业务成交到货后，公司派技术人员前往工地指导安装，本省24小时内，外省48小时内到达。

订货须知 Orders must know

为了能根据客户需求，提供合格的YFD系列电缆分接系统系列产品，让客户满意，请提供如下资料：

1、系统图、楼层高剖面图、主电缆和各分支的长度型号、分支连接的布置；
2、楼层配电箱距楼地板高度及进线方式；
3、安装配件型号、规格及数量；
4、安装方式，放装或吊装（从地面上拉或楼顶上拉）；
5、上端支承：用或不用电缆夹紧装置或悬吊绝缘装置；
6、其他需要说明的项目。

QUNXING WIRE AND CABLE
QUNXING WIRE AND CABLE

X

额定电压6~35kV及以下 交联聚乙烯绝缘电力电缆

交联聚乙烯绝缘电力电缆

交联聚乙烯绝缘电力电缆是采用化学方法或物理方法，使聚乙烯分子由线形分子结构转变为三维网状结构，由热塑性的聚乙烯变成热固性的交联聚乙烯，从而提高了聚乙烯的耐老化性能、机械性能和耐环境能力，并保持了优良的电气性能。

交联聚乙烯绝缘电力电缆导体的允许长期最高工作温度为90℃，较低绝缘电缆、聚氯乙烯绝缘电力电缆和聚乙烯绝缘电力电缆高，且具有重量轻、结构简单、使用方便、耐化学腐蚀和敷设不受落差限制等优点。

近年来，公司先后按IEC标准为全国城网改造、上海虹桥国际机场、北仑电厂、上海地铁2号线、西电二公司、济南军区“031”工程、宁波东方集团等重点工程提供该系列产品，质量优良，获得用户的一致好评。

CROSS-LINKED POLYETHYLENE(EXLPE)INSULATED POWER CABLE

For XLPE insulated power cable,either chemical method or physical method is employed to transform the molecular structure of PE from chain into three-dimensional network, i.e. Thermo-plastic PE is transformed into thermosetting XLPE.After cross-linking,the thermal and mechanical properties of PE have been greatly improved while its excellent electrical property are still retained.

The maximun permissible operating temperature of the conductor of a XLPE insulated power cable is 90 ℃ which is higher than that of paper , PVC or PE insulated power cable . The cable has the advantage of simplicity in construction , lightness in weight,convenience in application besides its excellent electrical , thermal , mechanical and anti-chemical corrosion properties.It can also be laid with no limitation of level difference along the route.

According to the standards of IEC , in the last few years , Jiangsu New Far East Cable Co . , Ltd . has supplied XLPE cablesto the Chinese urbon Power network reconstruction project,Shanghai Hongqiao International Airport , Beilun Power Plant , No . 2 line of Shanghai Subway ,Second Comp-any of Northwest Power Corp , Jinan Military Command 031 project , Ningbo Oriental Group , etc . The products were given highly evaluation from customers.

产品标准 Standard

本产品按GB/T12706《额定电压1kV（Um=1.2kV）到35kV（Um=40.5kV）挤包绝缘电力电缆及附件》标准生产，同时还可根据用户需要按国际电工委员会推荐标准1EC、英国标准、德国标准及美国标准生产。

The product is manufactured according to the standard of GB/T12706 or IEC,BS,DIN and ASTM upon requesr.

适用范围 Applications

本产品适用于工频额定电压3.6/6kV~26/35kV输配电线路作配送电能之用。

The product is suitable for use in power transmission and distribution lines with rated power frequency voltage 3.6/6kV~26/35kV.

适用特性 Operating characteristics

工频额定电压Uo、U为3.6/6kV~26/35kV
Rated power-frequency voltage Uo/U:3.6/6kV~26/35kV

电缆导体的允许长期最高工作温度为90℃
Max. permissible continuous operating temperature of conductor:90℃

短路时（最长持续时间不超过5s）电缆导体的最高温度不超过250℃
Max. short-ciruit temperature of conductor shall not exceed 250℃(5s Max. Duration)

敷设电缆时环境温度应不低于0℃
The ambient temperature under installation shall not below 0℃

电缆弯曲半径：三芯电缆不小于电缆外径15倍；单芯电缆不小于电缆外径20倍
The binding redius of single-core cable shall not less than 20 times of the cable diameter;
The binding redius of three-core cable shall not less than 15 times of the cable diameter;

适用特性 Voltage designation

电缆的额定电压应适用于电缆使用系统的运行状况。用Uo/U(Um)kV表示
Uo-电缆设计用的导体与屏蔽或金属套之间的额定工频电压；
U-电缆设计用的导体之间的额定工频电压；
Um-设备可承受的“最高系统电压”的最大值。
The rated voltage of the cable for a given application shall be suitable for the operating conditions in the system in which the cable is used,and is ecpressed in the form of Uo/U(Um)kV.
Where:
Uo-The rated power-frequency voltage between conductor and screen or metallic-sheath,for which the cable designed;
U-The rated power-frequency voltage between conductors,for which the cable designed;
Um-The maximum value of the “highest system voltage” for which the equipment may be operated.

三相系统用电缆的Uo值推荐如下表：
Rated voltaged of cable applied in three phrase system are given in table:

U kV	Um kV	Uo*kV	
		A和B类系统 System categories A and B	C类系统 System categories C
6	7.2	3.6	6
10	12	6	8.7
15	17.5	8.7	12
20	24	12	18
35	42	21	26

注：A类系统-该类系统任何一相导体与地或接地导体接触时，都在1min内与系统分离；
B类系统-该类系统仅包括单相接地故障短时运行的条件，接地故障时间应不超过1h，但在任何情况下，最长不超过8h，每年接地故障总持续时间不超过125h；
C类系统- 不属于A类、B类的系统。

System category A-This catagory comprised those system in which any phase conductor that comes in contact with earth or an earth conductor，is disconnected from the system with in 1min；
System category B-This catagory comprised those system which,under fault conditions,are operated for a short time with one phase earthed.Thisperiod should not exceed 1h.For a longer period,not exceeding 8h on any occasion,can be tolearted. The total duration of earth faults in any year should not exceed 125h ;
System category C-This catagory comprised all systems which do not fall into categories A and B.

电缆的型号 Type of cable

型 号 Type	名 称 Name	适用范围 Application
YJV	铜芯交联聚乙烯绝缘聚氯乙烯护套电力电缆 Copper conductor XLPE insulated PVC sheathed power cable	室内、隧道及电缆沟等不需承受机械外力的场所。单芯电缆不允许敷设在磁性管道中。 For laying in doors、in tunnels and direct in ground,not required to bear external mechanical forces .Single core cable in magnetic duct is not permissible.
YJLV	铝芯交联聚乙烯绝缘聚氯乙烯护套电力电缆 Aluminium conductor XLPE insulated PVC sheathed power cable	
YJY	铜芯交联聚乙烯绝缘聚乙烯护套电力电缆 Copper conductor XLPE insulated PE sheathed power cable	
YJLY	铝芯交联聚乙烯绝缘聚乙烯护套电力电缆 Aluminium conductor XLPE insulated PE sheathed power cable	
YJV22	铜芯交联聚乙烯绝缘钢带铠装聚氯乙烯护套电力电缆 Copper conductor XLPE insulated steel tape armoured PVC sheathed power cable	室内、隧道、及电缆沟等需承受一定径向机械外力的场所。 For laying in doors、in tunnels and direct in ground, required to bear external certain longitudinal mechanical forces
YJLV22	铝芯交联聚乙烯绝缘钢带铠装聚氯乙烯护套电力电缆 Aluminium conductor XLPE insulated steel tape armoured PVC sheathed power cable	
YJY23	铜芯交联聚乙烯绝缘钢带铠装聚乙烯护套电力电缆 Copper conductor XLPE insulated steel tape armoured PE sheathed power cable	
YJLY23	铝芯交联聚乙烯绝缘钢带铠装聚乙烯护套电力电缆 Aluminium conductor XLPE insulated steel tape armoured PE sheathed power cable	
YJV32	铜芯交联聚乙烯绝缘细钢丝铠装聚氯乙烯护套电力电缆 Copper conductor XLPE insulated fine steel wire armoured PVC sheathed power cable	室内、隧道、及电缆沟等需承受一定拉力的场所。 For laying in doors、in tunnels and direct in ground and wells, required to bear external mechanical forces and determinate pulling force.
YJLV32	铝芯交联聚乙烯绝缘细钢丝铠装聚氯乙烯护套电力电缆 Aluminium conductor XLPE insulated fine steel wire armoured PVC sheathed power cable	
YJV33	铜芯交联聚乙烯绝缘细钢丝铠装聚乙烯护套电力电缆 Copper conductor XLPE insulated fine steel wire armoured PE sheathed power cable	
YJLV33	铝芯交联聚乙烯绝缘细钢丝铠装聚乙烯护套电力电缆 Aluminium conductor XLPE insulated fine steel wire armoured PE sheathed power cable	

QUNXING WIRE AND CABLE

生产范围 Production Range of cable

型 号 Type	芯数 Cores	额定电压 Rated Voltage kV						
		3.6/6	6/6 6/10	8.7/10 8.7/15	12/20	18/20 18/30	21/35	26/35
		标称截面 Nominal cross-section mm^2						
YJV YJLV YJY YJLY	1	25-630	25-630	25-630	35-630	50-630	50-630	50-630
	3	25-630	25-630	25-630	35-630	50-630	50-630	50-400
YJV22 YJLV22 YJY23 YJLY23	1	25-630	25-630	25-630	35-630	50-630	50-630	50-630
	3	25-630	25-630	25-630	35-630	50-630	50-630	50-400
YJV32 YJLV32 YJV33 YJLV33	1	25-630	25-630	25-630	35-630	50-630	50-630	50-630
	3	25-630	25-630	25-630	35-630	50-630	50-630	50-400

注：单芯铠装电缆适用于直流系统，若用于交流系统，应采用非磁性材料的铠装层或采用隔磁措施。
The armoured single-core cables are used for D.C System only .As for A.C. system, the magnetic isolation should be applied on the casle or non-magnetical materials should be used.

QUNXING WIRE AND CABLE
QUNXING WIRE AND CABLE

JOCA 玖开集团

电缆结构图 Structural drawing of cable

3.6/6KV~26/35kV单芯交联聚乙烯绝缘电力电缆
Single core XLPE insulation power cable for rated voltage from 3.6/6kV to 26/35kV

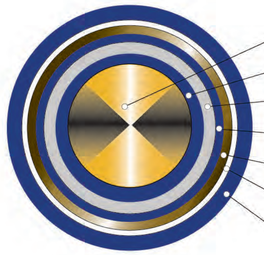

导　体 Conductor
导体屏蔽 Conductor screen
绝　缘 Insulation
绝缘屏蔽 Insulation screen
铜带屏蔽 Copper tape screen
无 纺 布 Binder
外 护 套 Over sheath

3.6/6KV~26/35kV单芯交联聚乙烯绝缘钢带铠装电力电缆
Single core XLPE insulation steel tape armoured power cable for rated voltage from 3.6/6kV to 26/35kV

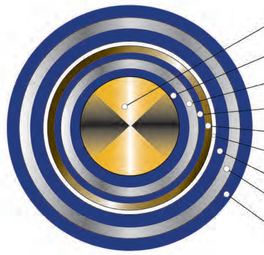

导　体 Conductor
导体屏蔽 Conductor screen
绝　缘 Insulation
绝缘屏蔽 Insulation screen
铜带屏蔽 Copper tape screen
无 纺 布 Binder
内 护 套 Inner sheath
不锈钢带铠装 Stainless steel tape armour
外 护 套 Over sheath

3.6/6KV~26/35kV单芯交联聚乙烯绝缘钢带铠装电力电缆
Single core XLPE insulation steel tape armoured power cable for rated voltage from 3.6/6kV to 26/35kV

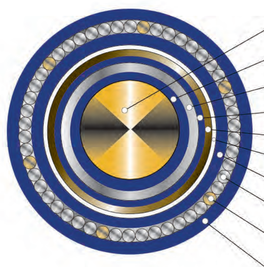

导　体 Conductor
导体屏蔽 Conductor screen
绝　缘 Insulation
绝缘屏蔽 Insulation screen
铜带屏蔽 Copper tape screen
无 纺 布 Binder
内 护 套 Inner sheath
钢丝铠装 Steel wire armour
铜　丝 Copper wire
外 护 套 Over sheath

QUNXING WIRE AND CABLE
QUNXING WIRE AND CABLE

3.6/6KV~26/35kV单芯交联聚乙烯绝缘电力电缆
Single core XLPE insulation power cable for rated voltage from 3.6/6kV to 26/35kV

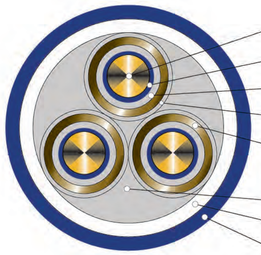

- 导　体 Conductor
- 导体屏蔽 Conductor screen
- 绝　缘 Insulation
- 绝缘屏蔽 Insulation screen
- 铜带屏蔽 Copper tape screen
- 填　充 Filler
- 无 纺 布 Binder
- 外 护 套 Over sheath

3.6/6KV~26/35kV单芯交联聚乙烯绝缘钢带铠装电力电缆
Single core XLPE insulation steel tape armoured power cable for rated voltage from 3.6/6kV to 26/35kV

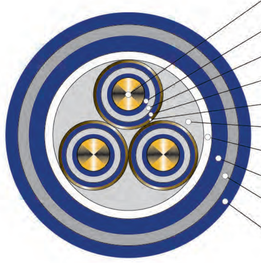

- 导　体 Conductor
- 导体屏蔽 Conductor screen
- 绝　缘 Insulation
- 绝缘屏蔽 Insulation screen
- 铜带屏蔽 Copper tape screen
- 填　充 Filler
- 无 纺 布 Binder
- 内 护 套 Inner sheath
- 钢带铠装 Steel tape armour
- 外 护 套 Over sheath

3.6/6KV~26/35kV单芯交联聚乙烯绝缘钢带铠装电力电缆
Single core XLPE insulation steel tape armoured power cable for rated voltage from 3.6/6kV to 26/35kV

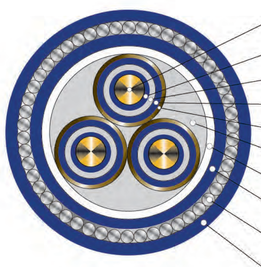

- 导　体 Conductor
- 导体屏蔽 Conductor screen
- 绝　缘 Insulation
- 绝缘屏蔽 Insulation screen
- 铜带屏蔽 Copper tape screen
- 填　充 Filler
- 无 纺 布 Binder
- 内 护 套 Inner sheath
- 钢丝铠装 Steel wire armour
- 外 护 套 Over sheath

QUNXING WIRE AND CABLE
QUNXING WIRE AND CABLE

电缆结构尺寸 Construction

3.6/6kV单芯交联聚乙烯绝缘聚氯乙烯/聚乙烯护套电力电缆。（YJV YJLV YJY YJLY）
3.6/6kV 1-Core XLPE Insulated PVC/PE Sheathed Power Cable.

标称截面 Num.cross-section of conductor mm²	导体直径 Diameter of conductor mm	绝缘厚度 Insulation thickness mm	外护套厚度 Outer sheath thickness mm	电缆近似外径 Approx.overall diameter of cable mm	电缆近似重量 Approx.weight of cable kg/km	
					YJV YJY	YJLV YJLY
25	6.0	2.5	1.5	17.9	560	390
35	7.0	2.5	1.6	18.9	680	480
50	8.3	2.5	1.6	20.3	860	550
70	9.8	2.5	1.7	21.9	1080	650
95	11.5	2.5	1.7	23.7	1350	760
120	12.9	2.5	1.8	25.2	1610	870
150	14.5	2.5	1.8	27.0	1920	990
185	16.0	2.5	1.9	28.6	2290	1140
240	18.3	2.6	2.0	31.2	2860	1370
300	20.5	2.8	2.1	34.0	3500	1640
400	23.5	3.0	2.2	37.6	4610	2140
500	26.7	3.2	2.3	41.3	5700	2610
630	29.9	3.2	2.4	44.9	6990	3090

3.6/6kV三芯交联聚乙烯绝缘聚氯乙烯/聚乙烯护套电力电缆。（YJV YJLV YJY YJLY）
3.6/6kV 3-Core XLPE Insulated PVC/PE Sheathed Power Cable.

标称截面 Num.cross-section of conductor mm²	导体直径 Diameter of conductor mm	绝缘厚度 Insulation thickness mm	外护套厚度 Outer sheath thickness mm	电缆近似外径 Approx.overall diameter of cable mm	电缆近似重量 Approx.weight of cable kg/km	
					YJV YJY	YJLV YJLY
25	6.0	2.5	2.1	35.8	1750	1280
35	7.0	2.5	2.2	38.1	2130	1470
50	8.3	2.5	2.3	41.1	2670	1740
70	9.8	2.5	2.4	44.5	3390	2090
95	11.5	2.5	2.5	48.5	4250	2470
120	12.9	2.5	2.6	51.7	5090	2850
150	14.5	2.5	2.8	55.4	6120	3310
185	16.0	2.5	2.9	58.8	7270	3800
240	18.3	2.6	3.0	64.6	9090	4600
300	20.5	2.8	3.2	70.6	11120	5510
400	23.5	3.0	3.5	78.4	15190	7750
500	26.7	3.2	3.7	86.2	17131	8045
630	29.9	3.2	4.0	94.0	21037	9749

QUNXING WIRE AND CABLE
QUNXING WIRE AND CABLE

3.6/6kV单芯交联聚乙烯绝缘钢带铠装聚氯乙烯/聚乙烯护套电力电缆。（YJV22 YJLV22 YJY23 YJLY23）
3.6/6kV 1-Core XLPE Insulated Steel Tape Armoured PVC/PE Sheathed Power Cable.

标称截面 Num.cross-section of conductor mm²	导体直径 Diameter of conductor mm	绝缘厚度 Insulation thickness mm	外护套厚度 Outer sheath thickness mm	电缆近似外径 Approx.overall diameter of cable mm	电缆近似重量 Approx.weight of cable kg/km	
					YJV22 YJY23	YJLV22 YJLY23
25	6.0	2.5	1.8	21.7	700	550
35	7.0	2.5	1.8	22.6	820	610
50	8.3	2.5	1.8	24.0	990	690
70	9.8	2.5	1.8	25.4	1220	790
95	11.5	2.5	1.8	27.2	1490	920
120	12.9	2.5	1.9	28.7	1770	1040
150	14.5	2.5	2.0	31.7	2240	1330
185	16.0	2.5	2.0	33.3	2600	1480
240	18.3	2.6	2.1	35.9	3180	1730
300	20.5	2.8	2.2	38.7	3810	1990
400	23.5	3.0	2.3	42.5	4840	2420
500	26.7	3.2	2.4	46.3	5860	2830
630	29.9	3.2	2.6	50.0	7200	3380

3.6/6kV三芯交联聚乙烯绝缘钢带铠装聚氯乙烯/聚乙烯护套电力电缆。（YJV22 YJLV22 YJY23 YJLY23）
3.6/6kV 3-Core XLPE Insulated Steel Tape Armoured PVC/PE Sheathed Power Cable.

标称截面 Num.cross-section of conductor mm²	导体直径 Diameter of conductor mm	绝缘厚度 Insulation thickness mm	外护套厚度 Outer sheath thickness mm	电缆近似外径 Approx.overall diameter of cable mm	电缆近似重量 Approx.weight of cable kg/km	
					YJV22 YJY23	YJLV22 YJLY23
25	6.0	2.5	2.3	40.5	2760	2300
35	7.0	2.5	2.3	43.0	3210	2550
50	8.3	2.5	2.4	46.1	3830	2890
70	9.8	2.5	2.6	49.7	4650	3340
95	11.5	2.5	2.7	53.8	5630	3850
120	12.9	2.5	2.8	57.2	6550	4310
150	14.5	2.5	2.9	60.9	7650	4840
185	16.0	2.5	3.1	64.5	8890	5430
240	18.3	2.6	3.2	70.5	10860	6370
300	20.5	2.8	3.4	76.7	13230	7610
400	23.5	3.0	3.8	86.2	17830	10440
500	26.7	3.2	4.0	94.3	20087	11256
630	29.9	3.2	4.2	102.4	23952	13166

3.6/6kV单芯交联聚乙烯绝缘钢丝铠装聚氯乙烯/聚乙烯护套电力电缆。（YJV32 YJLV32）
3.6/6kV 1-Core XLPE Insulated Steel Wire Armoured PVC/PE Sheathed Power Cable.

标称截面 Num.cross-section of conductor mm²	导体直径 Diameter of conductor mm	绝缘厚度 Insulation thickness mm	外护套厚度 Outer sheath thickness mm	电缆近似外径 Approx.overall diameter of cable mm	电缆近似重量 Approx.weight of cable kg/km	
					YJV32	YJLV32
25	6.0	2.5	1.8	24.7	1340	1190
35	7.0	2.5	1.8	25.8	1490	1290
50	8.3	2.5	1.8	27.2	1720	1420
70	9.8	2.5	1.9	28.8	2010	1590
95	11.5	2.5	1.9	30.6	2350	1770
120	12.9	2.5	2.0	32.1	2680	1950
150	14.5	2.5	2.1	34.9	3070	2160
185	16.0	2.5	2.1	36.5	3480	2360
240	18.3	2.6	2.2	39.1	4140	2680
300	20.5	2.8	2.3	41.9	4840	3020
400	23.5	3.0	2.4	45.6	6320	3890
500	26.7	3.2	2.5	49.3	7470	4440
630	29.9	3.2	2.6	53.1	8940	5120

3.6/6kV三芯交联聚乙烯绝缘钢丝铠装聚氯乙烯/聚乙烯护套电力电缆。（YJV32 YJLV32）
3.6/6kV 3-Core XLPE Insulated Steel Wire Armoured PVC/PE Sheathed Power Cable.

标称截面 Num.cross-section of conductor mm²	导体直径 Diameter of conductor mm	绝缘厚度 Insulation thickness mm	外护套厚度 Outer sheath thickness mm	电缆近似外径 Approx.overall diameter of cable mm	电缆近似重量 Approx.weight of cable kg/km	
					YJV32	YJLV32
25	6.0	2.5	2.3	42.7	3620	3160
35	7.0	2.5	2.4	46.2	4140	3490
50	8.3	2.5	2.6	49.3	4860	3940
70	9.8	2.5	2.7	52.9	5770	4480
95	11.5	2.5	2.8	57.0	6870	5120
120	12.9	2.5	2.9	60.4	7870	5650
150	14.5	2.5	3.0	64.2	9090	6320
185	16.0	2.5	3.2	67.8	110460	7050
240	18.3	2.6	3.4	75.1	13380	8940
300	20.5	2.8	3.6	81.3	15680	10130
400	23.5	3.0	3.9	89.5	19320	11930
500	26.7	3.2	4.1	97.6	23060	13820
630	29.9	3.2	4.4	105.7	27690	16050

QUNXING WIRE AND CABLE
QUNXING WIRE AND CABLE

6/6kV.6/10kV单芯交联聚乙烯绝缘聚氯乙烯/聚乙烯护套电力电缆。（YJV YJLV）
6/6kV.6/10kV 1-Core XLPE Insulated PVC/PE Sheathed Power Cable.

标称截面 Num.cross-section of conductor mm²	导体直径 Diameter of conductor mm	绝缘厚度 Insulation thickness mm	外护套厚度 Outer sheath thickness mm	电缆近似外径 Approx.overall diameter of cable mm	电缆近似重量 Approx.weight of cable kg/km	
					YJV	YJLV
25	6.0	3.4	1.6	19.8	609	458
35	7.0	3.4	1.6	20.8	729	514
50	8.3	3.4	1.7	22.3	876	585
70	9.8	3.4	1.7	23.8	1092	681
95	11.5	3.4	1.8	25.7	1388	805
120	12.9	3.4	1.8	27.1	1651	913
150	14.5	3.4	1.9	28.9	1970	1043
185	16.0	3.4	1.9	30.4	2271	1165
240	18.3	3.4	2.0	32.9	2830	1382
300	20.5	3.4	2.1	35.3	3502	1642
400	23.5	3.4	2.2	38.5	4406	1991
500	26.7	3.4	2.3	42.0	5515	2418
630	29.9	3.4	2.4	45.6	6754	2883

6/6kV.6/10kV三芯交联聚乙烯绝缘聚氯乙烯/聚乙烯护套电力电缆。（YJV YJLV）
6/6kV.6/10kV 3-Core XLPE Insulated PVC/PE Sheathed Power Cable.

标称截面 Num.cross-section of conductor mm²	导体直径 Diameter of conductor mm	绝缘厚度 Insulation thickness mm	外护套厚度 Outer sheath thickness mm	电缆近似外径 Approx.overall diameter of cable mm	电缆近似重量 Approx.weight of cable kg/km	
					YJV	YJLV
25	6.0	3.4	2.2	39.8	1927	1451
35	7.0	3.4	2.3	42.2	2316	1639
50	8.3	3.4	2.4	45.2	2805	1874
70	9.8	3.4	2.5	48.6	3497	2193
95	11.5	3.4	2.7	52.7	4483	2653
120	12.9	3.4	2.8	55.9	5340	3040
150	14.5	3.4	2.9	59.6	6398	3503
185	16.0	3.4	3.0	63.0	7241	3946
240	18.3	3.4	3.2	68.3	9234	4729
300	20.5	3.4	3.3	73.3	11337	5586
400	23.5	3.4	3.6	80.3	14174	6822
500	26.7	3.4	3.8	87.9	17730	8299
630	29.9	3.4	4.1	95.8	21736	9949

6/6kV.6/10kV单芯交联聚乙烯绝缘钢带铠装聚氯乙烯/聚乙烯护套电力电缆。（YJV22 YJLV22）
6/6kV.6/10kV 1-Core XLPE Insulated Steel Tape Armoured PVC/PE Sheathed Power Cable.

标称截面 Num.cross-section of conductor mm²	导体直径 Diameter of conductor mm	绝缘厚度 Insulation thickness mm	外护套厚度 Outer sheath thickness mm	电缆近似外径 Approx.overall diameter of cable mm	电缆近似重量 Approx.weight of cable kg/km	
					YJV22	YJLV22
25	6.0	3.4	1.8	23.4	919	767
35	7.0	3.4	1.8	24.4	1055	840
50	8.3	3.4	1.8	25.7	1219	929
70	9.8	3.4	1.8	27.2	1458	1047
95	11.5	3.4	1.9	29.1	1780	1197
120	12.9	3.4	2.0	31.9	2312	1575
150	14.5	3.4	2.0	33.5	2670	1743
185	16.0	3.4	2.1	35.2	3007	1901
240	18.3	3.4	2.2	37.7	3621	2173
300	20.5	3.4	2.2	39.9	4330	2470
400	23.5	3.4	2.3	43.3	5281	2866
500	26.7	3.4	2.5	47.0	6442	3345
630	29.9	3.4	2.6	50.8	7766	3895

6/6kV.6/10kV三芯交联聚乙烯绝缘钢带铠装聚氯乙烯/聚乙烯护套电力电缆。（YJV22 YJLV22）
6/6kV.6/10kV 3-Core XLPE Insulated Steel Tape Armoured PVC/PE Sheathed Power Cable.

标称截面 Num.cross-section of conductor mm²	导体直径 Diameter of conductor mm	绝缘厚度 Insulation thickness mm	外护套厚度 Outer sheath thickness mm	电缆近似外径 Approx.overall diameter of cable mm	电缆近似重量 Approx.weight of cable kg/km	
					YJV22	YJLV22
25	6.0	3.4	2.4	44.8	2785	2322
35	7.0	3.4	2.5	47.4	3224	2569
50	8.3	3.4	2.6	50.4	3795	2909
70	9.8	3.4	2.7	54.0	4586	3335
95	11.5	3.4	2.8	57.9	5631	3857
120	12.9	3.4	2.9	61.3	6561	4317
150	14.5	3.4	3.1	65.4	7732	4911
185	16.0	3.4	3.2	68.8	8828	5460
240	18.3	3.4	3.4	74.3	10769	6360
300	20.5	3.4	3.6	80.9	13069	7406
400	23.5	3.4	3.8	88.1	16832	9480
500	26.7	3.4	4.1	95.2	20687	11256
630	29.9	3.4	4.3	104.0	24952	13165

QUNXING WIRE AND CABLE
QUNXING WIRE AND CABLE

6/6kV.6/10kV单芯交联聚乙烯绝缘钢丝铠装聚氯乙烯/聚乙烯护套电力电缆。（YJV32 YJLV32）
6/6kV.6/10kV 1-Core XLPE Insulated Steel Wire Armoured PVC/PE Sheathed Power Cable.

标称截面 Num.cross-section of conductor mm²	导体直径 Diameter of conductor mm	绝缘厚度 Insulation thickness mm	外护套厚度 Outer sheath thickness mm	电缆近似外径 Approx.overall diameter of cable mm	电缆近似重量 Approx.weight of cable kg/km	
					YJV22	YJLV22
25	6.0	3.4	1.8	26.6	1643	1384
35	7.0	3.4	1.8	27.6	1821	1499
50	8.3	3.4	1.9	29.1	2027	1628
70	9.8	3.4	1.9	30.6	2329	1810
95	11.5	3.4	2.0	32.5	2689	1999
120	12.9	3.4	2.0	33.9	3037	2192
150	14.5	3.4	2.1	35.7	3419	2384
185	16.0	3.4	2.2	38.4	4147	2868
240	18.3	3.4	2.3	40.9	4842	322.6
300	20.5	3.4	2.4	43.3	5637	3606
400	23.5	3.4	2.5	46.7	6701	4115
500	26.7	3.4	2.6	50.2	7992	4724
630	29.9	3.4	2.7	54.0	9457	5414

6/6kV.6/10kV三芯交联聚乙烯绝缘钢丝铠装聚氯乙烯/聚乙烯护套电力电缆。（YJV32 YJLV32）
6/6kV.6/10kV 3-Core XLPE Insulated Steel Wire Armoured PVC/PE Sheathed Power Cable.

标称截面 Num.cross-section of conductor mm²	导体直径 Diameter of conductor mm	绝缘厚度 Insulation thickness mm	外护套厚度 Outer sheath thickness mm	电缆近似外径 Approx.overall diameter of cable mm	电缆近似重量 Approx.weight of cable kg/km	
					YJV22	YJLV22
25	6.0	3.4	2.5	48.0	4229	3766
35	7.0	3.4	2.6	50.6	4771	4117
50	8.3	3.4	2.7	53.6	5456	4571
70	9.8	3.4	2.8	57.2	6352	5101
95	11.5	3.4	2.9	61.1	7539	5765
120	12.9	3.4	3.0	64.5	8578	6334
150	14.5	3.4	3.2	68.6	9901	7080
185	16.0	3.4	3.3	72.0	11095	7727
240	18.3	3.4	3.5	77.5	13254	8844
300	20.5	3.4	3.7	84.2	16678	11015
400	23.5	3.4	3.9	91.4	20051	12698
500	26.7	3.4	4.1	99.2	24211	14780
630	29.9	3.4	4.4	107.3	28839	17052

8.7/10kV.8.7/15kV单芯交联聚乙烯绝缘聚氯乙烯/聚乙烯护套电力电缆。（YJV YJLV）
8.7/10kV.8.7/15kV 1-Core XLPE Insulated PVC/PE Sheathed Power Cable.

标称截面 Num.cross-section of conductor mm²	导体直径 Diameter of conductor mm	绝缘厚度 Insulation thickness mm	外护套厚度 Outer sheath thickness mm	电缆近似外径 Approx.overall diameter of cable mm	电缆近似重量 Approx.weight of cable kg/km	
					YJV	YJLV
25	6.0	4.5	1.6	22.0	696	544
35	7.0	4.5	1.6	23.0	819	604
50	8.3	4.5	1.7	24.5	970	679
70	9.8	4.5	1.8	26.2	1191	780
95	11.5	4.5	1.8	27.9	1493	910
120	12.9	4.5	1.9	29.5	1760	1023
150	14.5	4.5	1.9	31.1	2085	1158
185	16.0	4.5	2.0	32.8	2391	1285
240	18.3	4.5	2.1	35.3	2973	1525
300	20.5	4.5	2.2	37.7	3657	1798
400	23.5	4.5	2.3	40.9	4571	2156
500	26.7	4.5	2.4	44.4	5692	2595
630	29.9	4.5	2.5	48.0	6945	3074

8.7/10kV.8.7/15kV三芯交联聚乙烯绝缘聚氯乙烯/聚乙烯护套电力电缆。（YJV YJLV）
8.7/10kV.8.7/15kV 3-Core XLPE Insulated PVC/PE Sheathed Power Cable.

标称截面 Num.cross-section of conductor mm²	导体直径 Diameter of conductor mm	绝缘厚度 Insulation thickness mm	外护套厚度 Outer sheath thickness mm	电缆近似外径 Approx.overall diameter of cable mm	电缆近似重量 Approx.weight of cable kg/km	
					YJV	YJLV
25	6.0	4.5	2.4	45.0	2217	1747
35	7.0	4.5	2.5	47.3	2616	1947
50	8.3	4.5	2.6	50.3	3144	2223
70	9.8	4.5	2.7	53.8	3879	2586
95	11.5	4.5	2.8	57.6	4872	3051
120	12.9	4.5	2.9	60.9	5753	3458
150	14.5	4.5	3.0	64.5	6837	3945
185	16.0	4.5	3.2	68.1	7900	4429
240	18.3	4.5	3.3	73.3	9719	5230
300	20.5	4.5	3.5	78.4	11862	6154
400	23.5	4.5	3.7	85.3	14795	7402
500	26.7	4.5	4.0	93.0	18381	8950
630	29.9	4.5	4.2	100.7	22396	10609

QUNXING WIRE AND CABLE
QUNXING WIRE AND CABLE

结构尺寸 Construction

铜芯聚氯乙烯绝缘聚氯乙烯护套控制电缆（kVV）
Copper conductor ,PVC insulated sheathed control cable

芯数及导体标称截面 Number and nominal cross-section of conductor mm²	导体结构 Conductor structure	绝缘厚度 Insulation thickness		护套厚度 Sheath thickness		电缆近似外径 Approx.cable dia.		电缆近似重量 Approx.cable weight	
	No./Φmm	mm		mm		mm		Kg/km	
	-	450/750V	0.6/1kV	450/750V	0.6/1kV	450/750V	0.6/1kV	450/750V	0.6/1kV
2×0.75	1/0.97	0.6	0.8	1.2	1.8	7.3	9.3	60	94
2×0.75	7/0.37	0.6	0.8	1.2	1.8	7.6	9.6	63	98
2×1	1/1.13	0.6	0.8	1.2	1.8	7.7	9.7	68	103
2×1	7/0.43	0.6	0.8	1.2	1.8	8.0	10.0	71	108
2×1.5	1/1.38	0.7	0.8	1.2	1.8	8.6	10.2	87	119
2×1.5	7/0.52	0.7	0.8	1.2	1.8	8.9	10.5	94	124
2×2.5	1/1.78	0.8	0.8	1.2	1.8	9.8	11.0	120	148
2×2.5	7/0.68	0.8	0.8	1.2	1.8	10.3	11.5	127	157
2×4	1/2.25	0.8	1.0	1.2	1.8	10.7	12.7	158	205
2×4	7/0.85	0.8	1.0	1.2	1.8	11.3	13.3	166	215
2×6	1/2.76	0.8	1.0	1.2	1.8	11.7	13.7	207	258
2×6	7/1.04	0.8	1.0	1.2	1.8	12.4	14.4	216	269
2×10	7/1.35	1.0	1.0	1.5	1.8	15.7	16.3	353	374
3×0.75	1/0.97	0.6	0.8	1.2	1.8	7.7	9.7	72	109
3×0.75	7/0.37	0.6	0.8	1.2	1.8	8.0	10.0	76	114
3×1	1/1.13	0.6	0.8	1.2	1.8	8.0	10.1	83	122
3×1	7/0.43	0.6	0.8	1.2	1.8	8.4	10.4	87	127
3×1.5	1/1.38	0.7	0.8	1.2	1.8	9.0	10.6	109	143
3×1.5	7/0.52	0.7	0.8	1.2	1.8	9.4	11.0	113	149
3×2.5	1/1.78	0.8	0.8	1.2	1.8	10.3	11.5	153	183
3×2.5	7/0.68	0.8	0.8	1.2	1.8	10.8	12.0	162	193
3×4	1/2.25	0.8	1.0	1.2	1.8	11.3	13.4	206	259
3×4	7/0.85	0.8	1.0	1.2	1.8	11.9	14.0	215	270
3×6	1/2.76	0.8	1.0	1.5	1.8	13.0	14.5	292	332
3×6	7/1.04	0.8	1.0	1.5	1.8	13.8	15.2	302	344
3×10	7/1.35	1.0	1.0	1.5	1.8	16.6	17.2	467	490

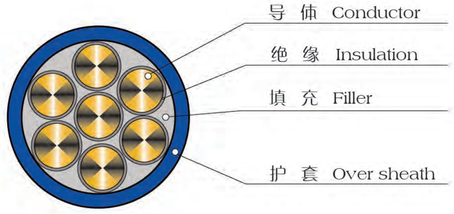

铜芯聚氯乙烯绝缘聚氯乙烯护套控制电缆(KVV)
Copper conductor,PVC insulated sheathed control cable

芯数及导体标称截面 Number and nominal cross-section of conductor mm²	导体结构 Conductor structure	绝缘厚度 Insulation thickness		护套厚度 Sheath thickness		电缆近似外径 Approx.cable dia.		电缆近似重量 Approx.cable weight	
	No./Φmm	mm		mm		mm		Kg/km	
	–	450/750V	0.6/1kV	450/750V	0.6/1kV	450/750V	0.6/1kV	450/750V	0.6/1kV
4×0.75	1/0.97	0.6	0.8	1.2	1.8	8.2	10.4	87	128
4×0.75	7/0.37	0.6	0.8	1.2	1.8	8.6	10.7	91	134
4×1	1/1.13	0.6	0.8	1.2	1.8	8.6	10.8	101	144
4×1	7/0.43	0.6	0.8	1.2	1.8	9.0	11.2	105	151
4×1.5	1/1.38	0.7	0.8	1.2	1.8	9.7	11.4	134	171
4×1.5	7/0.52	0.7	0.8	1.2	1.8	10.1	11.8	139	178
4×2.5	1/1.78	0.8	0.8	1.2	1.8	11.2	12.4	191	223
4×2.5	7/0.68	0.8	0.8	1.2	1.8	11.8	13.0	201	235
4×4	1/2.25	0.8	1.0	1.5	1.8	12.9	14.5	277	320
4×4	7/0.85	0.8	1.0	1.5	1.8	13.6	15.2	288	333
4×6	1/2.76	0.8	1.0	1.5	1.8	14.1	15.7	368	415
4×6	7/1.04	0.8	1.0	1.5	1.8	15.0	16.6	380	429
4×10	7/1.35	1.0	1.0	1.5	1.8	18.2	18.8	594	619
5×0.75	1/0.97	0.6	0.8	1.2	1.8	8.9	11.1	102	149
5×0.75	7/0.37	0.6	0.8	1.2	1.8	9.2	11.5	107	156
5×1	1/1.13	0.6	0.8	1.2	1.8	9.3	11.6	119	168
5×1	7/0.43	0.6	0.8	1.2	1.8	9.7	12.0	125	176
5×1.5	1/1.38	0.7	0.8	1.2	1.8	10.5	12.0	159	201
5×1.5	7/0.52	0.7	0.8	1.2	1.8	11.0	12.7	165	209
5×2.5	1/1.78	0.8	0.8	1.5	1.8	12.7	13.3	247	264
5×2.5	7/0.68	0.8	0.8	1.5	1.8	13.4	14.0	260	279
5×4	1/2.25	0.8	1.0	1.5	1.8	14.0	15.7	334	383
5×4	7/0.85	0.8	1.0	1.5	1.8	14.8	16.5	347	399
5×6	1/2.76	0.8	1.0	1.5	1.8	15.4	17.1	447	500
5×6	7/1.04	0.8	1.0	1.5	1.8	16.3	18.0	461	518
5×10	7/1.35	1.0	1.0	1.7	1.8	20.3	20.5	743	752
6×0.75	1/0.97	0.6	0.8	1.2	1.8	9.5	11.9	115	166
6×0.75	7/0.37	0.6	0.8	1.2	1.8	9.9	12.3	120	174
6×1	1/1.13	0.6	0.8	1.2	1.8	10.0	12.4	135	188
6×1	7/0.43	0.6	0.8	1.2	1.8	10.5	12.9	141	1967
6×1.5	1/1.38	0.7	0.8	1.2	1.8	11.3	13.1	181	227
6×1.5	7/0.52	0.7	0.8	1.2	1.8	11.9	13.7	188	236
6×2.5	1/1.78	0.8	0.8	1.5	1.8	13.7	14.3	282	301
6×2.5	7/0.68	0.8	0.8	1.5	1.8	14.5	15.1	296	317
6×4	1/2.25	0.8	1.0	1.5	1.8	15.2	17.0	384	438
6×4	7/0.85	0.8	1.0	1.5	1.8	16.1	17.9	397	455
6×6	1/2.76	0.8	1.0	1.5	1.8	16.7	18.5	527	589
6×6	7/1.04	0.8	1.0	1.5	1.8	17.8	19.6	544	610
6×10	7/1.35	1.0	1.0	1.7	1.8	22.2	22.4	879	889

QUNXING WIRE AND CABLE
QUNXING WIRE AND CABLE

8.7/10kV.8.7/15kV单芯交联聚乙烯绝缘钢带铠装聚氯乙烯/聚乙烯护套电力电缆。(YJV22 YJLV22)
8.7/10kV.8.7/15kV 1-Core XLPE Insulated Steel Tape Armoured PVC/PE Sheathed Power Cable.

标称截面 Num.cross-section of conductor mm²	导体直径 Diameter of conductor mm	绝缘厚度 Insulation thickness mm	外护套厚度 Outer sheath thickness mm	电缆近似外径 Approx.overall diameter of cable mm	电缆近似重量 Approx.weight of cable kg/km	
					YJV22	YJLV22
25	6.0	4.5	1.8	25.6	919	767
35	7.0	4.5	1.8	26.6	1055	840
50	8.3	4.5	1.8	27.9	1219	929
70	9.8	4.5	1.9	30.8	1458	1047
95	11.5	4.5	2.0	32.7	1780	1197
120	12.9	4.5	2.0	34.1	2312	1575
150	14.5	4.5	2.1	35.9	2670	1743
185	16.0	4.5	2.2	37.6	3007	1901
240	18.3	4.5	2.2	39.9	3621	2173
300	20.5	4.5	2.3	42.5	4330	2470
400	23.5	4.5	2.4	45.7	5281	2866
500	26.7	4.5	2.5	49.4	6442	3345
630	29.9	4.5	2.7	53.4	7766	3895

8.7/10kV.8.7/15kV三芯交联聚乙烯绝缘钢带铠装聚氯乙烯/聚乙烯护套电力电缆。(YJV22 YJLV22)
8.7/10kV.8.7/15kV 3-Core XLPE Insulated Steel Tape Armoured PVC/PE Sheathed Power Cable.

标称截面 Num.cross-section of conductor mm²	导体直径 Diameter of conductor mm	绝缘厚度 Insulation thickness mm	外护套厚度 Outer sheath thickness mm	电缆近似外径 Approx.overall diameter of cable mm	电缆近似重量 Approx.weight of cable kg/km	
					YJV22	YJLV22
25	6.0	4.5	2.6	50.2	3201	2739
35	7.0	4.5	2.6	52.3	3646	2991
50	8.3	4.5	2.8	55.7	4269	3383
70	9.8	4.5	2.9	59.4	5082	3831
95	11.5	4.5	3.0	63.2	6159	4285
120	12.9	4.5	3.1	66.7	7115	4870
150	14.5	4.5	3.2	70.5	8296	5475
185	16.0	4.5	3.4	74.1	9429	6061
240	18.3	4.5	3.5	79.5	11450	7041
300	20.5	4.5	3.8	86.2	14508	8845
400	23.5	4.5	3.0	93.5	17695	10343
500	26.7	4.5	4.2	101.2	21503	12072
630	29.9	4.5	4.5	109.3	25869	14082

8.7/10kV.8.7/15kV单芯交联聚乙烯绝缘钢丝铠装聚氯乙烯/聚乙烯护套电力电缆。(YJV32 YJLV32)
8.7/10kV.8.7/15kV 1-Core XLPE Insulated Steel Wire Armoured PVC/PE Sheathed Power Cable.

标称截面 Num.cross-section of conductor mm²	导体直径 Diameter of conductor mm	绝缘厚度 Insulation thickness mm	外护套厚度 Outer sheath thickness mm	电缆近似外径 Approx.overall diameter of cable mm	电缆近似重量 Approx.weight of cable kg/km	
					YJV32	YJLV32
25	6.0	4.5	1.9	29.0	1846	1587
35	7.0	4.5	1.9	30.0	2026	1704
50	8.3	4.5	2.0	31.5	2237	1839
70	9.8	4.5	2.0	33.0	2520	2002
95	11.5	4.5	2.1	34.9	2911	2220
120	12.9	4.5	2.2	37.5	3690	2770
150	14.5	4.5	2.2	39.1	4005	2907
185	16.0	4.5	2.3	40.8	4402	3124
240	18.3	4.5	2.3	43.1	5104	3485
300	20.5	4.5	2.4	45.7	5908	3877
400	23.5	4.5	2.5	48.9	6982	4396
500	26.7	4.5	2.6	52.6	8287	5018
630	29.9	4.5	2.8	56.6	9789	5746

8.7/10kV.8.7/15kV三芯交联聚乙烯绝缘钢丝铠装聚氯乙烯/聚乙烯护套电力电缆。(YJV32 YJLV32)
8.7/10kV.8.7/15kV 3-Core XLPE Insulated Steel Wire Armoured PVC/PE Sheathed Power Cable.

标称截面 Num.cross-section of conductor mm²	导体直径 Diameter of conductor mm	绝缘厚度 Insulation thickness mm	外护套厚度 Outer sheath thickness mm	电缆近似外径 Approx.overall diameter of cable mm	电缆近似重量 Approx.weight of cable kg/km	
					YJV32	YJLV32
25	6.0	4.5	2.7	53.4	4841	4378
35	7.0	4.5	2.8	55.7	5394	4740
50	8.3	4.5	2.9	58.9	6107	5222
70	9.8	4.5	3.0	62.6	7066	5815
95	11.5	4.5	3.1	66.4	8276	6501
120	12.9	4.5	3.2	69.9	9312	7068
150	14.5	4.5	3.3	73.7	10636	7814
185	16.0	4.5	3.5	77.3	11879	8510
240	18.3	4.5	3.7	84.2	15060	10650
300	20.5	4.5	3.9	89.5	17597	11934
400	23.5	4.5	4.1	96.8	21109	13756
500	26.7	4.5	4.3	104.5	25267	15836
630	29.9	4.5	4.5	112.6	29892	18105

QUNXING WIRE AND CABLE
QUNXING WIRE AND CABLE

12/20kV单芯交联聚乙烯绝缘聚氯乙烯/聚乙烯护套电力电缆。（YJV YJLV）
12/20kV 1-Core XLPE Insulated PVC/PE Sheathed Power Cable.

标称截面 Num.cross-section of conductor mm²	导体直径 Diameter of conductor mm	绝缘厚度 Insulation thickness mm	外护套厚度 Outer sheath thickness mm	电缆近似外径 Approx.overall diameter of cable mm	电缆近似重量 Approx.weight of cable kg/km	
					YJV	YJLV
35	7.0	5.5	1.8	25.4	930	720
50	8.3	5.5	1.8	26.8	1160	850
70	9.8	5.5	1.9	28.4	1410	980
95	11.5	5.5	1.9	30.2	1690	1110
120	12.9	5.5	2.0	31.7	1980	1240
150	14.5	5.5	2.0	33.4	2310	1380
185	16.0	5.5	2.1	35.0	2700	1550
240	18.3	5.5	2.2	37.4	3290	1800
300	20.5	5.5	2.2	39.8	3910	2050
400	23.5	5.5	2.3	43.0	5030	2550
500	26.7	5.5	2.5	46.0	6120	3030
630	29.9	5.5	2.6	49.8	7440	3540

12/20kV三芯交联聚乙烯绝缘聚氯乙烯/聚乙烯护套电力电缆。（YJV YJLV）
12/20kV 3-Core XLPE Insulated PVC/PE Sheathed Power Cable.

标称截面 Num.cross-section of conductor mm²	导体直径 Diameter of conductor mm	绝缘厚度 Insulation thickness mm	外护套厚度 Outer sheath thickness mm	电缆近似外径 Approx.overall diameter of cable mm	电缆近似重量 Approx.weight of cable kg/km	
					YJV	YJLV
35	7.0	5.5	2.7	52.0	3230	2570
50	8.3	5.5	2.8	55.0	3840	2900
70	9.8	5.5	2.9	58.4	4640	3330
95	11.5	5.5	3.0	62.3	5570	3800
120	12.9	5.5	3.1	65.6	6480	4240
150	14.5	5.5	3.2	69.2	7560	4750
185	16.0	5.5	3.3	72.7	8780	5320
240	18.3	5.5	3.5	78.0	10680	6180
300	20.5	5.5	3.7	83.0	12720	7100
400	23.5	5.5	3.9	90.0	16280	8790
500	26.7	5.5	4.1	96.8	18820	9580
630	29.9	5.5	4.3	104.6	22950	11310

12/20kV单芯交联聚乙烯绝缘钢带铠装聚氯乙烯/聚乙烯护套电力电缆。（YJV22 YJLV22）
12/20kV 1-Core XLPE Insulated Steel Tape Armoured PVC/PE Sheathed Power Cable.

标称截面 Num.cross-section of conductor mm²	导体直径 Diameter of conductor mm	绝缘厚度 Insulation thickness mm	外护套厚度 Outer sheath thickness mm	电缆近似外径 Approx.overall diameter of cable mm	电缆近似重量 Approx.weight of cable kg/km	
					YJV22	YJLV22
35	7.0	5.5	1.9	30.1	1410	1200
50	8.3	5.5	2.0	31.5	1630	1320
70	9.8	5.5	2.0	33.1	1890	1460
95	11.5	5.5	2.1	34.9	2210	1640
120	12.9	5.5	2.1	36.4	2510	1780
150	14.5	5.5	2.2	38.1	2880	1970
185	16.0	5.5	2.2	39.7	3270	2150
240	18.3	5.5	2.3	42.1	3900	2440
300	20.5	5.5	2.4	44.7	4590	2770
400	23.5	5.5	2.5	48.1	5670	3250
500	26.7	5.5	2.6	51.4	6760	3730
630	29.9	5.5	2.7	55.2	8150	4320

12/20kV三芯交联聚乙烯绝缘钢带铠装聚氯乙烯/聚乙烯护套电力电缆。（YJV22 YJLV22）
12/20kV 3-Core XLPE Insulated Steel Tape Armoured PVC/PE Sheathed Power Cable.

标称截面 Num.cross-section of conductor mm²	导体直径 Diameter of conductor mm	绝缘厚度 Insulation thickness mm	外护套厚度 Outer sheath thickness mm	电缆近似外径 Approx.overall diameter of cable mm	电缆近似重量 Approx.weight of cable kg/km	
					YJV22	YJLV22
35	7.0	5.5	2.8	57.4	4270	3620
50	8.3	5.5	2.9	60.6	4930	4010
70	9.8	5.5	3.1	64.1	5830	4540
95	11.5	5.5	3.2	68.2	6850	5090
120	12.9	5.5	3.3	71.5	7850	5640
150	14.5	5.5	3.4	75.3	9040	6260
185	16.0	5.5	3.5	78.9	10300	6890
240	18.3	5.5	3.7	85.7	13120	8690
300	20.5	5.5	3.9	91.0	15350	9810
400	23.5	5.5	4.2	98.2	18940	11560
500	26.7	5.5	4.4	105.3	22530	13300
630	29.9	5.5	4.6	113.4	27000	15370

12/20kV单芯交联聚乙烯绝缘钢丝铠装聚氯乙烯/聚乙烯护套电力电缆。（YJV32 YJLV32）
12/20kV 1-Core XLPE Insulated Steel Wire Armoured PVC/PE Sheathed Power Cable.

标称截面 Num.cross-section of conductor mm²	导体直径 Diameter of conductor mm	绝缘厚度 Insulation thickness mm	外护套厚度 Outer sheath thickness mm	电缆近似外径 Approx.overall diameter of cable mm	电缆近似重量 Approx.weight of cable kg/km	
					YJV32	YJLV32
35	7.0	5.5	2.0	32.2	2030	1820
50	8.3	5.5	2.1	33.6	2280	1980
70	9.8	5.5	2.1	35.2	2580	2150
95	11.5	5.5	2.2	37.0	2950	2370
120	12.9	5.5	2.2	38.5	3280	2550
150	14.5	5.5	2.3	40.2	3680	2770
185	16.0	5.5	2.3	41.8	4110	2990
240	18.3	5.5	2.4	45.4	5150	3690
300	20.5	5.5	2.5	47.9	5930	4110
400	23.5	5.5	2.6	51.3	7130	4690
500	26.7	5.5	2.7	54.6	8320	5280
630	29.9	5.5	2.8	58.4	9830	6010

12/20kV三芯交联聚乙烯绝缘钢丝铠装聚氯乙烯/聚乙烯护套电力电缆。（YJV32 YJLV32）
12/20kV 3-Core XLPE Insulated Steel Wire Armoured PVC/PE Sheathed Power Cable.

标称截面 Num.cross-section of conductor mm²	导体直径 Diameter of conductor mm	绝缘厚度 Insulation thickness mm	外护套厚度 Outer sheath thickness mm	电缆近似外径 Approx.overall diameter of cable mm	电缆近似重量 Approx.weight of cable kg/km	
					YJV32	YJLV32
35	7.0	5.5	3.0	60.7	5970	5330
50	8.3	5.5	3.1	63.8	6730	5810
70	9.8	5.5	3.2	67.3	7720	6430
95	11.5	5.5	3.3	72.8	9640	7890
120	12.9	5.5	3.4	76.1	10800	8580
150	14.5	5.5	3.6	79.9	12180	9410
185	16.0	5.5	3.7	83.5	13600	10180
240	18.3	5.5	3.8	89.0	15850	11420
300	20.5	5.5	4.0	94.3	18260	12720
400	23.5	5.5	4.3	101.5	22100	14710
500	26.7	5.5	4.5	108.6	25950	16710
630	29.9	5.5	4.7	116.7	30690	19050

18/20kV.18/30kV单芯交联聚乙烯绝缘聚氯乙烯/聚乙烯护套电力电缆。（YJV YJLV）
18/20kV.18/30kV 1-Core XLPE Insulated PVC/PE Sheathed Power Cable.

标称截面 Num.cross-section of conductor mm²	导体直径 Diameter of conductor mm	绝缘厚度 Insulation thickness mm	外护套厚度 Outer sheath thickness mm	电缆近似外径 Approx.overall diameter of cable mm	电缆近似重量 Approx.weight of cable kg/km	
					YJV	YJLV
35	7.0	8.0	2.0	31.9	1240	1020
50	8.3	8.0	2.0	33.3	1560	1250
70	9.8	8.0	2.1	34.9	1840	1400
95	11.5	8.0	2.1	36.7	2140	1550
120	12.9	8.0	2.2	38.2	2450	1700
150	14.5	8.0	2.2	39.9	2790	1860
185	16.0	8.0	2.3	41.5	3200	2050
240	18.3	8.0	2.3	44.0	3800	2310
300	20.5	8.0	2.4	46.3	4460	2600
400	23.5	8.0	2.5	49.6	5530	3060
500	26.7	8.0	2.6	52.8	6160	3560
630	29.9	8.0	2.7	56.4	8020	4120

18/20kV.18/30kV三芯交联聚乙烯绝缘聚氯乙烯/聚乙烯护套电力电缆。（YJV YJLV）
18/20kV.18/30kV 3-Core XLPE Insulated PVC/PE Sheathed Power Cable.

标称截面 Num.cross-section of conductor mm²	导体直径 Diameter of conductor mm	绝缘厚度 Insulation thickness mm	外护套厚度 Outer sheath thickness mm	电缆近似外径 Approx.overall diameter of cable mm	电缆近似重量 Approx.weight of cable kg/km	
					YJV	YJLV
35	7.0	8.0	3.0	52.7	4260	3620
50	8.3	8.0	3.1	55.7	5290	4350
70	9.8	8.0	3.2	59.2	6240	4930
95	11.5	8.0	3.4	63.1	7360	5580
120	12.9	8.0	3.5	66.4	8350	6100
150	14.5	8.0	3.6	70.0	9520	6410
185	16.0	8.0	3.7	73.5	10830	7370
240	18.3	8.0	3.9	78.8	12810	8300
300	20.5	8.0	4.0	83.8	14920	9300
400	23.5	8.0	4.3	90.7	18110	10620
500	26.7	8.0	4.5	97.6	20990	11780
630	29.9	8.0	4.7	105.4	25290	13650

QUNXING WIRE AND CABLE
QUNXING WIRE AND CABLE

18/20kV.18/30kV单芯交联聚乙烯绝缘钢带铠装聚氯乙烯/聚乙烯护套电力电缆。(YJV22 YJLV22)
18/20kV.18/30kV 1-Core XLPE Insulated Steel Tape Armoured PVC/PE Sheathed Power Cable.

标称截面 Num.cross-section of conductor mm²	导体直径 Diameter of conductor mm	绝缘厚度 Insulation thickness mm	外护套厚度 Outer sheath thickness mm	电缆近似外径 Approx.overall diameter of cable mm	电缆近似重量 Approx.weight of cable kg/km	
					YJV22	YJLV22
50	8.3	8.0	2.2	31.8	2060	1760
70	9.8	8.0	2.2	33.4	2340	1910
95	11.5	8.0	2.3	35.3	2680	2100
120	12.9	8.0	2.3	36.9	3020	2290
150	14.5	8.0	2.4	38.6	3400	2490
185	16.0	8.0	2.4	40.3	3810	2690
240	18.3	8.0	2.5	42.9	4490	3030
300	20.5	8.0	2.6	45.3	5180	3300
400	23.5	8.0	2.7	48.7	6310	3880
500	26.7	8.0	2.8	52.0	7430	4390
630	29.9	8.0	2.9	55.7	8860	5030

18/20kV.18/30kV三芯交联聚乙烯绝缘钢带铠装聚氯乙烯/聚乙烯护套电力电缆。(YJV22 YJLV22)
18/20kV.18/30kV 3-Core XLPE Insulated Steel Tape Armoured PVC/PE Sheathed Power Cable.

标称截面 Num.cross-section of conductor mm²	导体直径 Diameter of conductor mm	绝缘厚度 Insulation thickness mm	外护套厚度 Outer sheath thickness mm	电缆近似外径 Approx.overall diameter of cable mm	电缆近似重量 Approx.weight of cable kg/km	
					YJV22	YJLV22
50	8.3	8.0	3.3	75.1	7200	6250
70	9.8	8.0	3.5	78.7	8230	6910
95	11.5	8.0	3.6	84.0	9410	7620
120	12.9	8.0	3.8	87.5	11120	8870
150	14.5	8.0	3.9	91.3	12400	9580
185	16.0	8.0	4.0	94.9	13910	10450
240	18.3	8.0	4.2	100.3	16080	11590
300	20.5	8.0	4.3	105.6	18500	12850
400	23.5	8.0	4.6	112.8	21920	14410

18/20kV.18/30kV单芯交联聚乙烯绝缘钢丝铠装聚氯乙烯/聚乙烯护套电力电缆。(YJV32 YJLV32)
18/20kV.18/30kV 1-Core XLPE Insulated Steel Wire Armoured PVC/PE Sheathed Power Cable.

标称截面 Num.cross-section of conductor mm²	导体直径 Diameter of conductor mm	绝缘厚度 Insulation thickness mm	外护套厚度 Outer sheath thickness mm	电缆近似外径 Approx.overall diameter of cable mm	电缆近似重量 Approx.weight of cable kg/km	
					YJV32	YJLV32
50	8.3	8.0	2.2	33.9	2910	2610
70	9.8	8.0	2.3	35.6	3240	2820
95	11.5	8.0	2.3	37.5	3610	3030
120	12.9	8.0	2.4	40.1	4370	3640
150	14.5	8.0	2.5	41.8	4810	3900
185	16.0	8.0	2.5	43.5	5270	4150
240	18.3	8.0	2.6	46.1	6040	4580
300	20.5	8.0	2.7	48.5	6810	4990
400	23.5	8.0	2.8	51.9	8050	5620
500	26.7	8.0	2.9	55.2	9280	6250
630	29.9	8.0	3.0	58.9	10830	7010

18/20kV.18/30kV三芯交联聚乙烯绝缘钢丝铠装聚氯乙烯/聚乙烯护套电力电缆。(YJV32 YJLV32)
18/20kV.18/30kV 3-Core XLPE Insulated Steel Wire Armoured PVC/PE Sheathed Power Cable.

标称截面 Num.cross-section of conductor mm²	导体直径 Diameter of conductor mm	绝缘厚度 Insulation thickness mm	外护套厚度 Outer sheath thickness mm	电缆近似外径 Approx.overall diameter of cable mm	电缆近似重量 Approx.weight of cable kg/km	
					YJV32	YJLV32
50	8.3	8.0	3.5	79.7	9790	8870
70	9.8	8.0	3.6	83.3	10900	9610
95	11.5	8.0	3.7	87.4	12220	10470
120	12.9	8.0	3.9	90.8	13440	11220
150	14.5	8.0	4.0	94.6	14880	12100
185	16.0	8.0	4.1	98.2	16420	12990
240	18.3	8.0	4.3	103.7	18770	14340
300	20.5	8.0	4.4	108.9	21250	15710
400	23.5	8.0	4.7	116.1	25260	17870
500	26.7	8.0	4.9	123.2	29260	20030
630	29.9	8.0	5.1	131.3	34170	22530

QUNXING WIRE AND CABLE
QUNXING WIRE AND CABLE
QUNXING WIRE AND CABLE
QUNXING WIRE AND CABLE

21/35kV单芯交联聚乙烯绝缘聚氯乙烯/聚乙烯护套电力电缆。(YJV YJLV)
21/35kV 1-Core XLPE Insulated PVC/PE Sheathed Power Cable.

标称截面 Num.cross-section of conductor mm²	导体直径 Diameter of conductor mm	绝缘厚度 Insulation thickness mm	外护套厚度 Outer sheath thickness mm	电缆近似外径 Approx.overall diameter of cable mm	电缆近似重量 Approx.weight of cable kg/km	
					YJV	YJLV
50	8.3	9.3	2.1	36.1	1590	1290
70	9.8	9.3	2.1	37.7	1840	1420
95	11.5	9.3	2.2	39.5	2160	1580
120	12.9	9.3	2.2	41.0	2450	1720
150	14.5	9.3	2.3	42.7	2810	1890
185	16.0	9.3	2.3	44.3	3190	2070
240	18.3	9.3	2.4	46.7	3810	2350
300	20.5	9.3	2.5	49.1	4460	2640
400	23.5	9.3	2.6	52.3	5510	3080
500	26.7	9.3	2.7	55.5	6570	3540
630	29.9	9.3	2.8	59.1	7910	4080

21/35kV三芯交联聚乙烯绝缘聚氯乙烯/聚乙烯护套电力电缆。(YJV YJLV)
21/35kV 3-Core XLPE Insulated PVC/PE Sheathed Power Cable.

标称截面 Num.cross-section of conductor mm²	导体直径 Diameter of conductor mm	绝缘厚度 Insulation thickness mm	外护套厚度 Outer sheath thickness mm	电缆近似外径 Approx.overall diameter of cable mm	电缆近似重量 Approx.weight of cable kg/km	
					YJV	YJLV
50	8.3	9.3	3.3	75.1	5560	4640
70	9.8	9.3	3.5	78.6	6450	5160
95	11.5	9.3	3.6	82.5	7490	5730
120	12.9	9.3	3.7	85.7	8470	6260
150	14.5	9.3	3.8	89.4	9640	6860
185	16.0	9.3	3.9	92.8	10920	7500
240	18.3	9.3	4.1	98.1	12950	8520
300	20.5	9.3	4.2	103.1	15060	9520
400	23.5	9.3	4.5	110.1	18520	11120
500	26.7	9.3	4.7	116.9	21990	12760
630	29.9	9.3	4.9	124.7	26350	14710

21/35kV单芯交联聚乙烯绝缘钢带铠装聚氯乙烯/聚乙烯护套电力电缆。(YJV22 YJLV22)
21/35kV 1-Core XLPE Insulated Steel Tape Armoured PVC/PE Sheathed Power Cable.

标称截面 Num.cross-section of conductor mm²	导体直径 Diameter of conductor mm	绝缘厚度 Insulation thickness mm	外护套厚度 Outer sheath thickness mm	电缆近似外径 Approx.overall diameter of cable mm	电缆近似重量 Approx.weight of cable kg/km	
					YJV22	YJLV22
50	8.3	9.3	2.1	40.5	2370	2070
70	9.8	9.3	2.1	42.2	2670	2250
95	11.5	9.3	2.2	44.1	3030	2460
120	12.9	9.3	2.3	45.6	3350	2620
150	14.5	9.3	2.3	47.4	3750	2840
185	16.0	9.3	2.4	49.0	4190	3060
240	18.3	9.3	2.5	51.6	4860	3400
300	20.5	9.3	2.5	54.1	5590	3770
400	23.5	9.3	2.6	57.4	6710	4280
500	26.7	9.3	2.7	60.7	7870	4840
630	29.9	9.3	2.8	64.4	9290	5470

21/35kV三芯交联聚乙烯绝缘钢带铠装聚氯乙烯/聚乙烯护套电力电缆。(YJV22 YJLV22)
21/35kV 3-Core XLPE Insulated Steel Tape Armoured PVC/PE Sheathed Power Cable.

标称截面 Num.cross-section of conductor mm²	导体直径 Diameter of conductor mm	绝缘厚度 Insulation thickness mm	外护套厚度 Outer sheath thickness mm	电缆近似外径 Approx.overall diameter of cable mm	电缆近似重量 Approx.weight of cable kg/km	
					YJV22	YJLV22
50	8.3	9.3	3.6	82.7	8260	7340
70	9.8	9.3	3.7	86.3	9280	7990
95	11.5	9.3	3.8	90.4	10500	8740
120	12.9	9.3	4.0	93.7	11630	9420
150	14.5	9.3	4.1	97.5	12970	10200
185	16.0	9.3	4.2	101.1	14420	11010
240	18.3	9.3	4.4	106.6	16690	12260
300	20.5	9.3	4.5	111.8	18990	13450
400	23.5	9.3	4.8	119.0	22820	15430
500	26.7	9.3	5.0	126.1	26630	17390
630	29.9	9.3	5.2	134.2	31340	19700

21/35kV单芯交联聚乙烯绝缘钢丝铠装聚氯乙烯/聚乙烯护套电力电缆。(YJV32 YJLV32)
21/35kV 1-Core XLPE Insulated Steel Wire Armoured PVC/PE Sheathed Power Cable.

标称截面 Num.cross-section of conductor mm²	导体直径 Diameter of conductor mm	绝缘厚度 Insulation thickness mm	外护套厚度 Outer sheath thickness mm	电缆近似外径 Approx.overall diameter of cable mm	电缆近似重量 Approx.weight of cable kg/km	
					YJV	YJLV
50	8.3	9.3	2.3	43.0	3200	2890
70	9.8	9.3	2.4	45.7	3920	3490
95	11.5	9.3	2.5	47.6	4340	3760
120	12.9	9.3	2.5	49.1	4710	3980
150	14.5	9.3	2.6	50.9	5160	4250
185	16.0	9.3	2.6	52.6	5660	4530
240	18.3	9.3	2.7	55.1	6400	4950
300	20.5	9.3	2.8	57.6	7220	5390
400	23.5	9.3	2.9	61.0	8440	6020
500	26.7	9.3	3.0	64.2	9720	6690
630	29.9	9.3	3.1	68.0	11260	7440

21/35kV三芯交联聚乙烯绝缘钢丝铠装聚氯乙烯/聚乙烯护套电力电缆。(YJV32 YJLV32)
21/35kV 3-Core XLPE Insulated Steel Wire Armoured PVC/PE Sheathed Power Cable.

标称截面 Num.cross-section of conductor mm²	导体直径 Diameter of conductor mm	绝缘厚度 Insulation thickness mm	外护套厚度 Outer sheath thickness mm	电缆近似外径 Approx.overall diameter of cable mm	电缆近似重量 Approx.weight of cable kg/km	
					YJV	YJLV
50	8.3	9.3	3.7	86.0	10890	9960
70	9.8	9.3	3.8	89.6	12030	10740
95	11.5	9.3	4.0	93.7	13430	11670
120	12.9	9.3	4.1	97.0	14630	12420
150	14.5	9.3	4.2	100.8	16100	13330
185	16.0	9.3	4.3	104.4	17680	14260
240	18.3	9.3	4.5	109.9	20140	15710
300	20.5	9.3	4.6	115.1	22610	17070
400	23.5	9.3	4.9	122.3	26680	19290
500	26.7	9.3	5.1	129.4	30750	21520
630	29.9	9.3	5.3	137.5	35730	24090

26/35kV单芯交联聚乙烯绝缘聚氯乙烯/聚乙烯护套电力电缆。(YJV YJLV)
26/35kV 1-Core XLPE Insulated PVC/PE Sheathed Power Cable.

标称截面 Num.cross-section of conductor mm²	导体直径 Diameter of conductor mm	绝缘厚度 Insulation thickness mm	外护套厚度 Outer sheath thickness mm	电缆近似外径 Approx.overall diameter of cable mm	电缆近似重量 Approx.weight of cable kg/km	
					YJV	YJLV
50	8.3	10.5	2.2	38.7	1727	1437
70	9.8	10.5	2.2	40.2	1980	1570
95	11.5	10.5	2.3	42.1	2335	1750
120	12.9	10.5	2.4	43.7	2650	1910
150	14.5	10.5	2.4	45.3	3016	2090
185	16.0	10.5	2.5	47.0	3377	2270
240	18.3	10.5	2.5	49.3	3996	2550
300	20.5	10.5	2.6	51.7	4733	2870
400	23.5	10.5	2.7	54.9	5723	3308
500	26.7	10.5	2.8	59.8	7068	3970
630	29.9	10.5	3.0	63.6	8418	4550

26/35kV三芯交联聚乙烯绝缘聚氯乙烯/聚乙烯护套电力电缆。(YJV YJLV)
26/35kV 3-Core XLPE Insulated PVC/PE Sheathed Power Cable.

标称截面 Num.cross-section of conductor mm²	导体直径 Diameter of conductor mm	绝缘厚度 Insulation thickness mm	外护套厚度 Outer sheath thickness mm	电缆近似外径 Approx.overall diameter of cable mm	电缆近似重量 Approx.weight of cable kg/km	
					YJV	YJLV
50	8.3	10.5	3.6	80.8	6030	5150
70	9.8	10.5	3.7	84.2	6900	5650
95	11.5	10.5	3.8	88.1	8060	6282
120	12.9	10.5	3.9	91.3	9070	6830
150	14.5	10.5	4.0	94.9	10290	7470
185	16.0	10.5	4.1	98.4	11490	8120
240	18.3	10.5	4.2	103.5	13550	9140
300	20.5	10.5	4.4	108.7	15950	10290
400	23.5	10.5	4.6	115.5	19180	11830

QUNXING WIRE AND CABLE
QUNXING WIRE AND CABLE

26/35kV单芯交联聚乙烯绝缘钢带铠装聚氯乙烯/聚乙烯护套电力电缆。(YJV22 YJLV22)
26/35kV 1-Core XLPE Insulated Steel Tape Armoured PVC/PE Sheathed Power Cable.

标称截面 Num.cross-section of conductor mm²	导体直径 Diameter of conductor mm	绝缘厚度 Insulation thickness mm	外护套厚度 Outer sheath thickness mm	电缆近似外径 Approx.overall diameter of cable mm	电缆近似重量 Approx.weight of cable kg/km	
					YJV22	YJLV22
50	8.3	10.5	2.4	43.7	2600	2320
70	9.8	10.5	2.4	45.2	2890	2480
95	11.5	10.5	2.5	47.1	3270	2690
120	12.9	10.5	2.5	48.7	3600	2860
150	14.5	10.5	2.6	50.5	4020	3090
185	16.0	10.5	2.6	52.0	4410	3305
240	18.3	10.5	2.7	54.7	5110	3660
300	20.5	10.5	2.8	57.1	5900	4040
400	23.5	10.5	2.9	60.5	6340	4520
500	26.7	10.5	3.0	65.6	8380	5290
630	29.9	10.5	3.1	69.2	9790	5910

26/35kV三芯交联聚乙烯绝缘钢带铠装聚氯乙烯/聚乙烯护套电力电缆。(YJV22 YJLV22)
26/35kV 3-Core XLPE Insulated Steel Tape Armoured PVC/PE Sheathed Power Cable.

标称截面 Num.cross-section of conductor mm²	导体直径 Diameter of conductor mm	绝缘厚度 Insulation thickness mm	外护套厚度 Outer sheath thickness mm	电缆近似外径 Approx.overall diameter of cable mm	电缆近似重量 Approx.weight of cable kg/km	
					YJV22	YJLV22
50	8.3	10.5	3.8	88.6	8700	7820
70	9.8	10.5	3.9	92.0	9690	8430
95	11.5	10.5	4.1	86.3	11050	9270
120	12.9	10.5	4.2	99.7	12210	9970
150	14.5	10.5	4.3	103.3	13560	10730
185	16.0	10.5	4.4	107.0	14880	11500
240	18.3	10.5	4.6	112.5	17210	1280
300	20.5	10.5	4.7	117.7	19760	14100
400	23.5	10.5	5.0	125.1	23390	16080

26/35kV单芯交联聚乙烯绝缘钢丝铠装聚氯乙烯/聚乙烯护套电力电缆。(YJV32 YJLV32)
26/35kV 1-Core XLPE Insulated Steel Wire Armoured PVC/PE Sheathed Power Cable.

标称截面 Num.cross-section of conductor mm²	导体直径 Diameter of conductor mm	绝缘厚度 Insulation thickness mm	外护套厚度 Outer sheath thickness mm	电缆近似外径 Approx.overall diameter of cable mm	电缆近似重量 Approx.weight of cable kg/km	
					YJV32	YJLV32
50	8.3	10.5	2.5	46.9	4030	3490
70	9.8	10.5	2.5	48.4	4380	3710
95	11.5	10.5	2.6	50.3	4830	3990
120	12.9	10.5	2.6	51.9	5250	4260
150	14.5	10.5	2.7	53.7	5730	4540
185	16.0	10.5	2.7	55.2	6160	4790
240	18.3	10.5	2.8	57.9	6940	5230
300	20.5	10.5	2.9	60.3	7810	5690
400	23.5	10.5	3.0	63.7	8990	6310
500	26.7	10.5	3.1	68.8	10500	7140
630	29.9	10.5	3.3	72.6	12080	7950

26/35kV三芯交联聚乙烯绝缘钢丝铠装聚氯乙烯/聚乙烯护套电力电缆。(YJV32 YJLV32)
26/35kV 3-Core XLPE Insulated Steel Wire Armoured PVC/PE Sheathed Power Cable.

标称截面 Num.cross-section of conductor mm²	导体直径 Diameter of conductor mm	绝缘厚度 Insulation thickness mm	外护套厚度 Outer sheath thickness mm	电缆近似外径 Approx.overall diameter of cable mm	电缆近似重量 Approx.weight of cable kg/km	
					YJV32	YJLV32
50	8.3	10.5	3.9	91.9	12620	11740
70	9.8	10.5	4.1	95.5	13820	12560
95	11.5	10.5	4.2	99.6	15360	13590
120	12.9	10.5	4.3	103.0	16700	14460
150	14.5	10.5	4.4	106.6	18280	15460
185	16.0	10.5	4.6	110.0	19595	16335
240	18.3	10.5	4.8	115.2	22105	17820
300	20.5	10.5	4.8	120.8	25360	20280
400	23.5	10.5	5.1	127.8	31580	25050

QUNXING WIRE AND CABLE
QUNXING WIRE AND CABLE

电缆载流量 The Current corrving capacity

3.6/6kV--12/20kV(A)

导体 Conductor	标称截面 Nom.Cross-section of conductor mm²	非铠装电缆 Unarmored				铠装电缆 Armored	
		单芯 Singe-core		三芯 3-core		三芯 3-core	
		在空气中 In air	在土壤中 Direct-Buried	在空气中 In air	在土壤中 Direct-Buried	在空气中 In air	在土壤中 Direct-Buried
铜导体 Copper conductor	25	165	160	135	150	135	150
	35	205	190	160	180	165	175
	50	245	225	195	210	195	205
	70	305	275	245	260	245	255
	95	370	330	300	305	300	300
	120	430	375	345	350	345	345
	150	490	425	395	390	390	385
	185	560	480	455	445	445	435
	240	665	555	540	515	525	505
	300	765	630	615	580	595	565
	400	890	725	720	660	695	645
	500	1030	825	820	760	790	740
铝导体 Aluminum conductor	25	130	120	105	115	105	115
	35	155	145	130	140	130	140
	50	190	175	155	165	150	165
	70	235	215	190	200	190	195
	95	290	255	235	240	230	235
	120	335	290	270	275	365	270
	150	380	330	310	305	305	300
	185	435	370	355	350	350	340
	240	515	435	420	405	410	390
	300	595	490	485	455	470	445
	400	695	565	575	525	550	510
	500	810	650	670	605	640	585

18/30kV--26/35kV(A)

导体 Conductor	标称截面 Nom.Cross-section of conductor mm²	非铠装电缆 Unarmored				铠装电缆 Armored	
		单芯 Singe-core		三芯 3-core		三芯 3-core	
		在空气中 In air	在土壤中 Direct-Buried	在空气中 In air	在土壤中 Direct-Buried	在空气中 In air	在土壤中 Direct-Buried
铜导体 Copper conductor	50	245	225	215	210	210	210
	70	305	275	270	265	260	260
	95	370	330	325	315	330	315
	120	425	375	370	355	360	350
	150	485	420	425	400	410	390
	185	555	475	480	450	465	445
	240	650	555	565	525	545	515
	300	745	630	645	590	610	565
	400	870	720	750	675	710	645
	500	1000	825	-	-	-	-
铝导体 Aluminum conductor	630	1160	940	-	-	-	-
	50	190	175	165	170	165	165
	70	235	215	210	200	200	200
	95	285	255	250	245	255	245
	120	330	290	290	275	280	270
	150	375	325	330	315	320	300
	185	430	370	375	350	365	345
	240	505	430	440	410	425	400
	300	580	492	505	460	475	445
	400	680	565	590	530	550	510
	500	790	645	-	-	-	-
	630	920	740	-	-	-	-

电缆主要技术参数 Main techmical data of cable

20℃时导体最大直流电阻 Max.D.C. Resistance of conductor at 20℃

导体标称截面 Nominal cross sectional area of conductor mm²	铜导体 Copper conductor	铝导体 Aluminum conductor
25	0.727	1.20
35	0.524	0.868
50	0.387	0.641
70	0.268	0.443
95	0.193	0.320
120	0.153	0.253
150	0.124	0.206
185	0.0991	0.164
240	0.0754	0.125
300	0.0601	0.100
400	0.0470	0.0778
500	0.0366	0.0605
630	0.0283	0.0469

电压试验、局部放电试验 Voltage test and Partial discharge test

序号 number	试验项目 Test items	额定电压 Rated voltage kV						
		3.6/6	6/6 6/10	8.7/10 8.7/15	12/20	18/20 18/30	21/35	26/35
1	工频交流电压试验 Power frequency A.C. Voltage test kV/5min	12.2	21	30.5	42	63	73.5 (53) *	91 (65) *
2	四小时工频交流电压试验 A-C. Voltage test for 4 hours. kV	14.4	24	34.8	48	72	84	104
3	冲击电压试验 Impulse voltage test kV	60	75	95	125	170	200	250
4	局部放电试验 1.73U0下最大局部放电量 Partial discharge test Maximum discharge at 1.73 U0 pC	5	5	5	5	5	5	5

*21/35kV和26/25kV电缆工频耐压试验可根据用户要求，按2.5U0×30min或U0×5min进行试验。
The power-frequecy Voltage test of cables for rated voltage 21/35kV or 26/35kV shall be done upon requestaccording to 2.5U0×30min or 3.5U0×5min

QUNXING WIRE AND CABLE

导体短路电流　Short-circuit current

导体标称截面 Nominal cross sectional area of conductor mm²	90℃导体最大允许短路电流（1秒） Conductor maximum short circuit current （1s）at 90℃ A	
	铜导体 Copper conductor	铝导体 Aluminum conductor
25	3.69	2.42
35	5.15	3.37
50	7.31	4.79
70	10.2	6.68
95	13.8	9.03
120	17.4	11.4
150	21.7	14.2
185	26.7	17.5
240	34.6	22.6
300	43.1	28.2
400	57.4	37.6
500	71.7	47.0
630	88.8	58.0

注：$I_k=I_1\sqrt{t_k}$　I_k–t_k秒钟短路电流　t_k–k秒钟　I_1–1秒钟短路电流（见上表）

Notes: $I_k=I_1\sqrt{t_k}$　I_k-Short-circuit current（t_k.sec）　t_k-k.Sec　I_1-Short-circuit current(1s)（see above）

电容、电感（参考值）Capacitance and inductance of cable（reference value）

电容　Capacitance

导体标称截面 Nominal cross sectional area of conductor mm²	额定电压 Rated voltage kV						
	3.6/6	6/6 6/10	8.7/10 8.7/15	12/20	18/20 18/30	21/35	26/35
	每相电容 Capacitance/phase μF/km						
25	0.2423	0.1922	0.1576	0.1378	0.1163	0.1064	0.0992
35	0.2684	0.2116	0.1725	0.1502	0.1251	0.1140	0.1061
50	0.3022	0.2367	0.1917	0.1661	0.1363	0.1239	0.1150
70	0.3462	0.2693	0.2167	0.1868	0.1508	0.1365	0.1263
95	0.3875	0.2999	0.2400	0.2060	0.1643	0.1483	0.1368
120	0.4236	0.3266	0.2603	0.2228	0.1760	0.1584	0.1460
150	0.4647	0.3570	0.2834	0.2418	0.1893	0.1700	0.1563
185	0.5059	0.3873	0.3123	0.2656	0.2026	0.1815	0.1665
240	0.5430	0.4290	0.3439	0.2916	0.2207	0.1972	0.1805
300	0.5589	0.4706	0.3755	0.3175	0.2387	0.2128	0.1945
400	0.5940	0.5311	0.4213	0.3551	0.2648	0.2354	0.2146
500	0.6167	0.5839	0.4613	0.3880	0.2876	0.2551	0.2321
630	0.6848	0.6481	0.5099	0.4278	0.3151	0.2789	0.2533

单芯电缆电感　Indrctance of single core cable

导体标称截面 Nominal cross sectional area of conductor mm²	额定电压 Rated voltage kV						
	3.6/6	6/6 6/10	8.7/10 8.7/15	12/20	18/30	21/35	26/35
	电感 Indrctance mH/km						
25	0.5954	0.6143	0.6474	-	-	-	-
35	0.5753	0.5932	0.6248	0.6390	-	-	-
50	0.5543	0.5711	0.6011	0.6145	0.6501	0.6675	0.6751
70	0.5357	0.5486	0.5765	0.5919	0.6252	0.6394	0.6467
95	0.5172	0.5318	0.5608	0.5726	0.6043	0.6180	0.6279
120	0.5059	0.5197	0.5473	0.5586	0.5891	0.6051	0.6118
150	0.4949	0.5079	0.5341	0.5449	0.5740	0.5895	0.5959
185	0.4885	0.5006	0.5252	0.5354	0.5640	0.5760	0.5839
240	0.4790	0.4890	0.5143	0.5216	0.5487	0.5615	0.5677
300	0.4749	0.4818	0.5032	0.5102	0.5376	0.5484	0.5540
400	0.4660	0.4702	0.4927	0.4991	0.5219	0.5343	0.5395
500	0.4600	0.4619	0.4848	0.4907	0.5128	0.5224	0.5272
630	0.4547	0.4563	0.4748	0.4827	0.5012	0.5101	0.5161

注：以上为s=2D时的电感，其中D为电缆外径；s为电缆中心距离。

Note:Inductance Value above is the Value at s=2D(D-the cable diameter S-distance between cable centers)

三芯电缆电感　Indrctance of three core cable

导体标称截面 Nominal cross sectional area of conductor mm²	额定电压 Rated voltage kV						
	3.6/6	6/6 6/10	8.7/10 8.7/15	12/20	18/30	21/35	26/35
	电感 Indrctance mH/km						
25	0.3552	0.3797	0.4061	0.4274	-	-	-
35	0.3384	0.3613	0.3862	0.4064	-	-	-
50	0.3211	0.3423	0.3655	0.3845	0.4396	0.4537	0.4679
70	0.3040	0.3232	0.3445	0.3620	0.4145	0.4286	0.4427
95	0.2915	0.3092	0.3290	0.3454	0.3956	0.4082	0.4208
120	0.2826	0.2992	0.3178	0.3392	0.3799	0.3909	0.4019
150	0.2742	0.2897	0.3071	0.3217	0.3642	0.3752	0.3862
185	0.2672	0.2817	0.3009	0.3145	0.3485	0.3611	0.3737
240	0.2608	0.2726	0.2904	0.3030	0.3360	0.3486	0.3611
300	0.2576	0.2651	0.2817	0.2935	0.3266	0.3776	0.3485
400	0.2516	0.2564	0.2714	0.2822	0.3014	0.3140	0.3266
500	0.2480	0.2503	0.2641	0.2742	-	-	-
630	0.2421	0.2442	0.2596	0.2661	-	-	-

QUNXING WIRE AND CABLE
QUNXING WIRE AND CABLE

金属屏蔽层的短路电流 Short circuit current of mechanic-screen

单芯电缆 single core

导体标称截面 Nominal cross sectional area of conductor mm²	额定电压 Rated voltagekV						
	3.6/6	6/6 6/10	8.7/10 8.7/15	12/20	18/30	21/35	26/35
	短路电流 Short circuit current A						
25	1075	1083	1094	-	-	-	-
35	1074	1082	1092	1096	-	-	-
50	1072	1083	1091	1095	1284	1286	1288
70	1070	1079	1090	1091	1281	1285	1286
95	1069	1077	1086	1272	1280	1284	1283
120	1068	1077	1266	1271	1279	1280	1282
150	1067	1076	1265	1270	1278	1279	1282
185	1064	1251	1264	1267	1275	1279	1279
240	1241	1250	1262	1266	1274	1276	1278
300	1239	1246	1261	1265	1271	1275	1277
400	1240	1245	1256	1260	1270	1272	1274
500	1243	1244	1253	1257	1266	1272	1273
630	1236	1238	1252	1253	1265	1270	1270

三芯电缆 three cores

导体标称截面 Nominal cross sectional area of conductor mm²	额定电压 Rated voltagekV						
	3.6/6	6/6 6/10	8.7/10 8.7/15	12/20	18/30	21/35	26/35
	短路电流 Short circuit current A						
25	2958	2958	2958	-	-	-	-
35	2958	2958	2958	2958	-	-	-
50	2958	2958	2958	2958	3031	3031	3031
70	2958	2958	2958	2958	3031	3031	3031
95	2958	2958	2958	3031	3031	3031	3031
120	2958	2958	3031	3031	3031	3031	3031
150	2958	2958	3031	3031	3031	3031	3031
185	2958	3031	3031	3031	3031	3031	3031
240	3031	3031	3031	3031	3031	3031	3031
300	3031	3031	3031	3031	3031	3031	3031
400	3031	3031	3031	3031	3031	3031	3031
500	3031	3031	3031	3031	-	-	-
630	3031	3031	3031	3031	-	-	-

QUNXING WIRE AND CABLE
QUNXING WIRE AND CABLE

铜芯聚氯乙烯绝缘聚氯乙烯护套控制电缆(kVV)
Copper conductor ,PVC insulated sheathed control cable(kVV)

芯数及导体标称截面 Number and nominal cross-section of conductor mm²	导体结构 Conductor structure	绝缘厚度 Insulation thickness		护套厚度 Sheath thickness		电缆近似外径 Approx.cable dia.		电缆近似重量 Approx.cable weight	
	No./Φmm	mm		mm		mm		Kg/km	
	—	450/750V	0.6/1kV	450/750V	0.6/1kV	450/750V	0.6/1kV	450/750V	0.6/1kV
7×0.75	1/0.97	0.6	0.8	1.2	1.8	9.5	11.9	123	176
7×0.75	7/0.37	0.6	0.8	1.2	1.8	9.9	12.3	129	184
7×1	1/4.13	0.6	0.8	1.2	1.8	10.0	12.4	146	200
7×1	7/0.43	0.6	0.8	1.2	1.8	10.5	12.9	152	209
7×1.5	1/1.38	0.7	0.8	1.2	1.8	11.3	13.1	198	244
7×1.5	7/0.52	0.7	0.8	1.2	1.8	11.9	13.7	204	253
7×2.5	1/1.78	0.8	0.8	1.5	1.8	13.7	14.3	308	327
7×2.5	7/0.68	0.8	0.8	1.5	1.8	14.5	15.1	323	343
7×4	1/2.25	0.8	1.0	1.5	1.8	15.2	17.0	423	480
7×4	7/0.85	0.8	1.0	1.5	1.8	16.1	17.9	437	497
7×6	1/2.76	0.8	1.0	1.5	1.8	16.7	18.5	585	649
7×6	7/1.04	0.8	1.0	1.5	1.8	17.8	19.6	602	669
7×10	7/1.35	1.0	1.0	1.7	1.8	22.2	22.4	975	985
8×0.75	1/0.97	0.6	0.8	1.2	1.8	10.2	12.7	140	198
8×0.75	7/0.37	0.6	0.8	1.2	1.8	10.6	13.1	147	208
8×1	1/1.13	0.6	0.8	1.2	1.8	10.7	13.2	166	227
8×1	7/0.43	0.6	0.8	1.2	1.8	11.2	13.7	174	237
8×1.5	1/1.38	0.7	0.8	1.5	1.8	12.8	14.0	243	277
8×1.5	7/0.52	0.7	0.8	1.5	1.8	13.4	14.6	251	287
8×2.5	1/1.78	0.8	0.8	1.5	1.8	14.8	15.4	352	372
8×2.5	7/0.68	0.8	0.8	1.5	1.8	15.6	16.2	370	392
8×4	1/2.25	0.8	1.0	1.5	1.8	16.3	18.2	485	549
8×4	7/0.85	0.8	1.0	1.5	1.8	17.3	19.2	502	569
8×6	1/2.76	0.8	1.0	1.7	1.8	18.4	19.9	675	728
8×6	7/1.04	0.8	1.0	1.7	1.8	19.6	21.1	693	750
10×10	7/1.35	1.0	1.0	1.7	1.8	24.0	24.2	1097	108
10×0.75	1/0.97	0.6	0.8	1.2	1.8	11.7	14.5	172	241
10×0.75	7/0.37	0.6	0.8	1.2	1.8	12.2	15.0	181	253
10×1	1/1.13	0.6	0.8	1.5	1.8	12.9	15.1	221	277
10×1	7/0.43	0.6	0.8	1.5	1.8	13.6	15.8	232	290
10×1.5	1/1.38	0.7	0.8	1.5	1.8	14.7	16.1	299	340
10×1.5	7/0.52	0.7	0.8	1.5	1.8	15.4	16.8	309	352
10×2.5	1/1.78	0.8	0.8	1.5	1.8	17.1	17.7	435	459
10×2.5	7/0.68	0.8	0.8	1.5	1.8	18.2	18.8	458	483
10×4	1/2.25	0.8	1.0	1.7	1.8	19.4	21.2	619	680
10×4	7/0.85	0.8	1.0	1.7	1.8	20.6	22.4	641	705
10×6	1/2.76	0.8	1.0	1.7	1.8	21.4	23.2	837	904
10×6	7/1.04	0.8	1.0	1.7	1.8	22.9	24.7	861	931
10×10	7/1.35	1.0	1.0	1.7	1.9	28.2	28.6	1366	1391

铜芯聚氯乙烯绝缘聚氯乙烯护套控制电缆(kVV)
Copper conductor ,PVC insulated sheathed control cable(kVV)

芯数及导体标称截面 Number and nominal cross-section of conductor mm²	导体结构 Conductor structure	绝缘厚度 Insulation thickness		护套厚度 Sheath thickness		电缆近似外径 Approx.cable dia.		电缆近似重量 Approx.cable weight	
	No./Φmm	mm		mm		mm		Kg/km	
	–	450/750V	0.6/1kV	450/750V	0.6/1kV	450/750V	0.6/1kV	450/750V	0.6/1kV
12×0.75	1/0.97	0.6	0.8	1.5	1.8	12.6	14.9	212	270
12×0.75	7/0.37	0.6	0.8	1.5	1.8	13.2	15.5	222	283
12×1	1/1.13	0.6	0.8	1.5	1.8	13.3	15.5	250	311
12×1	7/0.43	0.6	0.8	1.5	1.8	13.9	16.2	262	326
12×1.5	1/1.38	0.7	0.8	1.5	1.8	15.1	16.6	341	385
12×1.5	7/0.52	0.7	0.8	1.5	1.8	15.9	17.3	352	398
12×2.5	1/1.78	0.8	0.8	1.5	1.8	17.6	18.2	500	525
12×2.5	7/0.68	0.8	0.8	1.7	1.8	19.1	19.3	543	552
12×4	1/2.25	0.8	1.0	1.7	1.8	20.0	21.9	715	784
12×4	7/0.85	0.8	1.0	1.7	1.8	21.2	23.1	739	811
12×6	1/2.76	0.8	1.0	1.7	1.8	22.1	24.0	973	1048
12×6	7/1.04	0.8	1.0	1.7	1.8	23.6	25.5	998	1078
14×0.75	1/0.97	0.6	0.8	1.5	1.8	13.2	15.5	238	302
14×0.75	7/0.37	0.6	0.8	1.5	1.8	13.8	16.2	249	316
14×1	1/1.13	0.6	0.8	1.5	1.8	13.9	16.3	282	350
14×1	7/0.43	0.6	0.8	1.5	1.8	14.6	17.0	296	366
14×1.5	1/1.38	0.7	0.8	1.5	1.8	15.9	17.4	386	434
14×1.5	7/0.52	0.7	0.8	1.5	1.8	16.7	18.1	399	450
14×2.5	1/1.78	0.8	0.8	1.5	1.8	18.5	19.1	5714	596
14×2.5	7/0.68	0.8	0.8	1.5	1.8	19.7	20.3	600	627
14×4	1/2.25	0.8	1.0	.1.7	1.8	21.0	23.0	818	895
14×4	7/0.85	0.8	1.0	1.7	1.8	22.3	24.3	844	926
14×6	1/2.76	0.8	1.0	1.7	1.8	23.2	25.2	1117	1202
14×6	7/1.04	0.8	1.0	1.7	1.8	24.8	26.8	1145	1236
16×0.75	1/0.97	0.6	0.8	1.5	1.8	13.8	16.3	265	335
16×0.75	7/0.37	0.6	0.8	1.5	1.8	14.5	16.9	278	351
16×1	1/1.13	0.6	0.8	1.5	1.8	14.6	17.0	315	389
16×1	7/0.43	0.6	0.8	1.5	1.8	15.8	17.8	330	408
16×1.5	1/1.38	0.7	0.8	1.5	1.8	16.7	18.2	433	486
16×1.5	7/0.52	0.7	0.8	1.5	1.8	17.5	19.1	448	503
16×2.5	1/1.78	0.8	0.8	1.7	1.8	19.9	20.1	661	670
16×2.5	7/0.68	0.8	0.8	1.7	1.8	21.1	21.3	694	704
190.75	1/0.97	0.6	0.8	1.5	1.8	14.5	17.1	298	375
190.75	7/0.37	0.6	0.8	1.5	1.8	15.2	17.8	312	393
19×1	1/1.13	0.6	0.8	1.5	1.8	15.3	17.9	357	438
19×1	7/0.43	0.6	0.8	1.5	1.8	16.1	18.7	373	458
19×1.5	1/1.38	0.7	0.8	1.5	1.8	17.5	19.1	493	550
19×1.5	7/0.52	0.7	0.8	1.5	1.8	18.4	20.0	508	568
19×2.5	1/1.78	0.8	0.8	1.7	1.8	20.9	21.1	754	764
19×2.5	7/0.68	0.8	0.8	1.7	1.8	22.2	22.4	791	801

电缆敷设运行条件 Installation

导体最高工作温度	Max. Rated temperature of the Cable Conductor	90℃
环境空气温度	Ambient temperature in Air	40℃
土壤温度	Ground Temperature	25℃
土壤热阻系数	Soil thermal resitivity	1.0℃.m/W
埋设温度	Depth of laid	0.8m
仅考虑一个回路	Single-Circuit only	

单芯电缆为水平敷设，间距为一个电缆外径
Single-core cable is installed in parallel.Adjacent space is equivalent to the diameter of the cable.

不同土壤温度下载流量修正系数 Rating factors of current carrying for different soil temperature

土壤温度 ℃ Soil temperature ℃	15	20	25	30	35	40	45
系数 Rating factor	1.07	1.04	1.0	0.96	0.92	0.87	0.83

不同土壤热阻载流量的修正系数 Rating factors of current carrying for different thermal resistivity

土壤热阻 Rating factors for soil Thermal resistivity C。m/W	1.0	1.2	1.5	2.0	2.5	40	45
三芯电缆 Three cores	1.0	0.943	0.877	0.792	0.736	0.675	0.641
单芯电缆 Single cores	1.0	0.934	0.850	0.748	0.692	0.635	0.598

不同环境温度下载流量修正系数 Rating factors of current carrying for different air temperature

环境空气温度 ℃ Air temperature ℃	20	25	30	35	40	45	50
系数 Rating factor	1.18	1.14	1.10	1.05	1.0	0.95	0.89

空气中多根电缆并列敷设时的载流量修正系数 Current rating factors for parallel laid multi-cables in air

电缆根数 Number of cables	排列 Arrangement	S=0	S=20	S=30
1		1.00	1.00	1.00
2		0.85	0.95	1.00
3		0.80	0.95	1.00
4		0.70	0.90	0.95
5		0.70	0.90	0.95
6	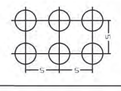	0.60	0.90	0.95

注：D-电缆外径，S-相邻电缆之间的中心距离。
Note: D-The overall diameter of the cables，S-The distance between the adjacent cable center。

QUNXING WIRE AND CABLE
QUNXING WIRE AND CABLE

JOCA 玖开集团

传 世 界 创 未 来

铜芯聚氯乙烯绝缘聚氯乙烯护套控制电缆(kVV)
Copper conductor ,PVC insulated sheathed control cable(kVV)

芯数及导体标称截面 Number and nominal cross-section of conductor mm²	导体结构 Conductor structure	绝缘厚度 Insulation thickness		护套厚度 Sheath thickness		电缆近似外径 Approx.cable dia.		电缆近似重量 Approx.cable weight	
	No./Φmm	mm		mm		mm		Kg/km	
	–	450/750V	0.6/1kV	450/750V	0.6/1kV	450/750V	0.6/1kV	450/750V	0.6/1kV
24×0.75	1/0.97	0.6	0.8	1.5	1.5	16.6	19.6	368	462
24×0.75	7/0.37	0.6	0.8	1.5	1.5	17.5	20.5	386	484
24×1	1/1.13	0.6	0.8	1.5	1.5	17.6	20.6	442	541
24×1	7/0.43	0.6	0.8	1.5	1.5	18.5	21.5	462	566
24×1.5	1/1.38	0.7	0.8	1.7	1.5	20.7	22.1	631	681
24×1.5	7/0.52	0.7	0.8	1.7	1.5	21.8	23.2	651	704
24×2.5	1/1.78	0.8	0.8	1.7	1.5	24.3	24.5	939	950
24×2.5	7/0.68	0.8	0.8	1.7	1.5	25.8	26.0	986	998
27×0.75	1/0.97	0.6	0.8	1.5	1.5	17.0	20.0	403	504
27×0.75	7/0.37	0.6	0.8	1.5	1.5	17.8	20.9	422	528
27×1	1/1.13	0.6	0.8	1.5	1.5	17.9	21.0	485	528
27×1	7/0.43	0.6	0.8	1.5	1.5	18.9	22.0	507	592
27×1.5	1/1.38	0.7	0.8	1.7	1.5	21.1	22.5	694	619
27×1.5	7/0.52	0.7	0.8	1.7	1.5	22.2	23.6	716	749
27×2.5	1/1.78	0.8	0.8	1.7	1.5	24.8	25.0	1038	774
27×2.5	7/0.68	0.8	0.8	1.7	1.5	26.4	26.6	1089	1050
30×0.75	1/0.97	0.6	0.8	1.5	1.5	17.5	20.7	439	1101
30×0.75	7/0.37	0.6	0.8	1.5	1.5	18.4	21.6	461	549
30×1	1/1.13	0.6	0.8	1.7	1.5	18.9	21.7	548	575
30×1	7/0.43	0.6	0.8	1.7	1.5	20.0	22.7	572	646
30×1.5	1/1.38	0.7	0.8	1.7	1.5	21.8	23.3	760	675
30×1.5	7/0.52	0.7	0.8	1.7	1.5	23.0	24.5	784	819
30×2.5	1/1.78	0.8	0.8	1.7	1.5	25.7	25.9	1140	846
30×2.5	7/0.68	0.8	0.8	1.7	1.5	27.3	27.5	1196	1152
37×0.75	1/0.97	0.6	0.8	1.7	1.5	19.2	22.2	542	1209
37×0.75	7/0.37	0.6	0.8	1.7	1.5	20.2	23.2	568	652
37×1	1/1.13	0.6	0.8	1.7	1.5	20.3	23.3	654	771
37×1	7/0.43	0.6	0.8	1.7	1.5	21.4	24.4	684	806
37×1.5	1/1.3.8	0.7	0.8	1.7	1.5	23.5	25.1	913	983
37×1.5	7/0.52	0.7	0.8	1.7	1.5	24.7	26.3	941	1014
37×2.5	1/1.78	0.8	0.8	1.7	1.9	27.7	28.1	1378	1403
37×2.5	7/0.68	0.8	0.8	1.7	1.9	29.5	29.9	1445	1471

QUNXING WIRE AND CABLE
QUNXING WIRE AND CABLE

铜芯聚氯乙烯绝缘聚氯乙烯护套控制电缆(kVV)
Copper conductor ,PVC insulated sheathed control cable(kVV)

芯数及导体标称截面 Number and nominal cross-section of conductor mm²	导体结构 Conductor structure	绝缘厚度 Insulation thickness		护套厚度 Sheath thickness		电缆近似外径 Approx.cable dia.		电缆近似重量 Approx.cable weight	
	No./Φmm	mm		mm		mm		Kg/km	
	–	450/750V	0.6/1kV	450/750V	0.6/1kV	450/750V	0.6/1kV	450/750V	0.6/1kV
44×0.75	1/0.97	0.6	0.8	1.7	1.8	21.4	24.8	635	770
44×0.75	7/0.37	0.6	0.8	1.7	1.8	22.5	25.9	666	802
44×1	1/1.13	0.6	0.8	1.7	1.8	22.6	26.0	769	906
44×1	7/0.43	0.6	0.8	1.7	1.8	23.9	27.3	803	947
44×1.5	1/1.38	0.7	0.8	1.7	1.9	26.2	28.2	1075	1168
44×1.5	7/0.52	0.7	0.8	1.7	1.9	27.7	29.7	1108	1207
44×2.5	1/1.78	0.8	0.8	2.0	2.0	31.6	31.6	1669	1669
44×2.5	7/0.68	0.8	0.8	2.0	2.0	33.7	33.7	1750	1750
48×0.75	1/0.97	0.6	0.8	1.7	1.8	21.7	25.2	681	820
48×0.75	7/0.37	0.6	0.8	1.7	1.8	22.8	26.3	714	860
48×1	1/1.13	0.6	0.8	1.7	1.8	23.0	26.5	826	973
48×1	7/0.43	0.6	0.8	1.7	1.8	24.3	27.8	863	1017
48×1.5	1/1.38	0.7	0.8	1.7	1.9	26.7	28.7	1158	1259
48×1.5	7/0.52	0.7	0.8	1.7	1.9	28.1	30.2	1193	1299
48×2.5	1/1.78	0.8	0.8	2.0	2.0	32.2	32.2	1800	1800
48×2.5	7/0.68	0.8	0.8	2.0	2.1	34.3	34.5	1888	1903
52×0.75	1/0.97	0.6	0.8	1.7	1.8	22.3	25.8	729	878
52×0.75	7/0.37	0.6	0.8	1.7	1.8	23.4	27.0	764	920
52×1	1/1.13	0.6	0.8	1.7	1.8	23.6	27.2	886	1043
52×1	7/0.43	0.6	0.8	1.7	1.9	25.0	28.7	925	1103
52×1.5	1/1.38	0.7	0.8	1.7	1.9	27.4	29.5	1244	1351
52×1.5	7/0.52	0.7	0.8	1.7	2.0	28.9	31.2	1281	1408
52×2.5	1/1.78	0.8	0.8	2.0	2.0	33.0	33.0	1935	1935
52×2.5	7/0.68	0.8	0.8	2.0	2.1	35.2	35.4	2029	2045
61×0.75	1/0.97	0.6	0.8	1.7	1.8	23.5	27.3	837	1008
61×0.75	7/0.37	0.6	0.8	1.7	1.9	24.8	28.8	878	1069
61×1	1/1.13	0.6	0.8	1.7	1.9	25.0	29.0	1020	1213
61×1	7/0.43	0.6	0.8	1.7	1.9	26.4	30.4	1065	1268
61×1.5	1/1.3.8	0.7	0.8	2.0	2.0	29.6	31.4	1476	1572
61×1.5	7/0.52	0.7	0.8	2.0	2.0	31.2	33.0	1521	1621
61×2.5	1/1.78	0.8	0.8	2.0	2.1	35.0	35.2	2238	2254
61×2.5	7/0.68	0.8	0.8	2.0	2.2	37.4	37.8	2346	2380

QUNXING WIRE AND CABLE
QUNXING WIRE AND CABLE

电缆的型号、名称 Type and name

型号 Type	名称 Name	标准 Standards
60227 IEC 01(BV)	一般用途单芯硬导体无护套电缆 Single-core non-sheathed cable with solid conductor for general purposes	GB/T5023-2008 IEC60227-2007
60227 IEC 02(RV)	一般用途单芯软导体无护套电缆 Single-core non-shenthed cable with flexible conductor for general purposes	
60227 IEC 05(BV)	内部布线用导体温度为70℃的单芯实心导体无护套电缆 Single-core non-sheathed cable with solid conductor for internal wiring for a conductor temperature of 70℃	
60227 IEC 06(RV)	内部布线用导体温度为70℃的单芯软导体无护套电缆 Single-core non-sheathed cable with solid flexible conductor for internal wiring for a conductor temperature of 70℃	
60227 IEC 07(BV-90)	内部布线用导体温度为90℃的单芯实心导体无护套电缆 Single-core non-sheathed cable with solid conductor for internal wiring for a conductor temperature of 90℃	
60227 IEC 08(RV-90)	内部布线用导体温度为90℃的单芯软导体无护套电缆 Single-core non-sheathed cable with flexible conductor for internal wiring for a conductor temperature of 90℃	
60227 IEC 10(BVV)	轻型聚氯乙烯护套电缆 Light PVC sheathed cable	
60227 IEC 42(RVB)	扁型无护套软线 Flat non-shenthed flexible	
60227 IEC 52(RVV)	轻型聚氯乙烯护套软线 Light PVC sheathed flexible cord	
60227 IEC 53(RVV)	普通聚氯乙烯护套软线 Ordinary PVC sheathed flexible cord	
60227 IEC 74(RVVYP)	耐油聚氯乙烯护套屏蔽电缆 Oil-proof PVC sheathed,screened cable	
60227 IEC 75(RVVY)	耐油聚氯乙烯护套非屏蔽软电缆 Oil-proof PVC sheathed,non-screened flexible cable	
BV	铜芯聚氯乙烯绝缘电缆 Copper conductor PVC insulated wire	JB/T8734-2012
BLV	铝芯聚氯乙烯绝缘电线 Aluminium conductor PVC insulated wire	
BVR	铜芯聚氯乙烯绝缘软电线 Copper conductor PVC insulated and sheathed round cable	
BVV	铜芯聚氯乙烯绝缘聚氯乙烯护套圆型电缆 Copper conductor PVC insulated and sheathed round cable	
BLVV	铝芯聚氯乙烯绝缘聚氯乙烯护套圆型电缆 Aluminium conductor PVC insulated and sheathed round cable	
BVVB	铜芯聚氯乙烯绝缘聚氯乙烯护套扁型电缆 Copper conductor PVC insulated and sheathed flat cable	
BLVVB	铝芯聚氯乙烯绝缘聚氯乙烯护套扁型电缆 Aluminium conductor PVC insulated and sheathed flat cable	
RVS	铜芯聚氯乙烯绝缘绞型连接用软电线 Copper conductor PVC insulated twisted flexible cord for connection	
RVP	铜芯聚氯乙烯绝缘屏蔽软电线 Copper conductor PVC insulated sheathed flexible cord	
RVP-90	铜芯耐热90℃聚氯乙烯绝缘屏蔽软电线 Copper conductor PVC insulated screened flexible cord for a conductor temperature of 90℃	
RVVP	铜芯聚氯乙烯绝缘屏蔽聚氯乙烯护套软电缆 Copper conductor PVC insulated and sheathed screened flexible cable	

生产范围 Type of cable

型号 Type	额定电压 Rated voltage V	芯数 No.of cores	导体标称截面 Nominal cross-sectional area of conductor mm²	标准 Standards
60227 IEC 01(BV)	450/750	1	1.5~400	GB/T5023-2008 IEC60227-2007
60227 IEC 02(RV)	450/750	1	1.5~240	
60227 IEC 05(BV)	300/500	1	0.5~1	
60227 IEC 06(RV)	300/500	1	0.5~1	
60227 IEC 07(BV-90)	300/500	1	0.5~2.5	
60227 IEC 08(RV-90)	300/500	1	0.5~2.5	
60227 IEC 10(BVV)	300/500	2,3,4,5	1.5~35	
60227 IEC 52(RVV)	300/300	2,3	0.5~0.75	
60227 IEC 53(RVV)	300/500	2,3~24 1)	0.75~6	
BV	300/500	1	0.75~1	JB/T8734-2012
BLV	450/750	1	2.5~630	
BVR	450/750	1	0.75~185	
BVV	300/500	1	0.75~10	
BLVV	300/500	1	2.5~10	
BVVB	300/500	2,3	0.75~10	
BLVVB	300/500	2,3	2.5~10	
RVS	300/300	2	0.5~0.75	
RVVP	300/300	1,2~24 1)	0.3~6	

1）芯数系列：4、5、6、7、10、12、14、16、19和24；

2）芯数系列：2、3、4、5、6、7、12、18、27、36、48和60；

3）可根据顾客要求生产阻燃(ZA)、耐火（NH）、低烟无卤(WD)、防酸碱及交联型等特种系列电线电缆。

1）Number of cores:4、5、6、7、10、12、14、16、19and24；

2）Number of cores:2、3、4、5、6、7、12、18、27、36、48and24；

3）The special types of tire-retardent,flame-resisting,low-fume and low-halogan,low-fume and non-halogan, and acid-alkali-proof as well as acrosslink for these wires and cable may be supplied upon requests.

QUNXING WIRE AND CABLE
QUNXING WIRE AND CABLE

铜芯聚氯乙烯绝缘聚氯乙烯护套编织屏蔽控制电缆(kVVP)
Copper conductor ,PVC insulated and sheathed cooper wire screened control cable(kVVP)

芯数及导体标称截面 Number and nominal cross-section of conductor mm²	导体结构 Conductor structure	绝缘厚度 Insulation thickness		屏蔽铜丝直径 Dia.of the copper wires of the screen	护套厚度 Sheath thickness		电缆近似外径 Approx.cable dia.		电缆近似重量 Approx.cable weight	
	No./Φmm	mm		mm	mm		mm		Kg/km	
	—	450/750V	0.6/1kV	—	450/750V	0.6/1kV	450/750V	0.6/1kV	450/750V	0.6/1kV
2×0.75	7/0.37	0.6	0.8	0.15	1.2	1.8	8.1	9.9	86	126
2×1	7/0.43	0.6	0.8	0.15	1.2	1.8	8.4	10.3	96	137
2×1.5	7/0.52	0.7	0.8	0.15	1.2	1.8	9.4	10.8	120	156
2×2.5	7/0.68	0.8	0.8	0.15	1.2	1.8	10.7	11.8	162	193
2×4	7/0.85	0.8	1.0	0.20	1.5	1.8	12.6	13.8	234	273
2×6	7/1.04	0.8	1.0	0.20	1.5	1.8	13.7	14.9	292	333
2×10	7/1.35	1.0	1.0	0.20	1.5	1.8	16.4	16.8	427	449
3×0.75	7/0.37	0.6	0.8	0.15	1.2	1.8	8.4	10.3	101	144
3×1	7/0.43	0.6	0.8	0.15	1.2	1.8	8.8	10.7	114	158
3×1.5	7/0.52	0.7	0.8	0.15	1.2	1.8	9.8	11.3	144	182
3×2.5	7/0.68	0.8	0.8	0.15	1.2	1.8	11.3	12.3	199	231
3×4	7/0.85	0.8	1.0	0.20	1.5	1.8	13.2	14.5	288	332
3×6	7/1.04	0.8	1.0	0.20	1.5	1.8	14.4	15.7	367	414
3×10	7/1.35	1.0	1.0	0.20	1.5	1.8	17.3	17.7	548	572
4×0.75	7/0.37	0.6	0.8	0.15	1.2	1.8	9.0	11.0	119	167
4×1	7/0.43	0.6	0.8	0.15	1.2	1.8	9.5	11.5	135	185
4×1.5	7/0.52	0.7	0.8	0.15	1.2	1.8	10.6	12.1	173	216
4×2.5	7/0.68	0.8	0.8	0.20	1.5	1.8	13.0	13.5	273	291
4×4	7/0.85	0.8	1.0	0.20	1.5	1.8	14.3	15.7	351	402
4×6	7/1.04	0.8	1.0	0.20	1.5	1.8	15.6	17.1	452	507
4×10	7/1.35	1.0	1.0	0.20	1.7	1.8	19.3	19.3	702	711
5×0.75	7/0.37	0.6	0.8	0.15	1.2	1.8	9.7	11.8	137	191
5×1	7/0.43	0.6	0.8	0.15	1.2	1.8	10.2	12.3	157	214
5×1.5	7/0.52	0.7	0.8	0.15	1.2	1.8	11.4	13.0	203	250
5×2.5	7/0.68	0.8	0.8	0.20	1.5	1.8	14.1	14.5	322	341
5×4	7/0.85	0.8	1.0	0.20	1.5	1.8	15.5	17.0	417	475
5×6	7/1.04	0.8	1.0	0.20	1.5	1.8	17.0	18.5	541	604
5×10	7/1.35	1.0	1.0	0.20	1.7	1.8	21.0	21.0	845	854

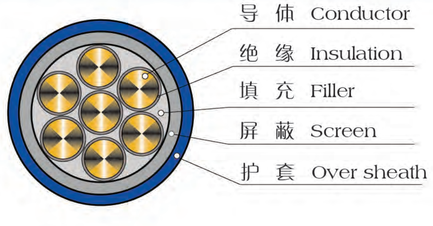

QUNXING WIRE AND CABLE
QUNXING WIRE AND CABLE

铜芯聚氯乙烯绝缘聚氯乙烯护套控制电缆(kVVP)
Copper conductor ,PVC insulated sheathed control cable (kVVP)

芯数及导体标称截面 Number and nominal cross-section of conductor mm²	导体结构 Conductor structure	绝缘厚度 Insulation thickness		屏蔽铜丝直径 Dia.of the copper wires of the screen	护套厚度 Sheath thickness		电缆近似外径 Approx.cable dia.		电缆近似重量 Approx.cable weight	
	No./Φmm	mm		mm	mm		mm		Kg/km	
	—	450/750V	0.6/1kV	—	450/750V	0.6/1kV	450/750V	0.6/1kV	450/750V	0.6/1kV
6×0.75	7/0.37	0.6	0.8	0.15	1.2	1.8	10.4	12.6	154	213
6×1	7/0.43	0.6	0.8	0.15	1.2	1.8	10.9	13.2	177	238
6×1.5	7/0.52	0.7	0.8	0.15	1.5	1.8	12.9	14.0	247	281
6×2.5	7/0.68	0.8	0.8	0.2	1.5	1.8	15.2	15.6	364	385
6×4	7/0.85	0.8	1.0	0.2	1.5	1.8	16.7	18.4	458	552
6×6	7/1.04	0.8	1.0	0.2	1.5	1.8	18.4	20.1	633	705
6×10	7/1.35	1.0	1.0	0.2	1.7	1.8	22.8	22.9	993	1004
7×0.75	7/0.37	0.6	0.8	0.15	1.2	1.8	10.4	12.6	163	223
7×1	7/0.43	0.6	0.8	0.15	1.2	1.8	10.9	13.2	188	251
7×1.5	7/0.52	0.7	0.8	0.15	1.5	1.8	12.9	14.0	263	298
7×2.5	7/0.68	0.8	0.8	0.2	1.5	1.8	15.2	15.6	392	413
7×4	7/0.85	0.8	1.0	0.2	1.5	1.8	16.7	18.4	526	594
7×6	7/1.04	0.8	1.0	0.2	1.5	1.8	18.4	20.1	691	766
7×10	7/1.35	1.0	1.0	0.2	1.7	1.8	22.8	22.9	1091	1101
8×0.75	7/0.37	0.6	0.8	0.15	1.2	1.8	11.1	13.4	183	250
8×1	7/0.43	0.6	0.8	0.15	1.5	1.8	12.3	14.0	229	283
8×1.5	7/0.52	0.7	0.8	0.2	1.5	1.8	14.0	15.1	313	353
8×2.5	7/0.68	0.8	0.8	0.2	1.5	1.8	16.3	16.7	445	467
8×4	7/0.85	0.8	1.0	0.2	1.7	1.8	18.3	19.7	603	663
8×6	7/1.04	0.8	1.0	0.2	1.7	1.8	20.2	21.6	792	856
8×10	7/1.35	1.0	1.0	0.25	1.7	1.8	24.8	24.9	1252	1263
10×0.75	7/0.37	0.6	0.8	0.2	1.5	1.8	13.5	15.5	255	320
10×1	7/0.43	0.6	0.8	0.2	1.5	1.8	14.2	16.3	294	361
10×1.5	7/0.52	0.7	0.8	0.2	1.5	1.8	16.1	17.3	382	430
10×2.5	7/0.68	0.8	0.8	0.2	1.5	1.8	18.8	19.3	547	572
10×4	7/0.85	0.8	1.0	0.2	1.7	1.8	21.3	22.9	743	816
10×6	7/1.04	0.8	1.0	0.25	1.7	1.8	23.7	25.4	1005	1086
10×10	7/1.35	1.0	1.0	0.25	1.7	1.8	29.1	29.3	1552	1578
12×0.75	7/0.37	0.6	0.8	0.2	1.5	1.8	13.8	16.0	282	352
12×1	7/0.43	0.6	0.8	0.2	1.5	1.8	14.6	16.7	326	400
12×1.5	7/0.52	0.7	0.8	0.2	1.5	1.8	16.5	17.8	428	479
12×2.5	7/0.68	0.8	0.8	0.2	1.7	1.8	19.8	19.8	636	654
12×4	7/0.85	0.8	1.0	0.2	1.7	1.8	21.9	23.6	846	928
12×6	7/1.04	0.8	1.0	0.25	1.7	1.8	24.5	26.2	1150	1241
14×0.75	7/0.37	0.6	0.8	0.2	1.5	1.8	14.4	16.7	313	390
14×1	7/0.43	0.6	0.8	0.2	1.5	1.8	15.2	17.5	364	444
14×1.5	7/0.52	0.7	0.8	0.2	1.5	1.8	17.3	18.6	479	535
14×2.5	7/0.68	0.8	0.8	0.2	1.7	1.8	20.7	20.8	717	726
14×4	7/0.85	0.8	1.0	0.2	1.7	1.8	23.0	24.8	959	1050
14×6	7/1.04	0.8	1.0	0.25	1.7	1.8	25.7	27.5	1306	1409

QUNXING WIRE AND CABLE
QUNXING WIRE AND CABLE

铜芯聚氯乙烯绝缘聚氯乙烯护套编织屏蔽控制电缆(KVVP)
Copper conductor ,PVC insulated and sheathed cooper wire screened control cable(KVVP)

芯数及导体标称截面 Number and nominal cross-section of conductor mm²	导体结构 Conductor structure	绝缘厚度 Insulation thickness		屏蔽铜丝直径 Dia.of the copper wires of the screen	护套厚度 Sheath thickness		电缆近似外径 Approx.cable dia.		电缆近似重量 Approx.cable weight	
	No./Φmm	mm		mm	mm		mm		Kg/km	
	—	450/750V	0.6/1kV	—	450/750V	0.6/1kV	450/750V	0.6/1kV	450/750V	0.6/1kV
16×0.75	7/0.37	0.6	0.8	0.2	1.5	1.8	15.1	17.4	345	429
16×1	7/0.43	0.6	0.8	0.2	1.5	1.8	16.0	18.3	102	490
16×1.5	7/0.52	0.7	0.8	0.2	1.5	1.8	18.2	19.6	533	593
16×2.5	7/0.68	0.8	0.8	0.2	1.7	1.8	21.8	21.8	800	809
19×0.75	7/0.85	0.6	0.8	0.2	1.5	1.8	15.8	18.3	383	475
19×1	7/1.04	0.6	0.8	0.2	1.5	1.8	16.7	19.2	450	546
19×1.5	7/1.35	0.7	0.8	0.2	1.7	1.8	19.5	20.5	6146	665
19×2.5	7/0.37	0.8	0.8	0.2	1.7	1.8	22.9	22.9	904	914
24×0.75	7/0.43	0.6	0.8	0.2	1.5	1.8	18.1	21.0	469	581
24×1	7/0.52	0.6	0.8	0.2	1.7	1.8	19.6	22.0	570	670
24×1.5	7/0.68	0.7	0.8	0.2	1.7	1.8	22.4	23.7	759	818
24×2.5	7/0.85	0.8	0.8	0.25	1.7	1.8	26.7	26.7	1150	1162
27×0.75	7/1.04	0.6	0.8	0.2	1.5	1.8	18.5	21.4	508	628
27×1	7/1.35	0.6	0.8	0.2	1.7	1.8	20.0	22.5	618	726
27×1.5	7/0.37	0.7	0.8	0.2	1.7	1.8	22.9	24.1	827	891
27×2.5	7/0.43	0.8	0.8	0.25	1.7	1.8	27.3	27.3	1258	1271
30×0.75	7/0.52	0.6	0.8	0.2	1.7	1.8	19.5	22.1	568	679
30×1	7/0.68	0.6	0.8	0.2	1.7	1.8	20.6	23.2	670	787
30×1.5	7/0.85	0.7	0.8	0.25	1.7	1.8	23.8	25.2	926	997
30×2.5	7/1.04	0.8	0.8	0.25	1.7	1.8	28.2	28.2	1373	1385
37×0.75	7/1.35	0.6	0.8	0.2	1.7	1.8	20.8	23.7	666	797
37×1	7/0.37	0.6	0.8	0.2	1.7	1.8	22.1	24.9	790	928
37×1.5	7/0.43	0.7	0.8	0.25	1.7	1.8	25.6	27.0	1096	1179
37×2.5	7/0.52	0.8	0.8	0.25	2.0	2.0	30.9	30.8	1679	1679
44×0.75	7/0.68	0.6	0.8	0.25	1.7	1.8	23.3	26.6	803	960
44×1	7/0.85	0.6	0.8	0.25	1.7	1.8	24.8	28.0	952	1117
44×1.5	7/1.04	0.7	0.8	0.25	1.7	1.9	28.5	30.4	1284	1395
44×2.5	7/1.35	0.8	0.8	0.3	2.0	2.1	34.8	34.8	2011	2027
48×0.75	7/0.37	0.6	0.8	0.25	1.7	1.8	23.7	27.0	854	1021
48×1	7/0.43	0.6	0.8	0.25	1.7	1.8	25.2	28.5	1015	1191
48×1.5	7/0.52	0.7	0.8	0.25	1.7	1.9	29.0	30.9	1374	1491
48×2.5	7/0.68	0.8	0.8	0.3	2.0	2.1	35.3	35.4	2155	2171
52×0.75	7/0.85	0.6	0.8	0.25	1.7	1.8	24.3	27.7	909	1087
52×1	7/1.04	0.6	0.8	0.25	1.7	1.9	25.8	29.4	1082	1282
52×1.5	7/0.37	0.7	0.8	0.25	2.0	2.0	30.4	31.9	1508	1606
52×2.5	7/0.43	0.8	0.8	0.3	2.2	2.2	36.7	36.5	2338	2338
61×0.75	7/0.52	0.6	0.8	0.25	1.7	1.9	25.6	29.5	1032	1248
61×1	7/0.68	0.6	0.8	0.25	1.7	2.0	27.3	31.3	1233	1474
61×1.5	7/0.85	0.7	0.8	0.25	2.0	2.0	32.1	33.7	1722	1834
61×2.5	7/1.04	0.8	0.8	0.3	2.2	2.2	38.8	38.7	2678	2678

QUNXING WIRE AND CABLE
QUNXING WIRE AND CABLE

铜芯聚氯乙烯绝缘聚氯乙烯护套铜带屏蔽控制电缆(KVVP2)
Copper conductor ,PVC insulated and sheathed cooper tape screened control cable(KVVP2)

芯数及导体标称截面 Number and nominal cross-section of conductor mm²	导体结构 Conductor structure	绝缘厚度 Insulation thickness		铜带厚度 Thickness of copper tape	护套厚度 Sheath thickness		电缆近似外径 Approx.cable dia.		电缆近似重量 Approx.cable weight	
	No./Φmm	mm		mm	mm		mm		Kg/km	
	—	450/750V	0.6/1kV	—	450/750V	0.6/1kV	450/750V	0.6/1kV	450/750V	0.6/1kV
2×1.5	1/1.38	0.7	0.8	1×0.05	1.2	1.8	8.6	9.6	104	130
2×2.5	1/1.78	0.8	0.8	1×0.05	1.2	1.8	9.8	10.8	153	166
2×4	1/2.25	0.8	1.0	1×0.05	1.2	1.8	10.7	11.8	194	216
2×6	1/2.76	0.8	1.0	1×0.05	1.2	1.8	11.7	12.8	246	270
2×10	7/1.35	1.0	1.0	1×0.05	1.5	1.8	15.7	16.2	399	405
3×1.5	1/1.38	0.7	0.8	1×0.05	1.2	1.8	9.0	10.0	126	155
3×2.5	1/1.78	0.8	0.8	1×0.05	1.2	1.8	10.3	11.3	187	201
3×4	1/2.25	0.8	1.0	1×0.05	1.2	1.8	11.3	12.3	244	270
3×6	1/2.76	0.8	1.0	1×0.05	1.2	1.8	12.4	13.4	316	345
3×10	7/1.35	1.0	1.0	1×0.05	1.5	1.8	16.6	17.1	517	524
4×0.75	1/0.97	0.6	0.8	1×0.05	1.2	1.8	8.2	10.3	102	145
4×1	1/1.13	0.6	0.8	1×0.05	1.2	1.8	8.6	10.6	117	161
4×1.5	1/1.38	0.7	0.8	1×0.05	1.2	1.8	9.7	11.2	152	190
4×2.5	1/1.78	0.8	0.8	1×0.05	1.5	1.8	11.8	12.2	228	243
4×4	1/2.25	0.8	1.0	1×0.05	1.5	1.8	12.9	14.3	301	344
4×6	1/2.76	0.8	1.0	1×0.05	1.5	1.8	14.1	15.5	394	441
4×10	7/1.35	1.0	1.0	1×0.05	1.7	1.8	18.6	18.7	650	657
5×0.75	1/0.97	0.6	0.8	1×0.05	1.2	1.8	8.9	11.0	119	167
5×1	1/1.13	0.6	0.8	1×0.05	1.2	1.8	9.3	11.4	137	187
5×1.5	1/1.38	0.7	0.8	1×0.05	1.5	1.8	11.1	12.1	194	221
5×2.5	1/1.78	0.8	0.8	1×0.05	1.5	1.8	12.7	13.2	270	287
5×4	1/2.25	0.8	1.0	1×0.05	1.5	1.8	14.0	15.5	360	410
5×6	1/2.76	0.8	1.0	1×0.05	1.5	1.8	15.4	16.9	475	530
5×10	7/1.35	1.0	1.0	1×0.05	1.7	1.8	20.3	20.4	787	795

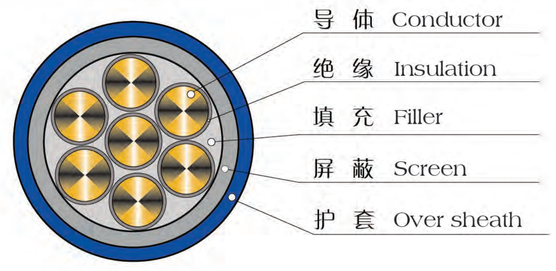

QUNXING WIRE AND CABLE
QUNXING WIRE AND CABLE

铜芯聚氯乙烯绝缘聚氯乙烯护套铜带屏蔽控制电缆(KVVP2)

Copper conductor ,PVC insulated and sheathed cooper tape screened control cable(KVVP2)

芯数及导体标称截面 Number and nominal cross-section of conductor mm²	导体结构 Conductor structure	绝缘厚度 Insulation thickness		铜带厚度 Thickness of copper tape	护套厚度 Sheath thickness		电缆近似外径 Approx.cable dia.		电缆近似重量 Approx.cable weight	
	No./Φmm	mm		mm	mm		mm		Kg/km	
	—	450/750V	0.6/1kV	—	450/750V	0.6/1kV	450/750V	0.6/1kV	450/750V	0.6/1kV
6×0.75	1/0.97	0.6	0.8	1×0.05	1.2	1.8	9.5	11.8	133	185
6×1	1/1.13	0.6	0.8	1×0.05	1.2	1.8	10.0	12.2	154	208
6×1.5	1/1.38	0.7	0.8	1×0.05	1.5	1.8	11.9	13.0	219	249
6×2.5	1/1.78	0.8	0.8	1×0.05	1.5	1.8	13.7	14.2	307	325
6×4	1/2.25	0.8	1.0	1×0.05	1.5	1.8	15.2	16.8	412	467
6×6	1/2.76	0.8	1.0	1×0.05	1.5	1.8	16.7	18.3	558	621
6×10	7/1.35	1.0	1.0	1×0.05	1.7	1.8	22.2	22.2	928	937
7×0.75	1/0.97	0.6	0.8	1×0.05	1.2	1.8	9.5	11.8	142	195
7×1	1/1.13	0.6	0.8	1×0.05	1.2	1.8	10.0	12.2	165	221
7×1.5	1/1.38	0.7	0.8	1×0.05	1.5	1.8	11.9	13.0	235	266
7×2.5	1/1.78	0.8	0.8	1×0.05	1.5	1.8	13.7	14.2	333	351
7×4	1/2.25	0.8	1.0	1×0.05	1.5	1.8	15.2	16.8	451	509
7×6	1/2.76	0.8	1.0	1×0.05	1.5	1.8	16.7	18.3	616	681
7×10	7/1.35	1.0	1.0	1×0.05	1.7	1.8	22.2	22.2	1025	1034
8×0.75	1/0.97	0.6	0.8	1×0.05	1.2	1.8	10.8	12.5	174	219
8×1	1/1.13	0.6	0.8	1×0.05	1.2	1.8	11.3	13.1	201	249
8×1.5	1/1.38	0.7	0.8	1×0.05	1.5	1.8	12.8	13.9	266	301
8×2.5	1/1.78	0.8	0.8	1×0.05	1.5	1.8	14.8	15.2	379	398
8×4	1/2.25	0.8	1.0	1×0.05	1.5	1.8	16.7	18.1	530	581
8×6	1/2.76	0.8	1.0	1×0.05	1.5	1.8	18.4	19.8	708	763
8×10	7/1.35	1.0	1.0	1×0.05	1.7	1.8	24.0	24.0	1152	1162
10×0.75	1/0.97	0.6	0.8	1×0.05	1.2	1.8	12.3	14.3	211	266
10×1	1/1.13	0.6	0.8	1×0.05	1.2	1.8	12.9	15.0	245	302
10×1.5	1/1.38	0.7	0.8	1×0.05	1.5	1.8	14.7	16.0	326	367
10×2.5	1/1.78	0.8	0.8	1×0.05	1.5	1.8	17.5	17.6	482	489
10×4	1/2.25	0.8	1.0	1×0.05	1.5	1.8	19.4	21.1	654	717
10×6	1/2.76	0.8	1.0	1×0.05	1.5	1.8	21.4	23.1	876	945
10×10	7/1.35	1.0	1.0	1×0.05	1.7	1.8	28.2	28.3	1432	1443
12×0.75	1/0.97	0.6	0.8	1×0.05	1.2	1.8	12.6	14.7	235	295
12×1	1/1.13	0.6	0.8	1×0.05	1.2	1.8	13.3	15.4	275	338
12×1.5	1/1.38	0.7	0.8	1×0.05	1.5	1.8	15.1	16.4	369	413
12×2.5	1/1.78	0.8	0.8	1×0.05	1.5	1.8	18.0	18.1	549	556
12×4	1/2.25	0.8	1.0	1×0.05	1.5	1.8	20.0	21.7	752	822
12×6	1/2.76	0.8	1.0	1×0.05	1.5	1.8	22.1	23.8	1014	1091
14×0.75	1/0.97	0.6	0.8	1×0.05	1.2	1.8	13.2	15.4	262	328
14×1	1/1.13	0.6	0.8	1×0.05	1.2	1.8	13.9	16.1	308	377
14×1.5	1/1.38	0.7	0.8	1×0.05	1.5	1.8	15.9	17.2	416	464
14×2.5	1/1.78	0.8	0.8	1×0.05	1.5	1.8	18.9	19.0	622	630
14×4	1/2.25	0.8	1.0	1×0.05	1.5	1.8	21.0	22.8	856	936
14×6	1/2.76	0.8	1.0	1×0.05	1.5	1.8	23.2	25.1	1160	1247

QUNXING WIRE AND CABLE
QUNXING WIRE AND CABLE

铜芯聚氯乙烯绝缘聚氯乙烯护套铜带屏蔽控制电缆(KVVP2)

Copper conductor ,PVC insulated and sheathed cooper tape screened control cable(KVVP2)

芯数及导体标称截面 Number and nominal cross-section of conductor mm²	导体结构 Conductor structure	绝缘厚度 Insulation thickness		铜带厚度 Thickness of copper tape	护套厚度 Sheath thickness		电缆近似外径 Approx.cable dia.		电缆近似重量 Approx.cable weight	
	No./Φmm	mm		mm	mm		mm		Kg/km	
	—	450/750V	0.6/1kV	—	450/750V	0.6/1kV	450/750V	0.6/1kV	450/750V	0.6/1kV
16×0.75	1/0.97	0.6	0.8	1×0.05	1.5	1.8	13.8	16.1	290	363
16×1	1/1.13	0.6	0.8	1×0.05	1.5	1.8	14.6	16.9	342	419
16×1.5	1/1.38	0.7	0.8	1×0.05	1.5	1.8	16.7	18.1	464	517
16×2.5	1/1.78	0.8	0.8	1×0.05	1.7	1.8	19.9	19.9	679	705
19×0.75	1/0.97	0.6	0.8	1×0.05	1.5	1.8	14.5	16.9	325	404
19×1	1/1.13	0.6	0.8	1×0.05	1.5	1.8	15.3	17.7	385	469
19×1.5	1/1.38	0.7	0.8	1×0.05	1.7	1.8	17.9	19.0	541	583
19×2.5	1/1.78	0.8	0.8	1×0.05	1.7	1.8	20.9	21.0	792	801
24×0.75	1/0.97	0.6	0.8	1×0.05	1.5	1.8	16.6	19.5	398	496
24×1	1/1.13	0.6	0.8	1×0.05	1.7	1.8	18.0	20.4	490	577
24×1.5	1/1.38	0.7	0.8	1×0.05	1.7	1.8	20.7	21.9	669	720
24×2.5	1/1.78	0.8	0.8	1×0.05	1.7	1.8	24.3	24.3	984	994
27×0.75	1/0.97	0.6	0.8	1×0.05	1.7	1.8	17.4	19.9	450	539
27×1	1/1.13	0.6	0.8	1×0.05	1.7	1.8	18.3	20.9	535	629
27×1.5	1/1.38	0.7	0.8	1×0.05	1.7	1.8	21.1	22.4	733	789
27×2.5	1/1.78	0.8	0.8	1×0.05	1.7	1.8	24.8	24.9	1084	1094
30×0.75	1/0.97	0.6	0.8	1×0.05	1.7	1.8	17.9	20.5	488	585
30×1	1/1.13	0.6	0.8	1×0.05	1.7	1.8	18.9	21.6	582	684
30×1.5	1/1.38	0.7	0.8	1×0.05	1.7	1.8	21.8	23.2	800	861
30×2.5	1/1.78	0.8	0.8	1×0.05	1.7	1.8	25.7	25.7	1188	1198
37×0.75	1/0.97	0.6	0.8	1×0.05	1.7	1.8	19.2	22.0	576	692
37×1	1/1.13	0.6	0.8	1×0.05	1.7	1.8	20.3	23.2	691	812
37×1.5	1/1.38	0.7	0.8	1×0.05	1.7	1.8	23.5	24.9	956	1028
37×2.5	1/1.78	0.8	0.8	1×0.05	2.0	2.0	28.3	28.1	1467	1465
44×0.75	1/0.97	0.6	0.8	1×0.05	1.7	1.8	21.4	24.6	674	809
44×1	1/1.13	0.6	0.8	1×0.05	1.7	1.8	22.6	25.9	810	952
44×1.5	1/1.38	0.7	0.8	1×0.05	1.7	1.9	26.2	27.9	1123	1207
44×2.5	1/1.78	0.8	0.8	1×0.05	2.0	2.1	31.6	31.5	1726	1725
48×0.75	1/0.97	0.6	0.8	1×0.05	1.7	1.8	21.7	25.0	721	865
48×1	1/1.13	0.6	0.8	1×0.05	1.7	1.8	23.0	26.3	868	1020
48×1.5	1/1.38	0.7	0.8	1×0.05	1.7	1.8	26.7	28.3	1208	1297
48×2.5	1/1.78	0.8	0.8	1×0.05	2.0	2.0	32.2	32.0	1859	1857
52×0.75	1/0.97	0.6	0.8	1×0.05	1.7	1.8	22.3	25.7	770	924
52×1	1/1.13	0.6	0.8	1×0.05	1.7	1.8	23.6	27.0	929	1091
52×1.5	1/1.38	0.7	0.8	1×0.05	2.0	2.0	28.0	29.5	1332	1417
52×2.5	1/1.78	0.8	0.8	1×0.05	2.2	2.2	33.4	33.3	2025	2024
61×0.75	1/0.97	0.6	0.8	1×0.05	1.7	1.8	23.5	27.2	880	1057
61×1	1/1.13	0.6	0.8	1×0.05	1.7	1.8	25.0	28.6	1066	1251
61×1.5	1/1.38	0.7	0.8	1×0.05	2.0	2.0	29.6	31.3	1530	1628
61×2.5	1/1.78	0.8	0.8	1×0.05	2.2	2.2	35.4	35.3	2334	2332

QUNXING WIRE AND CABLE
QUNXING WIRE AND CABLE

铜芯聚氯乙烯绝缘聚氯乙烯护套钢带铠装控制电缆(KVV22)
Copper conductor ,PVC insulated and sheathed ,steel tapearmoured control cable (KVV22)

芯数及导体标称截面 Number and nominal cross-section of conductor mm²	导体结构 Conductor structure	绝缘厚度 Insulation thickness		铜带厚度 Thickness of copper tape	护套厚度 Sheath thickness		电缆近似外径 Approx.cable dia.		电缆近似重量 Approx.cable weight	
	No./Φmm	mm		mm	mm		mm		Kg/km	
	—	450/750V	0.6/1kV	—	450/750V	0.6/1kV	450/750V	0.6/1kV	450/750V	0.6/1kV
2×1	1/1.13	0.6	0.8	2×0.2	1.5	1.8	10.3	11.7	153	188
2×1.5	1/1.38	0.7	0.8	2×0.2	1.5	1.8	11.2	12.2	183	209
2×2.5	1/1.78	0.8	0.8	2×0.2	1.5	1.8	12.4	13.0	229	246
2×4	1/2.25	0.8	1.0	2×0.2	1.5	1.8	13.3	14.7	277	319
2×6	1/2.76	0.8	1.0	2×0.2	1.5	1.8	14.3	15.7	337	382
2×10	7/1.35	1.0	1.0	2×0.2	1.7	1.8	18.1	18.3	514	523
3×1	1/1.13	0.6	0.8	2×0.2	1.5	1.8	10.6	12.1	172	211
3×1.5	1/1.38	0.7	0.8	2×0.2	1.5	1.8	11.6	12.6	209	237
3×2.5	1/1.78	0.8	0.8	2×0.2	1.5	1.8	12.9	13.5	267	285
3×4	1/2.25	0.8	1.0	2×0.2	1.5	1.8	13.9	15.4	332	379
3×6	1/2.76	0.8	1.0	2×0.2	1.5	1.8	15.0	16.5	412	463
3×10	7/1.35	1.0	1.0	2×0.2	1.7	1.8	19.0	19.2	639	647
4×0.75	1/0.97	0.6	0.8	2×0.2	1.5	1.8	10.8	12.4	178	221
4×1	1/1.13	0.6	0.8	2×0.2	1.5	1.8	11.2	12.8	196	240
4×1.5	1/1.38	0.7	0.8	2×0.2	1.5	1.8	12.3	13.4	241	273
4×2.5	1/1.78	0.8	0.8	2×0.2	1.5	1.8	13.8	14.4	315	334
4×4	1/2.25	0.8	1.0	2×0.2	1.5	1.8	14.9	16.5	396	451
4×6	1/2.76	0.8	1.0	2×0.2	1.5	1.8	16.1	17.7	499	557
4×10	7/1.35	1.0	1.0	2×0.2	1.7	1.8	20.6	20.8	782	791
5×0.75	1/0.97	0.6	0.8	2×0.2	1.5	1.8	11.5	13.1	200	248
5×1	1/1.13	0.6	0.8	2×0.2	1.5	1.8	11.9	13.6	222	271
5×1.5	1/1.38	0.7	0.8	2×0.2	1.5	1.8	13.1	14.2	276	311
5×2.5	1/1.78	0.8	0.8	2×0.2	1.5	1.8	14.7	15.3	364	384
5×4	1/2.25	0.8	1.0	2×0.2	1.5	1.8	16.0	17.7	463	526
5×6	1/2.76	0.8	1.0	2×0.2	1.5	1.8	17.8	19.1	605	656
5×10	7/1.35	1.0	1.0	2×0.2	1.7	1.8	22.3	22.5	931	941

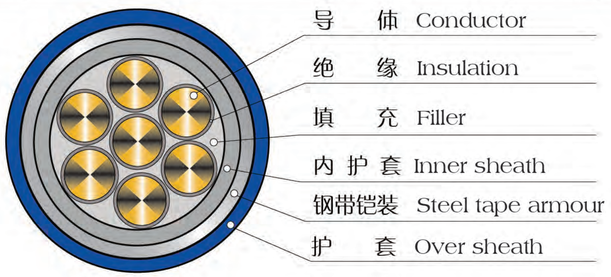

铜芯聚氯乙烯绝缘聚氯乙烯护套钢带铠装控制电缆(KVV22)
Copper conductor ,PVC insulated and sheathed ,steel tapearmoured control cable (KVV22)

芯数及导体标称截面 Number and nominal cross-section of conductor mm²	导体结构 Conductor structure	绝缘厚度 Insulation thickness		铜带厚度 Thickness of copper tape	护套厚度 Sheath thickness		电缆近似外径 Approx.cable dia.		电缆近似重量 Approx.cable weight	
	No./Φmm	mm		mm	mm		mm		Kg/km	
	—	450/750V	0.6/1kV	—	450/750V	0.6/1kV	450/750V	0.6/1kV	450/750V	0.6/1kV
6×0.75	1/0.97	0.6	0.8	2×0.2	1.5	1.8	12.1	13.9	220	272
6×1	1/1.13	0.6	0.8	2×0.2	1.5	1.8	12.6	14.4	246	299
6×1.5	1/1.38	0.7	0.8	2×0.2	1.5	1.8	13.9	15.1	307	345
6×2.5	1/1.78	0.8	0.8	2×0.2	1.5	1.8	15.7	16.3	409	430
6×4	1/2.25	0.8	1.0	2×0.2	1.5	1.8	17.2	19.0	524	593
6×6	1/2.76	0.8	1.0	2×0.2	1.7	1.8	19.1	20.5	699	758
6×10	7/1.35	1.0	1.0	2×0.2	1.7	1.8	24.2	24.4	1085	1096
7×0.75	1/0.97	0.6	0.8	2×0.2	1.5	1.8	12.1	13.9	229	282
7×1	1/1.13	0.6	0.8	2×0.2	1.5	1.8	12.6	14.4	257	312
7×1.5	1/1.38	0.7	0.8	2×0.2	1.5	1.8	13.9	15.1	323	362
7×2.5	1/1.78	0.8	0.8	2×0.2	1.5	1.8	15.7	16.3	435	457
7×4	1/2.25	0.8	1.0	2×0.2	1.5	1.8	17.2	19.0	564	634
7×6	1/2.76	0.8	1.0	2×0.2	1.7	1.8	19.1	20.5	757	818
7×10	7/1.35	1.0	1.0	2×0.2	1.7	1.8	24.2	24.4	1180	1191
8×0.75	1/0.97	0.6	0.8	2×0.2	1.5	1.8	12.8	14.7	253	312
8×1	1/1.13	0.6	0.8	2×0.2	1.5	1.8	13.3	15.2	285	346
8×1.5	1/1.38	0.7	0.8	2×0.2	1.5	1.8	14.8	16.0	361	404
8×2.5	1/1.78	0.8	0.8	2×0.2	1.5	1.8	16.8	17.4	489	512
8×4	1/2.25	0.8	1.0	2×0.2	1.7	1.8	18.7	20.2	653	716
8×6	1/2.76	0.8	1.0	2×0.2	1.7	1.8	20.4	21.9	844	911
8×10	7/1.35	1.0	1.0	2×0.2	1.7	1.8	26.0	26.2	1320	1332
10×0.75	1/0.97	0.6	0.8	2×0.2	1.5	1.8	14.3	16.5	301	372
10×1	1/1.13	0.6	0.8	2×0.2	1.5	1.8	14.9	17.1	340	414
10×1.5	1/1.38	0.7	0.8	2×0.2	1.5	1.8	16.7	18.1	435	486
10×2.5	1/1.78	0.8	0.8	2×0.2	1.5	1.8	19.5	19.7	612	621
10×4	1/2.25	0.8	1.0	2×0.2	1.7	1.8	21.4	23.2	798	875
10×6	1/2.76	0.8	1.0	2×0.2	1.7	1.8	23.4	25.2	1036	1119
10×10	7/1.35	1.0	1.0	2×0.2	2.0	1.8	30.8	30.8	1670	1670
12×0.75	1/0.97	0.6	0.8	2×0.2	1.5	1.8	14.6	16.9	328	405
12×1	1/1.13	0.6	0.8	2×0.2	1.5	1.8	15.3	17.5	373	452
12×1.5	1/1.38	0.7	0.8	2×0.2	1.5	1.8	17.5	18.6	444	536
12×2.5	1/1.78	0.8	0.8	2×0.2	1.7	1.8	20.0	20.2	683	692
12×4	1/2.25	0.8	1.0	2×0.2	1.7	1.8	22.0	23.9	900	985
12×6	1/2.76	0.8	1.0	2×0.2	1.7	1.8	24.1	26.0	1178	1270
14×0.75	1/0.97	0.6	0.8	2×0.2	1.5	1.8	15.2	17.5	359	443
14×1	1/1.13	0.6	0.8	2×0.2	1.5	1.8	15.9	18.3	411	498
14×1.5	1/1.38	0.7	0.8	2×0.2	1.7	1.8	18.3	19.4	550	593
14×2.5	1/1.78	0.8	0.8	2×0.2	1.7	1.8	20.9	21.1	762	772
14×4	1/2.25	0.8	1.0	2×0.2	1.7	1.8	23.0	25.0	1012	1107
14×6	1/2.76	0.8	1.0	2×0.2	1.7	1.8	25.2	27.2	1333	1435

QUNXING WIRE AND CABLE
QUNXING WIRE AND CABLE

铜芯聚氯乙烯绝缘聚氯乙烯护套钢带铠装控制电缆(KVV22)
Copper conductor ,PVC insulated and sheathed ,steel tapearmoured control cable (KVV22)

芯数及导体标称截面 Number and nominal cross-section of conductor mm²	导体结构 Conductor structure	绝缘厚度 Insulation thickness		铜带厚度 Thickness of copper tape	护套厚度 Sheath thickness		电缆近似外径 Approx.cable dia.		电缆近似重量 Approx.cable weight	
	No./Φmm	mm		mm	mm		mm		Kg/km	
	—	450/750V	0.6/1kV	—	450/750V	0.6/1kV	450/750V	0.6/1kV	450/750V	0.6/1kV
16×0.75	1/0.97	0.6	0.8	2×0.2	1.5	1.8	15.8	18.3	392	483
16×1	1/1.13	0.6	0.8	2×0.2	1.5	1.8	16.6	19.0	450	545
16×1.5	1/1.38	0.7	0.8	2×0.2	1.7	1.8	19.1	20.0	605	652
16×2.5	1/1.78	0.8	0.8	2×0.2	1.7	1.8	21.9	22.1	844	854
19×0.75	1/0.97	0.6	0.8	2×0.2	1.5	1.8	16.5	19.1	432	531
19×1	1/1.13	0.6	0.8	2×0.2	1.7	1.8	17.7	19.9	514	601
19×1.5	1/1.38	0.7	0.8	2×0.2	1.7	1.8	19.9	21.1	673	725
19×2.5	1/1.78	0.8	0.8	2×0.2	1.7	1.8	22.9	23.1	948	958
24×0.75	1/0.97	0.6	0.8	2×0.2	1.7	1.8	19.0	21.6	539	642
24×1	1/1.13	0.6	0.8	2×0.2	1.7	1.8	20.0	22.6	623	730
24×1.5	1/1.38	0.7	0.8	2×0.2	1.7	1.8	22.7	24.1	822	885
24×2.5	1/1.78	0.8	0.8	2×0.2	1.7	1.8	26.3	26.5	1165	1177
27×0.75	1/0.97	0.6	0.8	2×0.2	1.7	1.8	19.4	22.0	578	688
27×1	1/1.13	0.6	0.8	2×0.2	1.7	1.8	20.3	23.0	671	758
27×1.5	1/1.38	0.7	0.8	2×0.2	1.7	1.8	23.1	24.5	890	957
27×2.5	1/1.78	0.8	0.8	2×0.2	1.7	1.8	26.8	27.0	1269	1281
30×0.75	1/0.97	0.6	0.8	2×0.2	1.7	1.8	19.9	22.7	620	739
30×1	1/1.13	0.6	0.8	2×0.2	1.7	1.8	20.9	23.7	722	846
30×1.5	1/1.38	0.7	0.8	2×0.2	1.7	1.8	23.8	25.3	962	1035
30×2.5	1/1.78	0.8	0.8	2×0.2	1.7	1.8	27.7	27.9	1379	1392
37×0.75	1/0.97	0.6	0.8	2×0.2	1.7	1.8	21.2	24.2	719	857
37×1	1/1.13	0.6	0.8	2×0.2	1.7	1.8	22.3	25.3	842	986
37×1.5	1/1.38	0.7	0.8	2×0.2	1.7	1.8	25.5	27.1	1131	1215
37×2.5	1/1.78	0.8	0.8	2×0.2	2.0	2.0	31.5	31.5	1997	1997
44×0.75	1/0.97	0.6	0.8	2×0.2	1.7	1.8	23.4	26.8	833	994
44×1	1/1.13	0.6	0.8	2×0.2	1.7	1.8	24.6	28.0	979	1147
44×1.5	1/1.38	0.7	0.8	2×0.2	2.0	2.0	28.8	31.6	1358	1768
44×2.5	1/1.78	0.8	0.8	2×0.2	2.2	2.1	35.2	35.2	2353	2353
48×0.75	1/0.97	0.6	0.8	2×0.2	1.7	1.8	23.7	27.2	882	1053
48×1	1/1.13	0.6	0.8	2×0.2	1.7	1.8	25.0	28.5	1040	1218
48×1.5	1/1.38	0.7	0.8	2×0.2	2.0	2.0	30.5	32.1	1755	1867
48×2.5	1/1.78	0.8	0.8	2×0.2	2.2	2.2	35.8	35.8	2496	2496
52×0.75	1/0.97	0.6	0.8	2×0.2	1.7	1.8	24.3	27.8	935	1117
52×1	1/1.13	0.6	0.8	2×0.2	1.7	1.9	25.6	29.4	1105	1308
52×1.5	1/1.38	0.7	0.8	2×0.2	2.0	2.0	31.2	32.9	1857	1975
52×2.5	1/1.78	0.8	0.8	2×0.2	2.2	2.2	36.6	36.6	2650	2650
61×0.75	1/0.97	0.6	0.8	2×0.2	1.7	1.9	25.5	29.5	1056	1275
61×1	1/1.13	0.6	0.8	2×0.2	1.7	2.0	27.0	32.4	1252	1826
61×1.5	1/1.38	0.7	0.8	2×0.2	2.0	2.1	32.8	34.8	2086	2236
61×2.5	1/1.78	0.8	0.8	2×0.2	2.2	2.2	38.6	38.6	2997	2997

QUNXING WIRE AND CABLE
QUNXING WIRE AND CABLE

铜芯聚氯乙烯绝缘聚氯乙烯护套细钢丝铠装控制电缆(KVV32)
Copper conductor ,PVC insulated and sheathed, steel wire armoured control cable(KVV32)

芯数及导体标称截面 Number and nominal cross-section of conductor mm²	导体结构 Conductor structure	绝缘厚度 Insulation thickness		钢丝直径 Steel wire dia.	护套厚度 Sheath thickness		电缆近似外径 Approx.cable dia.		电缆近似重量 Approx.cable weight	
	No./Φmm	mm		mm	mm		mm		Kg/km	
	—	450/750V	0.6/1kV	—	450/750V	0.6/1kV	450/750V	0.6/1kV	450/750V	0.6/1kV
2×4	1/2.25	0.8	1.0	1.6	1.5	1.8	16.9	18.3	656	725
2×6	1/2.76	0.8	1.0	1.6	1.5	1.8	17.9	19.3	744	816
2×10	7/1.35	1.0	1.0	1.6	1.7	1.8	21.7	21.9	1019	1028
3×2.5	1/1.78	0.8	0.8	1.6	1.5	1.8	16.5	17.1	634	657
3×4	1/2.25	0.8	1.0	1.6	1.5	1.8	17.5	19.0	727	803
3×6	1/2.76	0.8	1.0	1.6	1.5	1.8	18.6	20.1	838	917
3×10	7/1.35	1.0	1.0	1.6	1.7	1.8	22.6	22.8	1168	1179
4×2.5	1/1.78	0.8	0.8	1.6	1.5	1.8	17.4	18.0	706	730
4×4	1/2.25	0.8	1.0	1.6	1.5	1.8	18.5	20.1	819	905
4×6	1/2.76	0.8	1.0	1.6	1.7	1.8	20.0	21.3	974	1046
4×10	7/1.35	1.0	1.0	2.0	1.7	1.8	25.0	25.2	1531	1542
5×2.5	1/1.78	0.8	0.8	1.6	1.5	1.8	18.3	18.9	782	807
5×4	1/1.25	0.8	1.0	1.6	1.5	1.8	19.6	21.3	917	1014
5×6	1/2.76	0.8	1.0	1.6	1.7	1.8	21.4	22.7	1100	1182
5×10	7/1.35	1.0	1.0	2.0	1.7	1.8	26.7	26.9	1741	1754
6×1.5	1/1.38	0.7	0.8	1.6	1.5	1.8	17.5	18.7	703	763
6×2.5	1/1.78	0.8	0.8	1.6	1.5	1.8	19.3	19.9	855	881
6×4	1/2.25	0.8	1.0	1.6	1.7	1.8	21.2	22.6	1028	1116
6×6	1/2.76	0.8	1.0	1.6	1.7	1.8	22.7	24.1	1230	1324
6×10	7/1.35	1.0	1.0	2.0	1.7	1.9	28.6	29.0	1960	1986

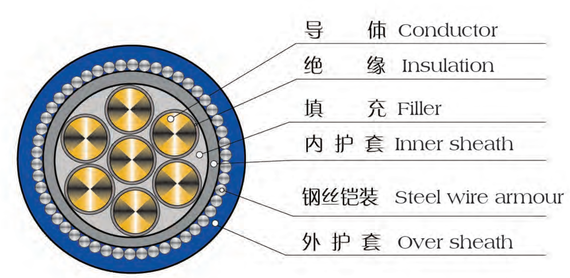

QUNXING WIRE AND CABLE
QUNXING WIRE AND CABLE

铜芯聚氯乙烯绝缘聚氯乙烯护套细钢丝铠装控制电缆(kVV32)
Copper conductor ,PVC insulated and sheathed，steel wire armoured control cable(kVV32)

芯数及导体标称截面 Number and nominal cross-section of conductor mm²	导体结构 Conductor structure	绝缘厚度 Insulation thickness		钢丝直径 Steel wire dia.	护套厚度 Sheath thickness		电缆近似外径 Approx.cable dia.		电缆近似重量 Approx.cable weight	
	No./Φmm	mm		mm	mm		mm		Kg/km	
	——	450/750V	0.6/1kV	——	450/750V	0.6/1kV	450/750V	0.6/1kV	450/750V	0.6/1kV
7×1.5	1/1.38	0.7	0.8	1.6	1.5	1.8	17.5	18.7	719	780
7×2.5	1/1.78	0.8	0.8	1.6	1.5	1.8	19.3	19.9	881	907
7×4	1/2.25	0.8	1.0	1.6	1.7	1.8	21.2	22.6	1068	1157
7×6	1/2.76	0.8	1.0	1.6	1.7	1.8	22.7	24.1	1288	1384
7×10	7/1.35	1.0	1.0	2.0	1.7	1.9	28.6	29.0	2055	2081
8×1.5	1/1.38	0.7	0.8	1.6	1.5	1.8	18.4	19.6	780	847
8×2.5	1/1.78	0.8	0.8	1.6	1.7	1.8	20.8	21.0	982	991
8×4	1/2.25	0.8	1.0	2.0	1.7	1.8	23.1	24.6	1335	1447
8×6	1/2.76	0.8	1.0	2.0	1.7	1.8	24.8	26.3	1586	1702
8×10	7/1.35	1.0	1.0	2.0	1.7	1.9	30.4	30.8	2261	2289
10×1.5	1/1.38	0.7	0.8	1.6	1.7	1.8	20.7	21.7	927	987
10×2.5	1/1.78	0.8	0.8	2.0	1.7	1.8	23.9	24.1	1322	1333
10×4	1/2.25	0.8	1.0	2.0	1.7	1.8	25.8	27.6	1575	1711
10×6	1/2.76	0.8	1.0	2.0	1.7	1.9	27.8	29.8	1886	2041
10×10	7/1.35	1.0	1.0	2.0	2.0	2.1	35.2	35.4	2767	2783
12×1.5	1/1.38	0.7	0.8	1.6	1.7	1.8	21.2	22.2	985	1049
12×2.5	1/1.78	0.8	0.8	2.0	1.7	1.8	24.4	24.6	1411	1422
12×4	1/2.25	0.8	1.0	2.0	1.7	1.8	26.4	28.3	1698	1844
12×6	1/2.76	0.8	1.0	2.0	1.7	1.9	28.5	30.6	2052	2218
14×1.5	1/1.38	0.7	0.8	1.6	1.7	1.8	21.9	23.0	1058	1127
14×2.5	1/1.78	0.8	0.8	2.0	1.7	1.8	25.3	25.5	1522	1533
14×4	1/2.25	0.8	1.0	2.0	1.7	1.9	27.4	29.6	1845	2018
14×6	1/2.76	0.8	1.0	2.0	1.7	2.0	29.6	32.0	2246	2442
16×1.5	1/1.38	0.7	0.8	2.0	1.7	1.8	23.5	24.6	1299	1381
16×2.5	1/1.78	0.8	0.8	2.0	1.7	1.8	26.3	26.5	1638	1650
19×0.75	1/0.97	0.6	0.8	1.6	1.5	1.8	20.1	22.7	897	1056
19×17×4	1/1.13	0.6	0.8	1.6	1.7	1.8	21.3	23.5	1005	1148
19×1.5	1/1.38	0.7	0.8	2.0	1.7	1.8	24.3	25.5	1396	1485
19×2.5	1/1.78	0.8	0.8	2.0	1.7	1.8	27.3	27.5	1777	1790
24×0.75	1/0.97	0.6	0.8	2.0	1.7	1.8	23.4	26.0	1231	1421
24×17×4	1/1.13	0.6	0.8	2.0	1.7	1.8	24.4	27.0	1349	1543
24×1.5	1/1.38	0.7	0.8	2.0	1.7	1.8	27.1	28.5	1644	1751
24×2.5	1/1.78	0.8	0.8	2.0	2.0	2.0	31.3	31.3	2157	2157

铜芯聚氯乙烯绝缘聚氯乙烯护套细钢丝铠装控制电缆(kVV32)
Copper conductor ,PVC insulated and sheathed，steel wire armoured control cable(kVV32)

芯数及导体标称截面 Number and nominal cross-section of conductor mm²	导体结构 Conductor structure	绝缘厚度 Insulation thickness		钢丝直径 Steel wire dia.	护套厚度 Sheath thickness		电缆近似外径 Approx.cable dia.		电缆近似重量 Approx.cable weight	
	No./Φmm	mm		mm	mm		mm		Kg/km	
	—	450/750V	0.6/1kV	—	450/750V	0.6/1kV	450/750V	0.6/1kV	450/750V	0.6/1kV
27×0.75	1/0.97	0.6	0.8	2.0	1.7	1.8	23.8	26.4	1281	1481
27×1	1/1.13	0.6	0.8	2.0	1.7	1.8	24.7	27.4	1409	1613
27×1.5	1/1.38	0.7	0.8	2.0	1.7	1.9	27.5	29.1	1727	1853
27×2.5	1/1.78	0.8	0.8	2.0	2.0	2.0	31.8	31.8	2280	2280
30×0.75	1/0.97	0.6	0.8	2.0	1.7	1.8	24.3	27.1	1344	1555
30×1	1/1.13	0.6	0.8	2.0	1.7	1.8	25.3	28.1	1483	1699
30×1.5	1/1.38	0.7	0.8	2.0	1.7	1.9	28.2	29.9	1825	1958
30×2.5	1/1.78	0.8	0.8	2.0	2.0	2.0	32.7	32.7	2422	2422
37×0.75	1/0.97	0.6	0.8	2.0	1.7	1.8	25.6	28.6	1487	1727
37×1	1/1.13	0.6	0.8	2.0	1.7	1.9	26.7	29.9	1651	1909
37×1.5	1/1.38	0.7	0.8	2.0	2.0	2.0	30.5	31.9	2092	2215
37×2.5	1/1.78	0.8	0.8	2.5	2.2	2.1	36.1	35.9	3104	3088
44×0.75	1/0.97	0.6	0.8	2.0	1.7	2.0	27.8	31.6	1679	1983
44×1	1/1.13	0.6	0.8	2.0	1.7	2.0	29.0	32.8	1870	2183
44×1.5	1/1.38	0.7	0.8	2.0	2.0	2.1	33.2	35.0	2383	2542
44×2.5	1/1.78	0.8	0.8	2.5	2.2	2.2	39.4	39.4	3546	3546
48×0.75	1/0.97	0.6	0.8	2.0	1.7	2.0	28.1	32.0	1740	2057
48×1	1/1.13	0.6	0.8	2.0	2.0	2.0	30.0	33.3	1984	2269
48×1.5	1/1.38	0.7	0.8	2.5	2.0	2.1	34.7	36.5	2796	2979
48×2.5	1/1.78	0.8	0.8	2.5	2.2	2.2	40.0	40.0	3706	3706
52×0.75	1/0.97	0.6	0.8	2.0	1.7	2.0	28.7	32.6	1813	2145
52×1	1/1.13	0.6	0.8	2.0	2.0	2.1	30.6	34.2	2071	2386
52×1.5	1/1.38	0.7	0.8	2.5	2.0	2.2	35.4	37.5	2923	3131
52×2.5	1/1.78	0.8	0.8	2.5	2.2	2.3	40.8	41.0	3890	3908
61×0.75	1/0.97	0.6	0.8	2.0	2.0	2.1	30.5	34.3	2019	2358
61×1	1/1.13	0.6	0.8	2.0	2.0	2.1	32.0	35.8	2268	2617
61×1.5	1/1.38	0.7	0.8	2.5	2.2	2.2	37.4	39.2	3240	3436
61×2.5	1/1.78	0.8	0.8	2.5	2.5	2.5	43.4	43.4	4361	4361

铜芯聚氯乙烯绝缘聚氯乙烯护套控制软电缆(KVVR)
Copper conductor ,PVC insulated and sheathed flexible control cable(KVVR)

芯数及导体标称截面 Number and nominal cross-section of conductor mm²	导体结构 Conductor structure	绝缘厚度 Insulation thickness		护套厚度 Sheath thickness		电缆近似外径 Approx.cable dia.		电缆近似重量 Approx.cable weight	
	No./Φmm	mm		mm		mm		Kg/km	
	—	450/750V	0.6/1kV	450/750V	0.6/1kV	450/750V	0.6/1kV	450/750V	0.6/1kV
2×0.5	16/0.20	0.6	0.8	1.2	1.8	7.2	9.2	55	88
2×0.75	24/0.20	0.6	0.8	1.2	1.8	7.7	9.7	64	99
2×1	32/0.20	0.6	0.8	1.2	1.8	8.0	10.0	72	108
2×1.5	30/0.25	0.7	0.8	1.2	1.8	9.0	10.6	92	125
2×2.5	50/0.25	0.8	0.8	1.2	1.8	10.3	11.5	126	156
3×0.5	16/0.20	0.6	0.8	1.2	1.8	7.6	9.6	65	101
3×0.75	24/0.20	0.6	0.8	1.2	1.8	8.0	10.1	76	115
3×1	32/0.20	0.6	0.8	1.2	1.8	8.4	10.5	87	128
3×1.5	30/0.25	0.7	0.8	1.2	1.8	9.4	11.0	114	149
3×2.5	50/0.25	0.8	0.8	1.2	1.8	10.8	12.0	160	191
4×0.5	16/0.20	0.6	0.8	1.2	1.8	8.1	10.3	77	118
4×0.75	24/0.20	0.6	0.8	1.2	1.8	8.6	10.8	92	135
4×1	32/0.20	0.6	0.8	1.2	1.8	9.1	11.2	106	151
4×1.5	30/0.25	0.7	0.8	1.2	1.8	10.2	11.9	139	179
4×2.5	50/0.25	0.8	0.8	1.2	1.8	11.8	13.0	199	233
5×0.5	16/0.20	0.6	0.8	1.2	1.8	8.7	11.0	90	136
5×0.75	24/0.20	0.6	0.8	1.2	1.8	9.3	11.6	108	157
5×1	32/0.20	0.6	0.8	1.2	1.8	9.8	12.1	125	176
5×1.5	30/0.25	0.7	0.8	1.2	1.8	11.0	12.8	166	210
5×2.5	50/0.25	0.8	0.8	1.2	1.8	13.4	14.0	258	276
6×0.5	16/0.20	0.6	0.8	1.2	1.8	9.4	11.8	100	151
6×0.75	24/0.20	0.6	0.8	1.2	1.8	10.0	12.4	121	175
6×1	32/0.20	0.6	0.8	1.2	1.8	10.5	12.9	141	197
6×1.5	30/0.25	0.7	0.8	1.2	1.8	11.9	13.7	189	237
6×2.5	50/0.25	0.8	0.8	1.5	1.8	14.5	15.1	293	313

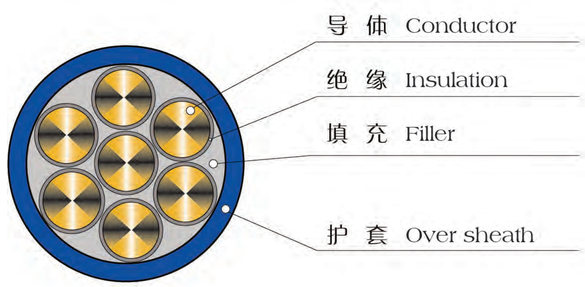

QUNXING WIRE AND CABLE
QUNXING WIRE AND CABLE

铜芯聚氯乙烯绝缘聚氯乙烯护套控制软电缆(KVVR)
Copper conductor ,PVC insulated and sheathed flexible control cable(KVVR)

芯数及导体标称截面 Number and nominal cross-section of conductor mm²	导体结构 Conductor structure	绝缘厚度 Insulation thickness		护套厚度 Sheath thickness		电缆近似外径 Approx.cable dia.		电缆近似重量 Approx.cable weight	
	No./Φmm	mm		mm		mm		Kg/km	
	—	450/750V	0.6/1kV	450/750V	0.6/1kV	450/750V	0.6/1kV	450/750V	0.6/1kV
7×0.5	16/0.20	0.6	0.8	1.2	1.8	9.4	11.8	107	159
7×0.75	24/0.20	0.6	0.8	1.2	1.8	10.0	12.4	130	185
7×1	32/0.20	0.6	0.8	1.2	1.8	10.5	12.9	153	210
7×1.5	30/0.25	0.7	0.8	1.2	1.8	11.9	13.7	205	254
7×2.5	50/0.25	0.8	0.8	1.5	1.8	14.5	15.1	319	340
8×0.5	16/0.20	0.6	0.8	1.2	1.8	10.0	12.5	121	179
8×0.75	24/0.20	0.6	0.8	1.2	1.8	10.7	13.2	148	209
8×1	32/0.20	0.6	0.8	1.2	1.8	11.3	13.8	174	238
8×1.5	30/0.25	0.7	0.8	1.5	1.8	13.4	14.7	253	289
8×2.5	50/0.25	0.8	0.8	1.5	1.8	15.6	16.2	366	387
10×0.5	16/0.20	0.6	0.8	1.2	1.8	11.5	14.3	148	217
10×0.75	24/0.20	0.6	0.8	1.2	1.8	12.3	15.1	182	255
10×1	32/0.20	0.6	0.8	1.5	1.8	13.6	15.8	232	291
10×1.5	30/0.25	0.7	0.8	1.5	1.8	15.5	16.9	311	354
10×2.5	50/0.25	0.8	0.8	1.5	1.8	18.2	18.8	453	478
12×0.5	16/0.20	0.6	0.8	1.2	1.8	11.8	14.7	167	241
12×0.75	24/0.20	0.6	0.8	1.5	1.8	13.3	15.5	224	285
12×1	32/0.20	0.6	0.8	1.5	1.8	14.0	16.3	263	327
12×1.5	30/0.25	0.7	0.8	1.5	1.8	16.0	17.4	354	401
12×2.5	50/0.25	0.8	0.8	1.5	1.8	18.7	19.3	520	545
14×0.5	16/0.20	0.6	0.8	1.2	1.8	12.4	15.3	188	268
14×0.75	24/0.20	0.6	0.8	1.5	1.8	13.9	16.3	252	319
14×1	32/0.20	0.6	0.8	1.5	1.8	14.7	17.0	296	367
14×1.5	30/0.25	0.7	0.8	1.5	1.8	16.8	18.2	402	452
14×2.5	50/0.25	0.8	0.8	1.5	1.8	19.7	20.3	592	619
16×0.5	16/0.20	0.6	0.8	1.5	1.8	13.6	16.0	227	297
16×0.75	24/0.20	0.6	0.8	1.5	1.8	14.6	17.0	280	354
16×1	32/0.20	0.6	0.8	1.5	1.8	15.4	17.9	331	409
16×1.5	30/0.25	0.7	0.8	1.5	1.8	17.6	19.1	450	505
16×2.5	50/0.25	0.8	0.8	1.7	1.8	21.1	21.3	686	695
19×0.5	16/0.20	0.6	0.8	1.5	1.8	14.2	16.8	254	330
19×0.75	24/0.20	0.6	0.8	1.5	1.8	15.3	17.9	315	396
19×1	32/0.20	0.6	0.8	1.5	1.8	16.2	18.8	374	459
19×1.5	30/0.25	0.7	0.8	1.5	1.8	18.5	20.1	511	571
19×2.5	50/0.25	0.8	0.8	1.7	1.8	22.2	22.4	781	791
24×0.5	16/0.20	0.6	0.8	1.5	1.8	16.3	19.3	312	405
24×0.75	24/0.20	0.6	0.8	1.5	1.8	17.6	20.6	389	488
24×1	32/0.20	0.6	0.8	1.5	1.8	18.7	21.7	462	567
24×1.5	30/0.25	0.7	0.8	1.7	1.8	21.9	23.3	654	708
24×2.5	50/0.25	0.8	0.8	1.7	1.8	25.8	26.0	973	985

QUNXING WIRE AND CABLE
QUNXING WIRE AND CABLE

铜芯聚氯乙烯绝缘聚氯乙烯护套控制软电缆(KVVR)
Copper conductor ,PVC insulated and sheathed flexible control cable(KVVR)

芯数及导体标称截面 Number and nominal cross-section of conductor mm²	导体结构 Conductor structure	绝缘厚度 Insulation thickness		护套厚度 Sheath thickness		电缆近似外径 Approx.cable dia.		电缆近似重量 Approx.cable weight	
	No./Φmm	mm		mm		mm		Kg/km	
	—	450/750V	0.6/1kV	450/750V	0.6/1kV	450/750V	0.6/1kV	450/750V	0.6/1kV
27×0.5	16/0.20	0.6	0.8	1.5	1.8	16.6	19.7	340	441
27×0.75	24/0.20	0.6	0.8	1.5	1.8	17.9	21.0	426	533
27×1	32/0.20	0.6	0.8	1.5	1.8	19.0	22.1	508	621
27×1.5	30/0.25	0.7	0.8	1.7	1.8	22.3	23.8	720	778
27×2.5	50/0.25	0.8	0.8	1.7	1.8	26.4	26.6	1075	1087
30×0.5	16/0.20	0.6	0.8	1.5	1.8	17.2	20.4	370	478
30×0.75	24/0.20	0.6	0.8	1.5	1.8	18.5	21.7	465	580
30×1	32/0.20	0.6	0.8	1.7	1.8	20.1	22.9	573	677
30×1.5	30/0.25	0.7	0.8	1.7	1.8	23.1	24.6	787	850
30×2.5	50/0.25	0.8	0.8	1.7	1.8	27.3	27.5	1180	1192
37×0.5	16/0.20	0.6	0.8	1.5	1.8	18.4	21.8	439	566
37×0.75	24/0.20	0.6	0.8	1.7	1.8	20.3	23.3	573	690
37×1	32/0.20	0.6	0.8	1.7	1.8	21.6	24.6	684	808
37×1.5	30/0.25	0.7	0.8	1.7	1.9	24.9	26.5	945	1020
37×2.5	50/0.25	0.8	0.8	1.7	1.8	29.5	29.9	1425	1451
44×0.5	16/0.20	0.6	0.8	1.7	1.8	21.0	24.4	534	662
44×0.75	24/0.20	0.6	0.8	1.7	1.8	22.6	26.0	672	809
44×1	32/0.20	0.6	0.8	1.7	1.8	24.1	27.5	804	950
44×1.5	30/0.25	0.7	0.8	1.7	1.9	27.8	29.8	1113	1214
44×2.5	50/0.25	0.8	0.8	2.0	2.0	33.7	33.7	1726	1726
48×0.5	16/0.20	0.6	0.8	1.7	1.8	21.3	24.7	571	708
48×0.75	24/0.20	0.6	0.8	1.7	1.8	23.0	26.5	720	868
48×1	32/0.20	0.6	0.8	1.7	1.8	24.5	27.9	864	1020
48×1.5	30/0.25	0.7	0.8	1.7	2.0	28.3	30.5	1199	1320
48×2.5	50/0.25	0.8	0.8	2.0	2.1	34.3	34.5	1862	1877
52×0.5	16/0.20	0.6	0.8	1.7	1.8	21.8	25.4	610	757
52×0.75	24/0.20	0.6	0.8	1.7	1.8	23.6	27.2	771	929
52×1	32/0.20	0.6	0.8	1.7	1.9	25.1	28.9	926	1106
52×1.5	30/0.25	0.7	0.8	1.7	2.0	29.1	31.4	1287	1415
52×2.5	50/0.25	0.8	0.8	2.0	2.1	35.2	35.4	2001	2017
61×0.5	16/0.20	0.6	0.8	1.7	1.8	23.1	26.9	697	866
61×0.75	24/0.20	0.6	0.8	1.7	1.9	25.0	29.0	885	1079
61×1	32/0.20	0.6	0.8	1.7	1.9	26.6	30.6	1066	1271
61×1.5	30/0.25	0.7	0.8	2.0	2.0	31.4	33.2	1528	1630
61×2.5	50/0.25	0.8	0.8	2.0	2.1	37.8	37.8	2347	2347

QUNXING WIRE AND CABLE
QUNXING WIRE AND CABLE

铜芯聚氯乙烯绝缘聚氯乙烯护套编织屏控制软电缆(KVVRP)
Copper conductor ,PVC insulated and sheathed,braided copper wire screened,flexible control cable (KVVRP)

芯数及导体标称截面 Number and nominal cross-section of conductor mm²	导体结构 Conductor structure	绝缘厚度 Insulation thickness		屏蔽铜丝直径 Dia.of the copper wires of the screen	护套厚度 Sheath thickness		电缆近似外径 Approx.cable dia.		电缆近似重量 Approx.cable weight	
	No./Φmm	mm		mm	mm		mm		Kg/km	
	—	450/750V	0.6/1kV	—	450/750V	0.6/1kV	450/750V	0.6/1kV	450/750V	0.6/1kV
2×0.5	16/0.20	0.6	0.8	0.15	1.2	1.8	7.7	9.7	81	116
2×0.75	24/0.20	0.6	0.8	0.15	1.2	1.8	8.1	10.1	91	128
2×1	32/0.20	0.6	0.8	0.15	1.2	1.8	8.5	10.5	101	139
2×1.5	30/0.25	0.7	0.8	0.15	1.2	1.8	9.4	11.0	126	158
2×2.5	50/0.25	0.8	0.8	0.2	1.5	1.8	11.5	12.1	193	204
3×0.5	16/0.20	0.6	0.8	0.15	1.2	1.8	8.0	10.1	92	131
3×0.75	24/0.20	0.6	0.8	0.15	1.2	1.8	8.5	10.5	106	146
3×1	32/0.20	0.6	0.8	0.15	1.2	1.8	8.9	10.9	119	160
3×1.5	30/0.25	0.7	0.8	0.15	1.2	1.8	9.9	11.5	150	184
3×2.5	50/0.25	0.8	0.8	0.2	1.5	1.8	12.1	12.7	231	243
4×0.5	16/0.20	0.6	0.8	0.15	1.2	1.8	8.6	10.7	107	150
4×0.75	24/0.20	0.6	0.8	0.15	1.2	1.8	9.1	11.2	124	169
4×1	32/0.20	0.6	0.8	0.15	1.2	1.8	9.5	11.7	140	187
4×1.5	30/0.25	0.7	0.8	0.15	1.2	1.8	10.6	12.3	179	217
4×2.5	50/0.25	0.8	0.8	0.2	1.5	1.8	13.0	13.6	277	289
5×0.5	16/0.20	0.6	0.8	0.15	1.2	1.8	9.2	11.5	122	171
5×0.75	24/0.20	0.6	0.8	0.15	1.2	1.8	9.7	12.0	143	194
5×1	32/0.20	0.6	0.8	0.15	1.2	1.8	10.2	12.5	163	215
5×1.5	30/0.25	0.7	0.8	0.15	1.2	1.8	11.5	13.2	209	252
5×2.5	50/0.25	0.8	0.8	0.2	1.5	1.8	14.1	14.7	325	338
6×0.5	16/0.20	0.6	0.8	0.15	1.2	1.8	9.8	12.2	136	189
6×0.75	24/0.20	0.6	0.8	0.15	1.2	1.8	10.4	12.8	160	215
6×1	32/0.20	0.6	0.8	0.15	1.2	1.8	11.0	13.4	182	240
6×1.5	30/0.25	0.7	0.8	0.15	1.2	1.8	13.0	14.2	254	283
6×2.5	50/0.25	0.8	0.8	0.2	1.5	1.8	15.2	15.8	367	3819

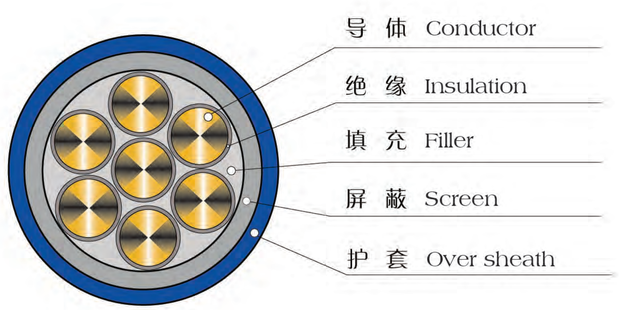

QUNXING WIRE AND CABLE
QUNXING WIRE AND CABLE

铜芯聚氯乙烯绝缘聚氯乙烯护套编织屏控制软电缆(KVVRP)
Copper conductor ,PVC insulated and sheathed,braided copper wire screened,flexible control cable (KVVRP)

芯数及导体标称截面 Number and nominal cross-section of conductor mm²	导体结构 Conductor structure	绝缘厚度 Insulation thickness		屏蔽铜丝直径 Dia.of the copper wires of the screen	护套厚度 Sheath thickness		电缆近似外径 Approx.cable dia.		电缆近似重量 Approx.cable weight	
	No./Φmm	mm		mm	mm		mm		Kg/km	
	—	450/750V	0.6/1kV	—	450/750V	0.6/1kV	450/750V	0.6/1kV	450/750V	0.6/1kV
7×0.5	16/0.20	0.6	0.8	0.15	1.2	1.8	9.8	12.2	143	197
7×0.75	24/0.20	0.6	0.8	0.15	1.2	1.8	10.4	12.8	169	226
7×1	32/0.20	0.6	0.8	0.15	1.2	1.8	11.0	13.4	194	253
7×1.5	30/0.25	0.7	0.8	0.15	1.5	1.8	13.0	14.2	270	300
7×2.5	50/0.25	0.8	0.8	0.2	1.5	1.8	15.2	15.8	393	407
8×0.5	16/0.20	0.6	0.8	0.15	1.2	1.8	10.4	13.0	160	220
8×0.75	24/0.20	0.6	0.8	0.15	1.2	1.8	11.1	13.7	190	253
8×1	32/0.20	0.6	0.8	0.15	1.5	1.8	12.3	14.3	234	283
8×1.5	30/0.25	0.7	0.8	0.2	1.5	1.8	14.1	15.3	319	353
8×2.5	50/0.25	0.8	0.8	0.2	1.5	1.8	16.3	16.9	445	460
10×0.5	16/0.20	0.6	0.8	0.15	1.5	1.8	12.5	14.7	210	264
10×0.75	24/0.20	0.6	0.8	0.2	1.5	1.8	13.6	15.8	263	322
10×1	32/0.20	0.6	0.8	0.2	1.5	1.8	14.3	16.5	300	361
10×1.5	30/0.25	0.7	0.8	0.2	1.5	1.8	16.2	17.6	389	430
10×2.5	50/0.25	0.8	0.8	0.2	1.5	1.8	18.8	19.4	546	563
12×0.5	16/0.20	0.6	0.8	0.15	1.5	1.8	12.9	15.1	230	289
12×0.75	24/0.20	0.6	0.8	0.2	1.5	1.8	13.9	16.2	289	354
12×1	32/0.20	0.6	0.8	0.2	1.5	1.8	14.7	16.9	332	400
12×1.5	30/0.25	0.7	0.8	0.2	1.5	1.8	16.6	18.1	435	479
12×2.5	50/0.25	0.8	0.8	0.2	1.7	1.8	19.8	20.0	634	634
14×0.5	16/0.20	0.6	0.8	0.2	1.5	1.8	13.6	16.0	268	336
14×0.75	24/0.20	0.6	0.8	0.2	1.5	1.8	14.5	16.9	320	392
14×1	32/0.20	0.6	0.8	0.2	1.5	1.8	15.3	17.7	370	444
14×1.5	30/0.25	0.7	0.8	0.2	1.5	1.8	17.4	18.9	487	535
14×2.5	50/0.25	0.8	0.8	0.2	1.7	1.8	20.7	20.9	713	713
16×0.5	16/0.20	0.6	0.8	0.2	1.5	1.8	14.2	16.7	294	369
16×0.75	24/0.20	0.6	0.8	0.2	1.5	1.8	15.2	17.7	353	431
16×1	32/0.20	0.6	0.8	0.2	1.5	1.8	16.0	18.5	408	490
16×1.5	30/0.25	0.7	0.8	0.2	1.5	1.8	18.3	19.8	540	593
16×2.5	50/0.25	0.8	0.8	0.2	1.7	1.8	21.8	22.0	494	794
19×0.5	16/0.20	0.6	0.8	0.2	1.5	1.8	14.9	17.5	325	406
19×0.75	24/0.20	0.6	0.8	0.2	1.5	1.8	15.9	18.5	392	478
19×1	32/0.20	0.6	0.8	0.2	1.5	1.8	16.8	19.4	455	545
19×1.5	30/0.25	0.7	0.8	0.2	1.7	1.8	19.6	20.8	624	664
19×2.5	50/0.25	0.8	0.8	0.2	1.7	1.8	22.9	23.1	896	896

QUNXING WIRE AND CABLE
QUNXING WIRE AND CABLE

铜芯聚氯乙烯绝缘聚氯乙烯护套编织屏控制软电缆(KVVRP)
Copper conductor ,PVC insulated and sheathed,braided copper wire screened,flexible control cable (KVVRP)

芯数及导体标称截面 Number and nominal cross-section of conductor mm²	导体结构 Conductor structure	绝缘厚度 Insulation thickness		屏蔽铜丝直径 Dia.of the copper wires of the screen	护套厚度 Sheath thickness		电缆近似外径 Approx.cable dia.		电缆近似重量 Approx.cable weight	
	No./Φmm	mm		mm	mm		mm		Kg/km	
	—	450/750V	0.6/1kV	—	450/750V	0.6/1kV	450/750V	0.6/1kV	450/750V	0.6/1kV
24×0.5	16/0.20	0.6	0.8	0.2	1.5	1.8	17.0	20.0	395	494
24×0.75	24/0.20	0.6	0.8	0.2	1.5	1.8	18.2	21.2	479	584
24×1	32/0.20	0.6	0.8	0.2	1.7	1.8	19.7	22.3	577	669
24×1.5	30/0.25	0.7	0.8	0.2	1.7	1.8	22.5	23.9	768	818
24×2.5	50/0.25	0.8	0.8	0.2	1.7	1.8	26.5	26.7	1108	1108
27×0.5	16/0.20	0.6	0.8	0.2	1.5	1.8	17.3	20.4	425	532
27×0.75	24/0.20	0.6	0.8	0.2	1.5	1.8	18.6	21.7	518	631
27×1	32/0.20	0.6	0.8	0.2	1.5	1.8	19.7	22.8	606	725
27×1.5	30/0.25	0.7	0.8	0.2	1.7	1.8	23.0	24.4	835	890
27×2.5	50/0.25	0.8	0.8	0.25	1.7	1.8	27.3	27.5	1244	1244
30×0.5	16/0.20	0.6	0.8	0.2	1.5	1.8	17.8	21.0	458	573
30×0.75	24/0.20	0.6	0.8	0.2	1.7	1.8	19.6	22.4	578	682
30×1	32/0.20	0.6	0.8	0.2	1.7	1.8	20.7	23.5	676	785
30×1.5	30/0.25	0.7	0.8	0.25	1.7	1.8	24.0	25.4	934	995
30×2.5	50/0.25	0.8	0.8	0.25	1.7	1.8	28.2	28.4	1356	1356
37×0.5	16/0.20	0.6	0.8	0.2	1.7	1.8	19.5	22.5	552	669
37×0.75	24/0.20	0.6	0.8	0.2	1.7	1.8	21.0	24.0	677	800
37×1	32/0.20	0.6	0.8	0.2	1.7	1.8	22.2	25.2	796	925
37×1.5	30/0.25	0.7	0.8	0.25	1.7	1.8	25.7	27.3	1104	1177
37×2.5	50/0.25	0.8	0.8	0.25	2.0	2.0	30.9	30.9	1657	1643
44×0.5	16/0.20	0.6	0.8	0.2	1.7	1.8	21.6	25.0	642	779
44×0.75	24/0.20	0.6	0.8	0.25	1.7	1.8	23.5	26.9	816	964
44×1	32/0.20	0.6	0.8	0.25	1.7	1.8	24.9	28.3	958	1114
44×1.5	30/0.25	0.7	0.8	0.25	1.7	1.9	28.7	30.7	1293	1392
44×2.5	50/0.25	0.8	0.8	0.3	2.0	2.1	34.8	35.0	1983	1983
48×0.5	16/0.20	0.6	0.8	0.2	1.7	1.8	21.9	25.4	681	827
48×0.75	24/0.20	0.6	0.8	0.25	1.7	1.8	23.8	27.3	867	1026
48×1	32/0.20	0.6	0.8	0.25	1.7	1.9	25.3	29.0	1020	1200
48×1.5	30/0.25	0.7	0.8	0.25	1.7	2.0	29.1	31.4	1381	1501
48×2.5	50/0.25	0.8	0.8	0.3	2.0	2.1	35.3	35.5	2123	2123
52×0.5	16/0.20	0.6	0.8	0.2	1.7	1.8	22.5	26.1	723	879
52×0.75	24/0.20	0.6	0.8	0.25	1.7	1.8	24.5	28.0	922	1091
52×1	32/0.20	0.6	0.8	0.25	1.7	1.9	26.0	29.7	1087	1278
61×0.5	16/0.20	0.6	0.8	0.25	1.7	1.8	23.9	27.7	845	1027
61×0.75	24/0.20	0.6	0.8	0.25	1.7	1.9	25.8	29.8	1045	1252
61×1	32/0.20	0.6	0.8	0.25	1.7	2.0	27.4	31.6	1236	1469

QUNXING WIRE AND CABLE
QUNXING WIRE AND CABLE

铜芯聚氯乙烯绝缘聚氯乙烯护套铜丝编织屏蔽钢带铠装控制电缆(kVVP-22)

Copper conductor ,PVC insulated and sheathed,braided copper wire screened,steel wire armoured control cable (KVVP-22)

芯数及导体标称截面 Number and nominal cross-section of conductor mm²	导体结构 Conductor structure	绝缘厚度 Insulation thickness		屏蔽铜丝直径 Dia.of the copper wires of the screen	钢带厚度 Thickness of steel tape	护套厚度 Sheath thickness		电缆近似外径 Approx.cable dia.		电缆近似重量 Approx.cable weight	
	No./Φmm	mm		mm	mm	mm		mm		Kg/km	
	—	450/750V	0.6/1kV	—	—	450/750V	0.6/1kV	450/750V	0.6/1kV	450/750V	0.6/1kV
2×0.75	1/0.97	0.6	0.8	0.15	2×0.2	1.5	1.8	11.7	13.1	211	259
2×1	1/1.13	0.6	0.8	0.15	2×0.2	1.5	1.8	12.1	13.5	226	275
2×1.5	1/1.38	0.7	0.8	0.15	2×0.2	1.5	1.8	13.0	14.0	262	300
2×2.5	1/1.78	0.8	0.8	0.15	2×0.2	1.5	1.8	14.4	15.0	322	349
2×4	1/2.25	0.8	1.0	0.20	2×0.2	1.5	1.8	15.6	17.0	394	455
2×6	1/2.76	0.8	1.0	0.20	2×0.2	1.5	1.8	16.7	18.1	466	530
2×10	7/1.35	1.0	1.0	0.20	2×0.2	1.7	1.8	19.8	20.0	651	670
3×0.75	1/0.97	0.6	0.8	0.15	2×0.2	1.5	1.8	12.1	13.5	230	282
3×1	1/1.13	0.6	0.8	0.15	2×0.2	1.5	1.8	12.5	13.9	248	302
3×1.5	1/1.38	0.7	0.8	0.15	2×0.2	1.5	1.8	13.5	14.5	292	333
3×2.5	1/1.78	0.8	0.8	0.15	2×0.2	1.5	1.8	14.9	15.5	367	395
3×4	1/2.25	0.8	1.0	0.20	2×0.2	1.5	1.8	16.2	17.7	456	523
3×6	1/2.76	0.8	1.0	0.20	2×0.2	1.5	1.8	17.5	18.9	549	621
3×10	7/1.35	1.0	1.0	0.20	2×0.2	1.7	1.8	20.7	20.9	784	804
4×0.75	1/0.97	0.6	0.8	0.15	2×0.2	1.5	1.8	12.7	14.2	256	314
4×1	1/1.13	0.6	0.8	0.15	2×0.2	1.5	1.8	13.1	14.7	278	338
4×1.5	1/1.38	0.7	0.8	0.15	2×0.2	1.5	1.8	14.2	15.3	331	376
4×2.5	1/1.78	0.8	0.8	0.20	2×0.2	1.5	1.8	16.1	16.7	439	470
4×4	1/2.25	0.8	1.0	0.20	2×0.2	1.5	1.8	17.3	18.9	532	608
4×6	1/2.76	0.8	1.0	0.20	2×0.2	1.5	1.8	18.7	20.3	649	731
4×10	7/1.35	1.0	1.0	0.20	2×0.2	1.7	1.8	22.3	22.5	941	963
5×0.75	1/0.97	0.6	0.8	0.15	2×0.2	1.5	1.8	13.3	15.0	283	348
5×1	1/1.13	0.6	0.8	0.15	2×0.2	1.5	1.8	13.8	15.5	310	377
5×1.5	1/1.38	0.7	0.8	0.15	2×0.2	1.5	1.8	15.1	16.2	373	423
5×2.5	1/1.78	0.8	0.8	0.20	2×0.2	1.5	1.8	17.1	17.7	500	533
5×4	1/2.25	0.8	1.0	0.20	2×0.2	1.5	1.8	18.5	20.2	612	698
5×6	1/2.76	0.8	1.0	0.20	2×0.2	1.5	1.8	20.0	21.7	754	846
5×10	7/1.35	1.0	1.0	0.20	2×0.2	1.7	1.8	24.0	24.2	1105	1129

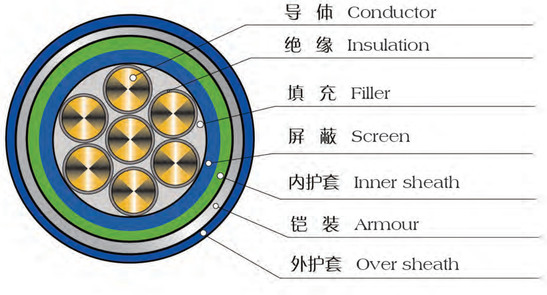

铜芯聚氯乙烯绝缘聚氯乙烯护套铜丝编织屏蔽钢带铠装控制电缆(kVVP-22)

Copper conductor ,PVC insulated and sheathed,braided copper wire screened,steel wire armoured control cable (KVVP-22)

芯数及导体标称截面 Number and nominal cross-section of conductor mm²	导体结构 Conductor structure	绝缘厚度 Insulation thickness		屏蔽铜丝直径 Dia.of the copper wires of the screen	钢带厚度 Thickness of steel tape	护套厚度 Sheath thickness		电缆近似外径 Approx.cable dia.		电缆近似重量 Approx.cable weight	
	No./Φmm	mm		mm	mm	mm		mm		Kg/km	
	—	450/750V	0.6/1kV	—	—	450/750V	0.6/1kV	450/750V	0.6/1kV	450/750V	0.6/1kV
6×0.75	1/0.97	0.6	0.8	0.15	2×0.2	1.5	1.8	14.0	15.8	309	380
6×1	1/1.13	0.6	0.8	0.15	2×0.2	1.5	1.8	14.6	16.4	339	413
6×1.5	1/1.38	0.7	0.8	0.15	2×0.2	1.5	1.8	16.0	17.2	411	465
6×2.5	1/1.78	0.8	0.8	0.20	2×0.2	1.5	1.8	18.2	18.8	556	591
6×4	1/2.25	0.8	1.0	0.20	2×0.2	1.5	1.8	19.8	21.6	695	792
6×6	1/2.76	0.8	1.0	0.20	2×0.2	1.5	1.8	21.5	23.3	863	967
6×10	7/1.35	1.0	1.0	0.20	2×0.2	1.7	1.8	25.9	26.1	1275	1301
7×0.75	1/0.97	0.6	0.8	0.15	2×0.2	1.5	1.8	14.0	15.8	318	390
7×1	1/1.13	0.6	0.8	0.15	2×0.2	1.5	1.8	14.6	16.4	351	426
7×1.5	1/1.38	0.7	0.8	0.15	2×0.2	1.5	1.8	16.0	17.2	428	483
7×2.5	1/1.78	0.8	0.8	0.20	2×0.2	1.5	1.8	18.2	18.8	583	618
7×4	1/2.25	0.8	1.0	0.20	2×0.2	1.5	1.8	19.8	21.6	736	835
7×6	1/2.76	0.8	1.0	0.20	2×0.2	1.5	1.8	21.5	23.3	922	1028
7×10	7/1.35	1.0	1.0	0.20	2×0.2	1.7	1.8	25.9	26.1	1373	1399
8×0.75	1/0.97	0.6	0.8	0.15	2×0.2	1.5	1.8	14.7	16.6	348	428
8×1	1/1.13	0.6	0.8	0.15	2×0.2	1.5	1.8	15.3	17.2	386	468
8×1.5	1/1.38	0.7	0.8	0.20	2×0.2	1.5	1.8	17.1	18.3	490	552
8×2.5	1/1.78	0.8	0.8	0.20	2×0.2	1.5	1.8	19.3	19.9	650	686
8×4	1/2.25	0.8	1.0	0.20	2×0.2	1.7	1.8	21.4	22.9	831	920
8×6	1/2.76	0.8	1.0	0.20	2×0.2	1.7	1.8	23.3	24.8	1043	1138
8×10	7/1.35	1.0	1.0	0.25	2×0.2	1.7	1.9	27.9	28.3	1558	1600
10×0.75	1/0.97	0.6	0.8	0.20	2×0.2	1.5	1.8	16.5	18.7	427	524
10×1	1/1.13	0.6	0.8	0.20	2×0.2	1.5	1.8	17.3	19.5	474	574
10×1.5	1/1.38	0.7	0.8	0.20	2×0.2	1.5	1.8	19.1	20.5	585	657
10×2.5	1/1.78	0.8	0.8	0.20	2×0.2	1.7	1.8	22.3	22.5	802	824
10×4	1/2.25	0.8	1.0	0.20	2×0.2	1.7	1.8	24.3	26.1	1006	1114
10×6	1/2.76	0.8	1.0	0.25	2×0.2	1.7	1.9	26.8	28.8	1298	1430
10×10	7/1.35	1.0	1.0	0.25	2×0.2	1.7	2.0	32.1	32.7	1909	1973
12×0.75	1/0.97	0.6	0.8	0.20	2×0.2	1.5	1.8	16.9	19.2	458	562
12×1	1/1.13	0.6	0.8	0.20	2×0.2	1.5	1.8	17.6	19.9	511	619
12×1.5	1/1.38	0.7	0.8	0.20	2×0.2	1.5	1.8	19.6	21.0	636	713
12×2.5	1/1.78	0.8	0.8	0.20	2×0.2	1.7	1.8	22.8	23.0	882	904
12×4	1/2.25	0.8	1.0	0.20	2×0.2	1.7	1.8	24.9	26.8	1117	1235
12×6	1/2.76	0.8	1.0	0.25	2×0.2	1.7	1.9	27.5	29.6	1452	1594
14×0.75	1/0.97	0.6	0.8	0.20	2×0.2	1.5	1.8	17.5	19.9	496	608
14×1	1/1.13	0.6	0.8	0.20	2×0.2	1.5	1.8	18.3	20.7	556	673
14×1.5	1/1.38	0.7	0.8	0.20	2×0.2	1.5	1.8	20.4	21.8	697	779
14×2.5	1/1.78	0.8	0.8	0.20	2×0.2	1.7	1.8	23.8	24.0	974	997
14×4	1/2.25	0.8	1.0	0.20	2×0.2	1.7	1.8	26.0	28.0	1243	1372
14×6	1/2.76	0.8	1.0	0.25	2×0.2	1.7	1.9	28.7	30.9	1623	1780

QUNXING WIRE AND CABLE
QUNXING WIRE AND CABLE

铜芯聚氯乙烯绝缘聚氯乙烯护套铜丝编织屏蔽钢带铠装控制电缆(KVVP-22)

Copper conductor ,PVC insulated and sheathed,braided copper wire screened,steel wire armoured control cable (KVVP-22)

芯数及导体标称截面 Number and nominal cross-section of conductor mm²	导体结构 Conductor structure	绝缘厚度 Insulation thickness		屏蔽铜丝直径 Dia.of the copper wires of the screen	钢带厚度 Thickness of steel tape	护套厚度 Sheath thickness		电缆近似外径 Approx.cable dia.		电缆近似重量 Approx.cable weight	
	No./Φmm	mm		mm	mm	mm		mm		Kg/km	
	—	450/750V	0.6/1kV	—	—	450/750V	0.6/1kV	450/750V	0.6/1kV	450/750V	0.6/1kV
16×0.75	1/0.97	0.6	0.8	0.20	2×0.2	1.5	1.8	18.2	20.6	536	657
16×1	1/1.13	0.6	0.8	0.20	2×0.2	1.5	1.8	19.0	21.5	603	730
16×1.5	1/1.38	0.7	0.8	0.20	2×0.2	1.5	1.8	21.2	22.8	761	849
16×2.5	1/1.78	0.8	0.8	0.20	2×0.2	1.7	1.8	24.8	25.0	1069	1094
19×0.75	1/0.97	0.6	0.8	0.20	2×0.2	1.5	1.8	18.9	21.5	583	714
19×1	1/1.13	0.6	0.8	0.20	2×0.2	1.5	1.8	19.8	22.4	660	796
19×1.5	1/1.38	0.7	0.8	0.20	2×0.2	1.7	1.8	22.5	23.7	858	932
19×2.5	1/1.78	0.8	0.8	0.20	2×0.2	1.7	1.8	25.9	26.1	1186	1212
24×0.75	1/0.97	0.6	0.8	0.20	2×0.2	1.5	1.8	21.2	24.2	679	855
24×1	1/1.13	0.6	0.8	0.20	2×0.2	1.7	1.8	22.6	25.2	813	957
24×1.5	1/1.38	0.7	0.8	0.20	2×0.2	1.7	1.8	25.35	26.9	1036	1126
24×2.5	1/1.78	0.8	0.8	0.25	2×0.2	1.7	1.9	29.7	30.1	1479	1523
27×0.75	1/0.97	0.6	0.8	0.20	2×0.2	1.7	1.8	21.9	24.6	759	907
27×1	1/1.13	0.6	0.8	0.20	2×0.2	1.7	1.8	23.0	25.7	866	1019
27×1.5	1/1.38	0.7	0.8	0.20	2×0.2	1.7	1.8	25.9	27.3	1110	1205
27×2.5	1/1.78	0.8	0.8	0.25	2×0.2	1.7	1.9	30.3	30.7	1594	1639
30×0.75	1/0.97	0.6	0.8	0.20	2×0.2	1.7	1.8	22.5	25.3	809	967
30×1	1/1.13	0.6	0.8	0.20	2×0.2	1.7	1.8	23.7	26.4	926	1089
30×1.5	1/1.38	0.7	0.8	0.25	2×0.2	1.7	1.8	26.9	28.4	1221	1324
30×2.5	1/1.78	0.8	0.8	0.25	2×0.2	1.7	2.0	31.2	31.8	1720	1781
37×0.75	1/0.97	0.6	0.8	0.20	2×0.2	1.7	1.8	23.9	26.9	924	1105
37×1	1/1.13	0.6	0.8	0.20	2×0.2	1.7	1.9	25.1	28.3	1063	1265
37×1.5	1/1.38	0.7	0.8	0.25	2×0.2	1.7	1.9	28.6	30.4	1412	1544
37×2.5	1/1.78	0.8	0.8	0.25	2×0.5	2.0	2.1	35.2	35.4	2420	2458
44×0.75	1/0.97	0.6	0.8	0.25	2×0.2	1.7	1.9	26.4	30.0	1091	1319
44×1	1/1.13	0.6	0.8	0.25	2×0.2	1.7	2.0	27.8	31.6	1257	1510
44×1.5	1/1.38	0.7	0.8	0.25	2×0.2	1.7	2.0	31.6	33.8	1635	1804
44×2.5	1/1.78	0.8	0.8	0.30	2×0.5	2.0	2.2	39.0	39.4	2842	2903
48×0.75	1/0.97	0.6	0.8	0.25	2×0.2	1.7	1.9	26.7	30.4	1147	1386
48×1	1/1.13	0.6	0.8	0.25	2×0.2	1.7	2.0	28.2	32.1	1325	1590
48×1.5	1/1.38	0.7	0.8	0.25	2×0.5	1.7	2.1	33.2	35.7	2077	2290
48×2.5	1/1.78	0.8	0.8	0.30	2×0.5	2.0	2.2	39.6	40.0	2999	3061
52×0.75	1/0.97	0.6	0.8	0.25	2×0.2	1.7	2.0	27.3	31.3	1209	1476
52×1	1/1.13	0.6	0.8	0.25	2×0.2	1.7	2.0	28.9	32.8	1400	1678
52×1.5	1/1.38	0.7	0.8	0.25	2×0.5	2.0	2.1	34.6	36.5	2235	2412
52×2.5	1/1.78	0.8	0.8	0.30	2×0.5	2.2	2.3	40.9	41.1	3209	3254
61×0.75	1/0.97	0.6	0.8	0.25	2×0.2	1.7	2.0	28.7	32.9	1348	1645
61×1	1/1.13	0.6	0.8	0.25	2×0.2	1.7	2.1	30.3	34.7	1569	1895
61×1.5	1/1.38	0.7	0.8	0.25	2×0.5	2.0	2.2	36.3	38.5	2490	2704
61×2.5	1/1.78	0.8	0.8	0.30	2×0.5	2.2	2.4	43.1	43.5	3599	3668

QUNXING WIRE AND CABLE
QUNXING WIRE AND CABLE

JOCA 玖开集团

铜芯聚氯乙烯绝缘聚氯乙烯护套铜带屏蔽钢带铠装控制电缆(KVVP2-22)

Copper conductor ,PVC insulated and sheathed,copper tape screened,steel tape armoured control cable (KVVP2-22)

芯数及导体标称截面 Number and nominal cross-section of conductor mm²	导体结构 Conductor structure	绝缘厚度 Insulation thickness		铜带厚度 thickness of the copper strip	钢带厚度 Thickness of steel tape	护套厚度 Sheath thickness		电缆近似外径 Approx.cable dia.		电缆近似重量 Approx.cable weight	
	No./Φmm	mm		mm	mm	mm		mm		Kg/km	
	—	450/750V	0.6/1kV	—	—	450/750V	0.6/1kV	450/750V	0.6/1kV	450/750V	0.6/1kV
2×0.75	1/0.97	0.6	0.8	0.15	2×0.2	1.5	1.8	11.0	12.4	189	228
2×1	1/1.13	0.6	0.8	0.15	2×0.2	1.5	1.8	11.3	12.7	202	242
2×1.5	1/1.38	0.7	0.8	0.15	2×0.2	1.5	1.8	12.2	13.2	236	265
2×2.5	1/1.78	0.8	0.8	0.15	2×0.2	1.5	1.8	13.4	14.0	287	306
2×4	1/2.25	0.8	1.0	0.20	2×0.2	1.5	1.8	14.4	15.8	340	387
2×6	1/2.76	0.8	1.0	0.20	2×0.2	1.5	1.8	15.4	16.8	404	454
2×10	7/1.35	1.0	1.0	0.20	2×0.2	1.7	1.8	19.2	19.4	598	607
3×0.75	1/0.97	0.6	0.8	0.15	2×0.2	1.5	1.8	11.3	12.8	207	249
3×1	1/1.13	0.6	0.8	0.15	2×0.2	1.5	1.8	11.7	13.1	223	266
3×1.5	1/1.38	0.7	0.8	0.15	2×0.2	1.5	1.8	12.6	13.7	264	295
3×2.5	1/1.78	0.8	0.8	0.15	2×0.2	1.5	1.8	13.9	14.5	328	348
3×4	1/2.25	0.8	1.0	0.20	2×0.2	1.5	1.8	14.9	16.4	397	450
3×6	1/2.76	0.8	1.0	0.20	2×0.2	1.5	1.8	16.0	17.5	483	538
3×10	7/1.35	1.0	1.0	0.20	2×0.2	1.7	1.8	20.1	20.3	727	736
4×0.75	1/0.97	0.6	0.8	0.15	2×0.2	1.5	1.8	11.9	13.5	230	278
4×1	1/1.13	0.6	0.8	0.15	2×0.2	1.5	1.8	12.3	13.8	250	299
4×1.5	1/1.38	0.7	0.8	0.15	2×0.2	1.5	1.8	13.4	14.4	300	335
4×2.5	1/1.78	0.8	0.8	0.20	2×0.2	1.5	1.8	14.8	15.4	379	400
4×4	1/2.25	0.8	1.0	0.20	2×0.2	1.5	1.8	15.9	17.5	466	526
4×6	1/2.76	0.8	1.0	0.20	2×0.2	1.5	1.8	17.2	18.7	574	638
4×10	7/1.35	1.0	1.0	0.20	2×0.2	1.7	1.8	21.7	21.9	877	886
5×0.75	1/0.97	0.6	0.8	0.15	2×0.2	1.5	1.8	12.5	14.2	255	308
5×1	1/1.13	0.6	0.8	0.15	2×0.2	1.5	1.8	12.9	14.6	278	334
5×1.5	1/1.38	0.7	0.8	0.15	2×0.2	1.5	1.8	14.2	15.3	338	377
5×2.5	1/1.78	0.8	0.8	0.20	2×0.2	1.5	1.8	15.8	16.4	4733	455
5×4	1/2.25	0.8	1.0	0.20	2×0.2	1.5	1.8	17.0	18.7	538	607
5×6	1/2.76	0.8	1.0	0.20	2×0.2	1.5	1.8	18.4	20.1	671	743
5×10	7/1.35	1.0	1.0	0.20	2×0.2	1.7	1.8	23.4	23.6	1033	1044

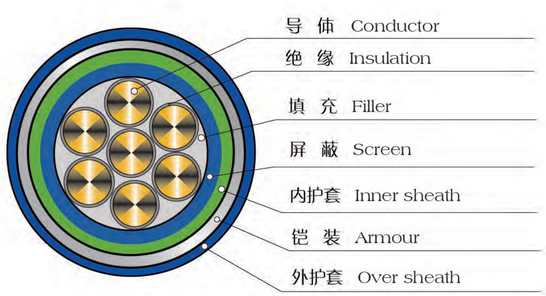

QUNXING WIRE AND CABLE
QUNXING WIRE AND CABLE

电缆结构尺寸 Construction

60227 IEC 01(BV)

一般用途单芯硬导体无护套电缆
Single-core non-sheathed cable with solid conductor for general purposes

标称截面 Num.cross-section of conductor mm²	导体种类 Class of conductor	绝缘厚度 Insulation thickness mm	平均外径上限 Mean overall diameter (Upper limit) mm	电缆近似重量 Approx.weight of cable kg/km	20℃导体最大直流电阻 Max.resistance of conductor (20℃) Ω/km		最小绝缘电阻 Min.insulation resistance (70℃) MΩ.km
					不镀金属 Plain	镀金属 Metal-coated	
1.5	1	0.7	3.3	19	12.1	12.2	0.011
1.5	2	0.7	3.4	20	12.1	12.2	0.010
2.5	1	0.8	3.9	30	7.41	7.56	0.010
2.5	2	0.8	4.2	32	7.41	7.56	0.009
4	1	0.8	4.4	45	4.61	4.70	0.0085
4	2	0.8	4.8	47	4.61	4.70	0.0077
6	1	0.8	4.9	64	3.08	3.11	0.0070
6	2	0.8	5.4	66	3.08	3.11	0.0065
10	1	1.0	6.4	107	1.83	1.84	0.0070
10	2	1.0	6.8	113	1.83	1.84	0.0065
16	2	1.0	8.0	170	1.15	1.16	0.0050
25	2	1.2	9.8	267	0.727	0.734	0.0050
35	2	1.2	11.0	361	0.524	0.529	0.0040
50	2	1.4	13.0	490	0.387	0.391	0.0045
70	2	1.4	15.0	690	0.268	0.270	0.0035
95	2	1.6	17.0	954	0.193	0.195	0.0035
120	2	1.6	19.0	1190	0.153	0.154	0.0032
150	2	1.8	21.0	1464	0.124	0.126	0.0032
185	2	2.0	23.5	1835	0.0991	0.100	0.0032
240	2	2.2	26.5	2402	0.0574	0.0762	0.0032
300	2	2.4	29.5	3005	0.0601	0.0607	0.0030
400	2	2.6	33.5	3828	0.0470	0.0475	0.0028

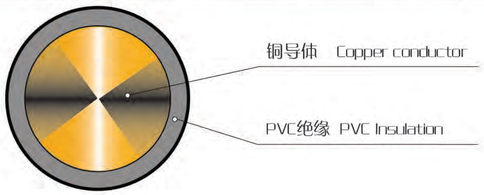

BV、BV-90

60227 IEC 02(RV)

一般用途单芯软导体无护套电缆
Single-core non-sheathed cable with flexible conductor for general purposes

标称截面 Num.cross-section of conductor mm²	导体种类 Class of conductor	绝缘厚度 Insulation thickness mm	平均外径上限 Mean overall diameter (Upper limit) mm	电缆近似重量 Approx.weight of cable kg/km	20℃导体最大直流电阻 Max.resistance of conductor (20℃) Ω/km		最小绝缘电阻 Min.insulation resistance (70℃) MΩ.km
					不镀金属 Plain	镀金属 Metal-coated	
1.5	5	0.7	3.5	19	13.3	13.7	0.010
2.5	5	0.8	4.2	30	7.98	8.21	0.009
4	5	0.8	4.8	46	4.95	5.09	0.007
6	5	0.8	6.3	67	3.30	3.39	0.006
10	5	1.0	7.6	121	1.91	1.95	0.0056
16	5	1.0	8.8	173	1.21	1.24	0.0046
25	5	1.2	11.0	268	0.780	0.795	0.0044
35	5	1.2	12.5	370	0.554	0.565	0.0038
50	5	1.4	14.5	526	0.386	0.393	0.0037
70	5	1.4	17.0	727	0.272	0.277	0.0032
95	5	1.6	19.0	959	0.206	0.210	0.0032
120	5	1.6	21.0	1201	0.161	0.164	0.0029
150	5	1.8	23.5	1508	0.129	0.132	0.0029
185	5	2.0	26.0	1844	0.106	0.108	0.0029
240	5	2.2	29.5	2420	0.0801	0.0817	0.0029

60227 IEC 05(BV)

内部布线用导体温度为70℃的单芯实心导体无护套电缆
Single-core non-sheathed cable with solid conductor for internal wiring for conductor temperature of 70℃

标称截面 Num.cross-section of conductor mm²	导体种类 Class of conductor	绝缘厚度 Insulation thickness mm	平均外径上限 Mean overall diameter (Upper limit) mm	电缆近似重量 Approx.weight of cable kg/km	20℃导体最大直流电阻 Max.resistance of conductor (20℃) Ω/km		最小绝缘电阻 Min.insulation resistance (70℃) MΩ.km
					不镀金属 Plain	镀金属 Metal-coated	
0.5	1	0.6	2.4	8	36.0	36.7	0.015
0.75	1	0.6	2.6	10	24.5	24.8	0.012
1	1	0.6	2.8	13	18.1	18.2	0.011

QUNXING WIRE AND CABLE
QUNXING WIRE AND CABLE
QUNXING WIRE AND CABLE
QUNXING WIRE AND CABLE

铜芯聚氯乙烯绝缘聚氯乙烯护套铜带屏蔽钢带铠装控制电缆(KVVP2-22)

Copper conductor ,PVC insulated and sheathed,copper tape screened,steel tape armoured control cable (KVVP2-22)

芯数及导体标称截面 Number and nominal cross-section of conductor mm²	导体结构 Conductor structure	绝缘厚度 Insulation thickness		屏蔽铜丝直径 Dia.of the copper wires of the screen	钢带厚度 Thickness of steel tape	护套厚度 Sheath thickness		电缆近似外径 Approx.cable dia.		电缆近似重量 Approx.cable weight	
	No./Φmm	mm		mm	mm	mm		mm		Kg/km	
	—	450/750V	0.6/1kV	—	—	450/750V	0.6/1kV	450/750V	0.6/1kV	450/750V	0.6/1kV
6×0.75	1/0.97	0.6	0.8	0.15	2×0.2	1.5	1.8	13.2	15.0	278	336
6×1	1/1.13	0.6	0.8	0.15	2×0.2	1.5	1.8	13.6	15.4	305	365
6×1.5	1/1.38	0.7	0.8	0.15	2×0.2	1.5	1.8	15.0	16.2	373	415
6×2.5	1/1.78	0.8	0.8	0.20	2×0.2	1.5	1.8	16.8	17.4	482	505
6×4	1/2.25	0.8	1.0	0.20	2×0.2	1.5	1.8	18.2	20.0	604	679
6×6	1/2.76	0.8	1.0	0.20	2×0.2	1.5	1.8	19.7	21.5	770	852
6×10	7/1.35	1.0	1.0	0.20	2×0.2	1.7	1.8	25.2	25.4	1195	1207
7×0.75	1/0.97	0.6	0.8	0.15	2×0.2	1.5	1.8	13.2	15.0	286	346
7×1	1/1.13	0.6	0.8	0.15	2×0.2	1.5	1.8	13.6	15.4	316	378
7×1.5	1/1.38	0.7	0.8	0.15	2×0.2	1.5	1.8	15.0	16.2	389	432
7×2.5	1/1.78	0.8	0.8	0.20	2×0.2	1.5	1.8	16.8	17.4	508	531
7×4	1/2.25	0.8	1.0	0.20	2×0.2	1.5	1.9	18.2	20.0	644	721
7×6	1/2.76	0.8	1.0	0.20	2×0.2	1.5	1.8	19.7	21.5	827	912
7×10	7/1.35	1.0	1.0	0.20	2×0.2	1.7	1.8	25.2	25.4	1291	1302
8×0.75	1/0.97	0.6	0.8	0.15	2×0.2	1.5	1.8	13.8	15.7	313	380
8×1	1/1.13	0.6	0.8	0.15	2×0.2	1.5	1.9	14.3	16.3	347	416
8×1.5	1/1.38	0.7	0.8	0.20	2×0.2	1.5	1.8	15.8	17.1	430	4778
8×2.5	1/1.78	0.8	0.8	0.20	2×0.2	1.5	1.8	17.8	18.4	567	592
8×4	1/2.25	0.8	1.0	0.20	2×0.2	1.7	1.8	19.8	21.3	740	809
8×6	1/2.76	0.8	1.0	0.20	2×0.2	1.7	2.0	21.4	23.0	939	1012
8×10	7/1.35	1.0	1.0	0.25	2×0.2	1.7	1.8	27.0	27.2	1440	1452
10×0.75	1/0.97	0.6	0.8	0.20	2×0.2	1.5	1.9	15.3	17.5	368	448
10×1	1/1.13	0.6	0.8	0.20	2×0.2	1.5	1.9	16.0	18.2	410	492
10×1.5	1/1.38	0.7	0.8	0.20	2×0.2	1.5	2.1	17.8	19.2	513	569
10×2.5	1/1.78	0.8	0.8	0.20	2×0.2	1.7	1.9	20.6	20.8	702	711
10×4	1/2.25	0.8	1.0	0.20	2×0.2	1.7	2.0	22.5	24.3	896	981
10×6	1/2.76	0.8	1.0	0.25	2×0.2	1.7	2.0	24.5	26.3	1143	1233
10×10	7/1.35	1.0	1.0	0.25	2×0.2	1.7	2.2	31.3	31.9	1766	1809
12×0.75	1/0.97	0.6	0.8	0.20	2×0.2	1.5	1.9	15.7	17.9	396	482
12×1	1/1.13	0.6	0.8	0.20	2×0.2	1.5	2.0	16.3	18.6	445	533
12×1.5	1/1.38	0.7	0.8	0.20	2×0.2	1.5	2.1	18.2	19.6	561	621
12×2.5	1/1.78	0.8	0.8	0.20	2×0.2	1.7	2.2	21.1	21.3	775	784
12×4	1/2.25	0.8	1.0	0.20	2×0.2	1.7	2.0	23.0	24.9	1000	1093
12×6	1/2.76	0.8	1.0	0.25	2×0.2	1.7	2.0	25.2	27.0	1288	1387
14×0.75	1/0.97	0.6	0.8	0.20	2×0.2	1.5	2.1	16.2	18.6	430	523
14×1	1/1.13	0.6	0.8	0.20	2×0.2	1.5	2.3	16.9	19.3	485	581
14×1.5	1/1.38	0.7	0.8	0.20	2×0.2	1.5	2.0	18.9	20.4	617	681
14×2.5	1/1.78	0.8	0.8	0.20	2×0.2	1.7	2.1	22.0	22.2	858	868
14×4	1/2.25	0.8	1.0	0.20	2×0.2	1.7	2.2	24.0	26.0	1117	1220
14×6	1/2.76	0.8	1.0	0.25	2×0.2	1.7	2.4	26.3	28.3	1447	1558

QUNXING WIRE AND CABLE
QUNXING WIRE AND CABLE

铜芯聚氯乙烯绝缘聚氯乙烯护套铜带屏蔽钢带铠装控制电缆(KVVP2-22)

Copper conductor ,PVC insulated and sheathed,copper tape screened,steel tape armoured control cable (KVVP2-22)

芯数及导体标称截面 Number and nominal cross-section of conductor mm²	导体结构 Conductor structure	绝缘厚度 Insulation thickness		铜带厚度 thickness of the copper strip	钢带厚度 Thickness of steel tape	护套厚度 Sheath thickness		电缆近似外径 Approx.cable dia.		电缆近似重量 Approx.cable weight	
	No./Φmm	mm		mm	mm	mm		mm		Kg/km	
	—	450/750V	0.6/1kV	—	—	450/750V	0.6/1kV	450/750V	0.6/1kV	450/750V	0.6/1kV
16×0.75	1/0.97	0.6	0.8	0.20	2×0.2	1.5	1.8	16.8	19.3	466	567
16×1	1/1.13	0.6	0.8	0.20	2×0.2	1.5	1.8	17.6	20.1	527	631
16×1.5	1/1.38	0.7	0.8	0.20	2×0.2	1.5	1.8	19.7	21.3	675	744
16×2.5	1/1.78	0.8	0.8	0.20	2×0.2	1.7	1.8	22.9	23.1	944	954
19×0.75	1/0.97	0.6	0.8	0.20	2×0.2	1.5	1.8	17.5	20.1	508	617
19×1	1/1.13	0.6	0.8	0.20	2×0.2	1.5	1.8	18.3	20.9	578	691
19×1.5	1/1.38	0.7	0.8	0.20	2×0.2	1.7	1.8	21.0	22.2	764	821
19×2.5	1/1.78	0.8	0.8	0.20	2×0.2	1.7	1.8	24.0	24.2	1051	1062
24×0.75	1/0.97	0.6	0.8	0.20	2×0.2	1.5	1.8	19.7	22.7	609	740
24×1	1/1.13	0.6	0.8	0.20	2×0.2	1.7	1.8	21.0	23.6	715	832
24×1.5	1/1.38	0.7	0.8	0.20	2×0.2	1.7	1.8	23.7	25.1	925	994
24×2.5	1/1.78	0.8	0.8	0.25	2×0.2	1.7	1.9	27.3	27.5	284	1296
27×0.75	1/0.97	0.6	0.8	0.20	2×0.2	1.7	1.8	20.4	23.1	666	787
27×1	1/1.13	0.6	0.8	0.20	2×0.2	1.7	1.8	21.4	24.1	764	889
27×1.5	1/1.38	0.7	0.8	0.20	2×0.2	1.7	1.8	24.2	25.6	994	1067
27×2.5	1/1.78	0.8	0.8	0.25	2×0.2	1.7	1.9	27.9	28.1	1390	1402
30×0.75	1/0.97	0.6	0.8	0.20	2×0.2	1.7	1.8	21.0	23.7	711	841
30×1	1/1.13	0.6	0.8	0.20	2×0.2	1.7	1.8	22.0	24.8	818	953
30×1.5	1/1.38	0.7	0.8	0.25	2×0.2	1.7	1.8	24.9	26.4	1070	1148
30×2.5	1/1.78	0.8	0.8	0.25	2×0.2	1.7	1.9	28.7	29.1	1504	1530
37×0.75	1/0.97	0.6	0.8	0.20	2×0.2	1.7	1.8	22.2	25.2	815	965
37×1	1/1.13	0.6	0.8	0.20	2×0.2	1.7	1.9	23.4	26.4	943	1100
37×1.5	1/1.38	0.7	0.8	0.25	2×0.2	1.7	1.8	26.5	28.1	1245	1336
37×2.5	1/1.78	0.8	0.8	0.25	2×0.5	2.0	2.0	31.3	32.5	2121	2121
44×0.75	1/0.97	0.6	0.8	0.25	2×0.2	1.7	1.8	24.4	27.8	939	1114
44×1	1/1.13	0.6	0.8	0.25	2×0.2	1.7	1.9	25.7	29.3	1090	1285
44×1.5	1/1.38	0.7	0.8	0.25	2×0.2	1.7	2.0	29.3	31.5	1446	1579
44×2.5	1/1.78	0.8	0.8	0.30	2×0.5	2.0	2.1	34.7	36.1	2457	2473
48×0.75	1/0.97	0.6	0.8	0.25	2×0.2	1.7	1.8	24.7	28.2	989	1174
48×1	1/1.13	0.6	0.8	0.25	2×0.2	1.7	1.9	26.0	29.7	1152	1358
48×1.5	1/1.38	0.7	0.8	0.25	2×0.2	1.7	2.0	29.7	33.1	1833	1992
48×2.5	1/1.78	0.8	0.8	0.30	2×0.5	2.0	2.1	35.2	36.6	2601	2617
52×0.75	1/0.97	0.6	0.8	0.25	2×0.2	1.7	1.9	25.3	29.1	1045	1254
52×1	1/1.13	0.6	0.8	0.25	2×0.2	1.7	1.9	26.7	30.4	1220	1438
52×1.5	1/1.38	0.7	0.8	0.25	2×0.5	2.0	2.0	31.0	33.9	1980	2103
52×2.5	1/1.78	0.8	0.8	0.30	2×0.5	2.2	2.2	36.5	77.7	2790	2799
61×0.75	1/0.97	0.6	0.8	0.25	2×0.2	1.7	1.9	26.6	30.6	1170	1405
61×1	1/1.13	0.6	0.8	0.25	2×0.2	1.7	2.0	28.0	32.2	1373	1632
61×1.5	1/1.38	0.7	0.8	0.25	2×0.5	2.0	2.1	32.7	35.9	2214	2370
61×2.5	1/1.78	0.8	0.8	0.30	2×0.5	2.2	2.2	38.5	39.7	3143	3143

QUNXING WIRE AND CABLE
QUNXING WIRE AND CABLE

主要技术性能 Main technical data

电缆的主要性能 Main electrical properties of cable

序号 Number	性能 Propetry	导体种类 Kinds of conductor	额定电压 Rated voltage	导体标称截面 Nom.cross-section of conductor mm²							
				0.5	0.75	1.0	1.5	2.5	4	6	10
1	20℃直流电阻最大 d.c resistance of conductor at 20℃ Max.Ω/km	实芯 Solid		—	24.5	18.1	12.1	7.41	4.61	3.08	—
		绞合式 Standed	450/750V 0.6/1kV	—	24.5	18.1	12.1	7.41	4.61	3.08	1.83
		软结构 Fiexible structure		39.0	26.0	19.5	13.3	7.98	—	—	—
2	70℃最小绝缘电阻 Min. insulation resistance at 70℃ Max.Ω/km	实芯 Solid	450/750V	—	0.012	0.011	0.011	0.010	0.0085	0.0070	—
			0.6/1kV	—	0.014	0.013	0.012	0.010	0.0090	0.0077	—
		绞合式 Standed	450/750V	—	0.014	0.013	0.010	0.009	0.0077	0.0065	0.0065
			0.6/1kV	—	0.017	0.016	0.011	0.009	0.009	0.0077	0.0065
		软结构 Fiexible structure	450/750V	1.013	0.011	0.010	0.010	0.009	—	—	—
			0.6/1kV	0.015	0.013	0.012	0.011	0.009	—	—	—
3	交流电压试验 a.c.Voltage test		450/750V	3kV,5min							
			0.6/1kV	3kV,5min							

QUNXING WIRE AND CABLE
QUNXING WIRE AND CABLE

铜芯聚氯乙烯绝缘聚氯乙烯护套铜丝编织屏蔽钢带铠装控制电缆(kVVP-22)

Copper conductor ,PVC insulated and sheathed,braided copper wire screened,steel wire armoured control cable (KVVP-22)

序号 No.	性能 Property		单位 Unit	技术指标 Technical index			
1	材料名称 Material symbol		—	绝缘Insulation		护套Sheath	
2	材料代号 Material symbol		—	PVC-I1 1)	PVC-I22)	PVC-S11)	PVC-S12)
3	未老化前 Without ageing						
3.1	抗张强度 Tensile strength	最小 min.	N/mm²	12.5	10	12.5	10
3.2	断裂伸长率 Elongation at break	最小 min.	%	150	150	150	150
4	空气箱老化后性能 After ageing in air oven						
4.1	抗张强度 Tensile strength	最小 min.	N/mm²	12.5	10	12.5	10
4.2	抗张强度变化率 Tensile strength variation	最大 max.	%	±25	±20	±25	±20
4.3	断裂伸长率 Elongation at break	最小 min.	%	150	150	150	150
4.4	断裂伸长率变化率 Elongation at break variation	最大 max.	%	±25	±20	±25	±20
5	失重试验 Loss of mass in air oven	最大 max.	mg/cm²	2.0			
6	热冲击试验 Pressure test at low temperature		—	不开裂No crack			
7	高温压力试验 Heat shock test	最大 max.	%	50			
8	低温试验 Behaviour at low temperature						
8.1	低温卷绕试验 Behaviour at low temperature		—	不开裂No crack			
8.2	低温拉伸试验 Elongation test at low temperature	最小 min.	%	20			
8.3	低温冲击试验 Impact test at low temperature		—	不开裂No crack			

注：1）固定敷设的硬结构电缆用
2）移动场合的软结构电缆用

Notes:1)Used for cables with hard structure for fixed insulation.
2)Used for with flexible structure for movable situation.

III

电子计算机电缆

多芯屏蔽电子计算机电缆（企业标准）Muilti-core screened computer cable (enterprise standard)

适用范围 Applications

本产品使用额定电压450/750V及以下或直流1000V及以下的配电装置中，作为电器、仪表、计算机的连接线。

This product applies for connecting wire of electric appliance,apparatus or computer,used in distribution equipment with rated voltage up to and including A.C.450/750V or D.C.1000V.

使用条件 Condition

电缆允许在环境温度-40℃~50℃，相对湿度不大于80%时作固定敷设移动使用，电缆线芯工作温度不高于70℃，在使用过程中电缆应防止高温直接辐射或接触。电缆敷设时温度应不低于0℃。

The cable is approved to operate fix-installation or moveable using in ambient temperature-40℃ to 50℃,relative humidity not larger than 80% and operating temperature of core not higher than 70℃ as well as avo-iding direct high-temperature radiation or contact.The temperature for installation shall not be below 0℃.

推荐允许弯曲半径：无铠装层电缆应不小于电缆外径的60倍；有铠装层或屏蔽层的电缆应不小于电缆外径的12倍；有屏蔽结构的软电缆应不小于电缆外径的6倍。

Permissible bending radius:not less than 6 times of overall diameter for unarmored cable,not less than 12 times of overall diameter for screened cable,not less than 6 times of overall diameter for screened flexi-ble cable.

电缆型号、名称 Type and Name

型号 Type	名称 Name	主要用途 Main Usage
DJYPV	聚乙烯绝缘对绞组铜丝编织分屏蔽聚氯乙烯护套计算机电缆 PE insulated pair twisted copper-wire-braided pair shield PVC sheathed computer cable	固定敷设 Fixed installation
DJYP2V	聚乙烯绝缘对绞组铜带分屏蔽聚氯乙烯护套计算机电缆 PE insulated pair twisted copper-tape pair shield PVC sheathed computer cable	固定敷设 Fixed installation
DJYP3V	聚乙烯绝缘对绞组铝塑复合带分屏蔽聚氯乙烯护套计算机电缆 PE insulated pair twisted aluminum-plastic common tape pair shield PVC sheathed computer cable	固定敷设 Fixed installation
DJYVP	聚乙烯绝缘对绞组铜丝编织总屏蔽聚氯乙烯护套计算机电缆 PE insulated pair twisted copper-wire-braided common shield PVC sheathed computer cable	固定敷设 Fixed installation
DJYVP2	聚乙烯绝缘对绞组铜带总屏蔽聚氯乙烯护套计算机电缆 PE insulated pair twisted copper-tape common shield PVC sheathed computer cable	固定敷设 Fixed installation
DJYVP3	聚乙烯绝缘对绞组铝塑复合带总屏蔽聚氯乙烯护套计算机电缆 PE insulated pair twisted aluminum-plastic compounded tape common shield PVC sheathed computer cable	固定敷设 Fixed installation
DJYPVP	聚乙烯绝缘对绞组铜丝编织分屏蔽及总屏蔽聚氯乙烯护套计算机电缆 PE insulated pair twisted copper-wire-braided pair and common shield PVC sheathed computer cable	固定敷设 Fixed installation
DJYP2VP2	聚乙烯绝缘对绞组铜带分屏蔽及总屏蔽聚氯乙烯护套计算机电缆 PE insulated pair twisted copper-tape pair and common shield PVC sheathed computer cable	固定敷设 Fixed installation
DJYP3VP3	聚乙烯绝缘对绞组铝塑复合带分屏蔽及总屏蔽聚氯乙烯护套计算机电缆 PE insulated pair twisted aluminum-plastic compounded tape common shield PVC sheathed computer cable	固定敷设 Fixed installation
DJYPVR	聚乙烯绝缘对绞组铜线编织分屏蔽聚氯乙烯护套软计算机电缆 PE insulated pair twisted copper-wire-braided pair shield PVC sheathed computer flexible cable	移动使用 Moveable using
DJYP2VR	聚乙烯绝缘对绞组铜带分屏蔽聚氯乙烯护套软计算机电缆 PE insulated pair twisted copper-tape pair shield PVC sheathed computer flexible cable	移动使用 Moveable using
DJYP3VR	聚乙烯绝缘对绞组铝塑复合带分屏蔽聚氯乙烯护套计算机软电缆 PE insulated pair twisted aluminum-plastic compounded tape pair shielded PVC sheathed computer flexible cable	移动使用 Moveable using
DJYPVPR	聚乙烯绝缘对绞组铜线编织分屏蔽及总屏蔽聚氯乙烯护套软计算机电缆 PE insulated pair twisted copper-wire-braided pair and common shield PVC sheathed computer flexible cable	移动使用 Moveable using
DJYP2VP2R	聚乙烯绝缘对绞组铜带分屏蔽及总屏蔽聚氯乙烯护套计算机软电缆 PE insulated pair twisted copper-tape pair and common shield PVC sheathed computer flexible cable	移动使用 Moveable using

型号 Type	名称 Name	主要用途 Main Usage
DYJP3VP3R	聚氯乙烯绝缘对绞组铝塑复合带分屏蔽及总屏蔽聚氯乙烯护套计算机软电缆 PE insulated pair twisted aluminum-plastic commonded tape common shielded PVC sheathed computer flexible cable	移动使用 Moveable using
DJVPVP	聚氯乙烯绝缘对绞组铜线编织分屏蔽及总屏蔽聚氯乙烯护套计算机电缆 PVC insulated pair twisted copper-wire-braided common shielded PVC sheathed computer cable	固定敷设 Fixed installation
DJVP2VP2	聚氯乙烯绝缘对绞组铜带分屏蔽及总屏蔽聚氯乙烯护套计算机电缆 PVC insulated pair twisted copper-tape pair and common shielded PVC sheathed computer cable	固定敷设 Fixed installation
DJVP3VP3	聚氯乙烯绝缘对绞组铝塑复合带分屏蔽及总屏蔽聚氯乙烯护套计算机电缆 PVC insulated pair twisted aluminum-plastic compounded tape common shielded PVC sheathed computer cable	固定敷设 Fixed installation
DJVPVPR	聚氯乙烯绝缘对绞组铜线编织分屏蔽及总屏蔽聚氯乙烯护套计算机软电缆 PVC insulated pair twisted copper-wire-braided pairs and common shielded PVC sheathed computer flexible cable	移动使用 Moveable using
DJVP2VP2R	聚氯乙烯绝缘对绞组铜带分屏蔽及总屏蔽聚氯乙烯护套计算机软电缆 PVC insulated pair twisted copper-tape pair and common shielded PVC sheathed computer flexible cable	移动使用 Moveable using
DJVP3VP3R	聚氯乙烯绝缘对绞组铝塑复合带分屏蔽及总屏蔽聚氯乙烯护套计算机软电缆 PVC insulated pair twisted aluminum-plastic compounded tape pair and common shielded PVC sheathed computer flexible cable	移动使用 Moveable using
DJVVP	聚氯乙烯绝缘对绞组铜线编织总屏蔽聚氯乙烯护套计算机软电缆 PVC insulated pair twisted copper-wire-braided common shielded PVC sheathed computer flexible cable	移动使用 Moveable using
DJVVPR	聚氯乙烯绝缘对绞组铜线编织总屏蔽聚氯乙烯护套计算机电缆 PVC insulated pair twisted copper-wire-braided common shielded PVC sheathed computer cable	移动使用 Moveable using
DJVVP2R	聚氯乙烯绝缘对绞组铜带总屏蔽聚氯乙烯护套计算机电缆 PVC insulated pair twisted copper-tape common shielded PVC sheathed computer cable	移动使用 Moveable using
DJVVP3R	聚氯乙烯绝缘对绞组铝塑复合带总屏蔽聚氯乙烯护套计算机软电缆 PVC insulated pair twisted aluminum-plastic compounded tape common shielded PVC sheathed computer flexible cable	移动使用 Moveable using
DJVV	聚氯乙烯绝缘对绞组聚氯乙烯护套计算机软电缆 PVC insulated pair twisted PVC sheathed computer cable	固定敷设 Fixed installation
DJVVP	聚氯乙烯绝缘对绞组铜线编织总屏蔽聚氯乙烯护套计算机电缆 PVC insulated pair twisted copper-wire-braided common shielded PVC sheathed computer cable	固定敷设 Fixed installation
DJVVP2	聚氯乙烯绝缘对绞组铜带总屏蔽聚氯乙烯护套计算机电缆 PVC insulated pair twisted copper-tape common shielded PVC sheathed computer cable	固定敷设 Fixed installation
DJPP3	聚氯乙烯绝缘对绞组铝塑复合带总屏蔽聚氯乙烯护套计算机电缆 PVC insulated pair twisted aluminum-plastic compounded tape common shielded PVC sheathed computer cable	固定敷设 Fixed installation
DJYPV22	聚氯乙烯绝缘对绞组铜线编织分屏蔽聚氯乙烯护套双层钢带铠装计算机电缆 PE insulated pair twisted copper-wire-braided pair shielded double steel tape armored PVC sheathed computer cable	固定敷设 Fixed installation
DJYP2V22	聚氯乙烯绝缘对绞组铜带分屏蔽聚氯乙烯护套双层钢带铠装计算机电缆 PE insulated pair twisted copper-tape-braided pair shielded double steel tape armored PVC sheathed computer cable	固定敷设 Fixed installation
DJYP3V22	聚氯乙烯绝缘对绞组铝塑复合带分屏蔽聚氯乙烯护套双层钢带铠装计算机电缆 PE insulated pair twisted aluminum-plastic tape shielded double steel tape armored PVC sheathed computer cable	固定敷设 Fixed installation
DJYVP22	聚氯乙烯绝缘对绞组铜线编织总屏蔽聚氯乙烯护套双层钢带铠装计算机电缆 PE insulated pair twisted copper-wire-braided common shielded double steel tape armored PVC sheathed computer cable	固定敷设 Fixed installation
DJYVP3-22	聚氯乙烯绝缘对绞组铝塑复合带总屏蔽聚氯乙烯护套双层钢带铠装计算机电缆 PE insulated pair twisted aluminum-plastic compound tape common shielded double steel tape armored PVC sheathed computer cable	固定敷设 Fixed installation
DJYPVP22	聚氯乙烯绝缘对绞组铜线编织分屏蔽及总屏蔽聚氯乙烯护套双层钢带铠装计算机电缆 PE insulated pair twisted copper-wire-braided pair and common shield double steel tape armored PVC sheathed computercable	固定敷设 Fixed installation
DJYP2VP2-22	聚氯乙烯绝缘对绞组铜带分屏蔽及总屏蔽聚氯乙烯护套双层钢带铠装计算机电缆 PE insulated pair twisted copper-tape pair and common shield double steel tape armored PVC sheathed computer cable	固定敷设 Fixed installation
DJYP3VP3-22	聚氯乙烯绝缘对绞组铝塑复合带分屏蔽及总屏蔽聚氯乙烯护套双层钢带铠装计算机电缆 PE insulated pair twisted aluminum-plastic compound tape pair and common shield double steel tape armored PVC sheathed computer cable	固定敷设 Fixed installation
DJVPVP22	聚氯乙烯绝缘对绞组铜丝编织分屏蔽及总屏蔽聚氯乙烯护套双层钢带铠装计算机电缆 PE insulated pair twisted copper-wire-braided pair and common shield double steel tape armored PVC sheathed computer cable	固定敷设 Fixed installation
DJVP2VP2-22	聚氯乙烯绝缘对绞组铜带分屏蔽及总屏蔽聚氯乙烯护套双层钢带铠装计算机电缆 PE insulated pair twisted copper-tape pair and common shield double steel tape armored PVC sheathed computer cable	固定敷设 Fixed installation
DJVP3VP3-22	聚氯乙烯绝缘对绞组铝塑复合带分屏蔽及总屏蔽聚氯乙烯护套双层钢带铠装计算机电缆 PE insulated pair twisted aluminum-plastic compound tape pair and common shield double steel tape armored PVC sheathed computer cable	固定敷设 Fixed installation
DJVVP22	聚氯乙烯绝缘对绞组铜丝编织总屏蔽聚氯乙烯护套双层钢带铠装计算机电缆 PE insulated pair twisted copper-wire-braided common shield double steel tape armored PVC sheathed computer cable	固定敷设 Fixed installation
DJVVP2-22	聚氯乙烯绝缘对绞组铜带总屏蔽聚氯乙烯护套双层钢带铠装计算机电缆 PE insulated pair twisted copper-tape common shield double steel tape armored PVC sheathed computer cable	固定敷设 Fixed installation
DJVVP3-22	聚氯乙烯绝缘对绞组铝塑复合带总屏蔽聚氯乙烯护套双层钢带铠装计算机电缆 PE insulated pair twisted aluminum-plastic compound tape common shield double steel tape armored PVC sheathed computer cable	固定敷设 Fixed installation

产品制造规格范围 Product range

型号 Type	标称截面 mm² Nom.cross-section	线芯对数 Pair number of core
DJVVR,DJVVPR,DJVVP2R, DJVVP3R,DJVPVRP,DJVP2VP2R,DJVP3VP3R	0.5,0.75,1,1.5	1~40
DJVV,DJVVP,DJVVP2,DJVVP3, DJYVP,DJYVP2,DJYVP3,DJVPVP, DJVP2VP2,DJVP3VP3,DJYPV, DJYP2V,DJYP3V,DJYPVP, DJYP2VP2,DJYP3VP3,DJYPVR, DJYP2VR,DJYP3VR,DJYPVPR, DJYP2VP2R,DJYP3VP3R	0.5,0.75,1,1.5	1~40
DJVVP22,DLVVP2-22,DJVVP3-22, DJYVP22,DJYVP3-22,DJRVP22, DJVP2VP2-22,DJVP3VP3-22,DJYPV22, DJYP2V22,DJYP3V22,DJYPVP22, DJYPVVP2-22,DJYP3VP3-22	0.5,0.75,1,1.5	1~40

系列规格结构技术参数
Technical data for series specification and construction

标称截面 Nom. Cross-section mm²	导体种类 Class of conductor	20℃导体电阻（Ω/km）≤ Conductor resistance at 20℃				20℃绝缘电阻≥MΩ.km Insulation resistance at 20℃	
		不镀锡 Untinned		镀锡 Tinned		聚乙烯 PE	聚氯乙烯 PVC
		1,2类 Class-1,2	5类 Class-5	1,2类 Class-1,2	5类 Class-5		
0.5	1,2,5	36.0	39.0	36.7	40.1	1200	12
0.75	1,2,5	24.5	26.0	24.8	26.7	1000	10
1	1,2,5	18.1	19.5	18.2	20.0	1000	10
1.5	1,2,5	12.1	13.3	12.2	13.7	900	9

QUNXING WIRE AND CABLE

规 格 Specification mm 2	导体结构根/直径 Conductor construction No./diameter of wire mm	电缆计算外径 Calculated overall diameter				导体结构根/直径 Conductor construction No./diameter of wire mm	电缆计算外径 Calculated overall diameter				导体结构根/直径 Conductor construction No./diameter of wire mm	电缆计算外径 Calculated overall diameter			
		分屏 Pair shield mm	分屏总屏 Pair and common shield mm	分屏铠装 Pair shield and armored mm	对屏总屏铠装 Pair,common shield& armored mm		分屏 Pair shield mm	分屏总屏 Pair and common shield mm	分屏铠装 Pair shield and armored mm	对屏总屏铠装 Pair,common shield& armored mm		分屏 Pair shield mm	分屏总屏 Pair and common shield mm	分屏铠装 Pair shield and armored mm	对屏总屏铠装 Pair,common shield& armored mm
1×2×0.5	1/0.80	8.0	-	11.5	-	7/0.30	8.5	-	12.0	-	16/0.20	9.0	-	12.5	-
2×2×0.5		11.5	12.5	15.5	16.5		12.0	13.5	15.5	17.0		13.0	14.0	16.5	18.0
3×2×0.5		12.5	13.5	16.0	17.0		13.0	14.0	16.5	17.5		13.5	15.0	17.0	18.5
4×2×0.5		13.5	14.5	17.0	18.0		14.0	15.0	17.5	18.5		15.0	16.0	18.5	19.5
5×2×0.5		15.0	16.0	18.5	19.5		15.5	17.0	19.0	20.0		16.0	17.5	19.5	21.5
6×2×0.5		16.0	17.0	19.5	21.0		17.0	17.5	20.0	21.5		17.5	18.5	21.0	22.5
7×2×0.5		16.0	17.0	19.5	21.0		17.0	17.5	20.0	21.5		17.5	18.5	21.0	22.5
8×2×0.5		17.0	18.5	21.0	22.0		18.0	19.0	21.5	22.5		18.5	20.0	22.0	24.0
9×2×0.5		18.5	20.5	22.0	23.0		19.5	20.5	22.5	24.0		20.0	21.0	23.5	25.0
10×2×0.5		19.5	21.0	23.0	24.5		20.5	21.5	23.5	25.0		21.0	22.5	24.5	26.0
12×2×0.5		20.0	22.0	24.0	25.5		21.0	22.5	24.5	26.0		22.0	23.5	25.5	27.5
14×2×0.5		22.0	23.0	25.5	26.5		22.5	24.0	26.0	27.5		23.5	25.0	27.0	28.5
16×2×0.5		23.0	24.5	26.5	28.0		24.0	25.5	27.5	29.0		25.0	26.5	28.5	30.0
19×2×0.5		25.0	26.0	28.5	29.5		26.0	27.5	29.5	31.0		26.5	28.5	30.5	33.5
24×2×0.5		27.5	29.0	31.0	34.0		29.0	30.0	33.5	35.0		29.5	31.5	34.5	36.5
1×2×0.75	1/0.97	8.5	-	12.0	-	7/0.37	9.0	-	12.0	-	24/0.20	9.5	-	13.0	-
2×2×0.75		12.5	13.5	16.0	17.0		13.0	14.5	16.5	17.5		13.5	15.0	17.0	18.5
3×2×0.75		13.0	14.5	16.5	18.0		13.5	15.0	17.0	18.5		14.5	15.5	18.0	19.0
4×2×0.75		14.5	15.5	18.0	19.0		15.0	16.0	18.5	19.5		16.0	17.0	19.5	20.5
5×2×0.75		16.0	17.0	19.5	20.5		16.5	17.5	20.0	21.0		17.0	18.5	21.0	22.5
6×2×0.75		17.0	18.5	21.0	22.0		18.0	19.0	21.5	22.5		19.0	20.0	22.5	24.0
7×2×0.75		17.0	18.5	21.0	22.0		18.0	19.0	21.5	22.5		19.0	20.0	22.5	24.0
8×2×0.75		18.5	19.5	22.0	23.0		19.0	20.5	22.5	24.0		20.0	21.0	23.5	25.0
9×2×0.75		19.5	21.5	23.5	25.0		20.5	22.0	24.0	25.5		21.5	22.5	25.0	26.5
10×2×0.75		21.0	22.5	24.5	26.0		21.5	23.0	25.0	26.5		22.5	24.5	26.0	28.0
12×2×0.75		22.0	23.5	25.5	27.0		22.5	24.0	26.0	27.5		24.0	25.5	27.5	29.0
14×2×0.75		23.0	25.0	27.0	28.5		24.0	25.5	28.0	29.0		25.5	27.0	29.0	30.5
16×2×0.75		25.0	26.0	28.5	29.5		25.5	27.0	29.5	31.0		26.5	28.5	30.5	33.5
19×2×0.75		26.5	28.0	30.5	31.5		27.5	29.0	31.5	34.0		29.0	30.5	34.0	35.5
24×2×0.75		29.5	31.5	34.5	36.0		30.5	32.0	36.0	37.0		32.0	33.5	37.0	39.0

QUNXING WIRE AND CABLE
QUNXING WIRE AND CABLE

规 格 Specification mm 2	导体结构根/直径 Conductor construction No./diameter of wire mm	电缆计算外径 Calculated overall diameter				导体结构根/直径 Conductor construction No./diameter of wire mm	电缆计算外径 Calculated overall diameter				导体结构根/直径 Conductor construction No./diameter of wire mm	电缆计算外径 Calculated overall diameter			
		分屏 Pair shield mm	分屏总屏 Pair and common shield mm	分屏铠装 Pair shield and armored mm	对屏总屏铠装 Pair,common shield& armored mm		分屏 Pair shield mm	分屏总屏 Pair and common shield mm	分屏铠装 Pair shie il and armored mm	对屏总屏铠装 Pair,common shield& armored mm		分屏 Pair shield mm	分屏总屏 Pair and common shield mm	分屏铠装 Pair shield and armored mm	对屏总屏铠装 Pair,common shield& armored mm
1×2×1	1/1.13	9.0	-	12.5	-	7/0.43	10.0	-	13.5	-	32/0.20	10.5	-	13.5	-
2×2×1		13.5	15.0	17.0	18.5		14.5	15.5	18.0	19.0		15.0	16.5	18.5	20.0
3×2×1		14.5	15.5	18.0	19.0		15.5	16.5	19.0	20.0		16.0	17.0	19.5	21.0
4×2×1		16.0	17.0	19.5	20.5		17.0	18.0	20.0	21.5		17.5	19.0	21.0	22.5
5×2×1		17.5	18.5	21.0	22.0		18.5	19.5	22.0	23.0		19.0	20.5	23.0	24.5
6×2×1		19.0	20.5	22.5	24.0		20.0	21.5	23.5	25.0		21.0	22.0	24.5	26.0
7×2×1		19.0	20.5	22.5	24.0		20.0	21.5	23.5	25.0		21.0	22.0	24.5	26.0
8×2×1		20.0	21.5	24.0	25.0		21.5	23.0	25.0	26.5		22.5	24.0	26.0	27.5
9×2×1		22.0	23.0	25.5	26.5		23.0	24.5	26.5	28.0		24.0	25.5	27.5	29.0
10×2×1		23.0	24.5	26.5	28.0		24.5	26.0	28.0	29.5		25.5	27.0	29.5	30.5
12×2×1		24.0	25.5	27.5	29.0		25.5	27.0	29.0	31.0		26.5	28.0	30.5	31.5
14×2×1		26.0	27.5	29.5	31.0		27.5	29.0	31.0	34.0		28.5	30.0	33.5	35.0
16×2×1		27.5	29.0	31.0	34.0		29.0	30.5	34.0	33.5		30.5	31.5	35.0	37.0
19×2×1		29.5	31.0	34.5	36.0		31.0	32.5	36.5	38.0		32.5	34.0	37.5	39.0
24×2×1		33.0	34.5	38.0	39.0		34.5	36.0	40.0	41.5		36.0	37.5	41.0	43.0
1×3×0.5	1/0.80	8.5	-	12.0	-	7/0.30	8.5	-	12.5	-	16/0.20	9.5	-	12.5	-
3×3×0.5		13.5	14.5	17.0	18.0		14.0	15.0	17.5	19.0		14.5	16.0	18.5	20.0
4×3×0.5		15.0	16.0	18.0	19.5		-	16.0	19.0	20.0		16.0	17.0	19.5	21.5
5×3×0.5		16.0	17.5	20.0	21.0		-	17.5	20.0	21.5		17.5	19.0	21.0	23.0
6×3×0.5		18.5	19.5	22.0	23.0		-	20.5	22.5	24.0		19.5	21.0	23.0	25.0
7×3×0.5		18.5	19.5	22.0	23.0		-	20.5	22.5	24.0		19.5	21.0	23.0	25.0
1×3×0.75	1/0.97	9.0	-	12.5	-	7/0.37	-	-	13.0	-	24/0.20	10.0	-	13.0	-
3×3×0.75		14.5	15.5	18.0	19.0		-	16.5	18.5	19.5		15.5	17.0	19.0	21.0
4×3×0.75		16.0	17.0	19.5	20.5		-	18.0	20.0	21.0		17.0	18.5	21.0	22.5
5×3×0.75		17.5	18.5	21.0	22.0		-	19.5	21.0	22.5		19.0	20.0	22.5	24.5
6×3×0.75		19.5	21.5	23.5	25.0		-	22.5	24.0	25.5		21.0	22.5	25.0	26.5
7×3×0.75		19.5	21.5	23.5	25.0		-	22.5	24.0	25.5		21.0	22.5	25.0	26.5

QUNXING WIRE AND CABLE
QUNXING WIRE AND CABLE

规 格 Specification mm²	导体结构根/直径 Conductor construction No./diameter of wire mm	电缆计算外径 Calculated overall diameter				导体结构根/直径 Conductor construction No./diameter of wire mm	电缆计算外径 Calculated overall diameter				导体结构根/直径 Conductor construction No./diameter of wire mm	电缆计算外径 Calculated overall diameter			
		分屏 Pair shield mm	分屏总屏 Pair and common shield mm	分屏铠装 Pair shield and armored mm	对屏总屏铠装 Pair,common shield& armored mm		分屏 Pair shield mm	分屏总屏 Pair and common shield mm	分屏铠装 Pair shield and armored mm	对屏总屏铠装 Pair,common shield& armored mm		分屏 Pair shield mm	分屏总屏 Pair and common shield mm	分屏铠装 Pair shield and armored mm	对屏总屏铠装 Pair,common shield& armored mm
1×3×1		9.5	-	13.5	-		10.5	-	14.0	-		10.5	-	14.5	-
3×3×1		15.5	17.0	19.5	20.5		17.0	18.5	20.0	21.5		17.5	18.5	21.0	22.5
4×3×1	1/1.13	17.0	18.5	21.0	22.0	7/0.43	18.5	20.0	22.0	23.0	32/0.20	19.0	20.0	22.5	24.5
5×3×1		19.0	21.0	22.5	24.5		21.0	22.5	24.0	25.0		21.0	22.5	24.5	26.5
6×3×1		21.5	23.0	25.5	26.5		23.5	25.0	26.5	28.0		24.0	25.5	27.5	29.0
7×3×1		21.5	23.0	25.5	26.5		23.5	25.0	26.5	28.0		24.0	25.5	27.5	29.0
1×3×1.5		10.5	-	14.0	-		11.5	-	14.5	-		11.5	-	15.0	-
3×3×1.5		17.0	18.0	21.0	22.0		18.5	20.0	21.0	22.5		18.5	20.0	22.5	24.0
4×3×1.5		19.0	20.0	22.5	24.0		20.5	22.0	23.5	25.0		20.5	22.0	24.0	26.0
5×3×1.5	1/1.38	21.0	22.5	24.5	26.0	7/0.52	22.5	24.0	26.0	27.5	30/0.25	22.5	24.5	26.5	28.0
6×3×1.5		23.5	25.0	27.5	28.5		25.5	27.0	28.5	30.5		25.5	27.5	29.0	31.0
7×3×1.5		23.5	25.0	27.5	28.5		25.5	27.0	28.5	30.5		25.5	27.5	29.0	31.0
1×2×1.5		10.0	-	13.0	-		10.5	-	14.0	-		11.0	-	14.5	-
2×2×1.5		14.5	16.0	18.5	19.5		15.5	17.0	19.0	20.0		16.0	17.5	20.0	21.0
3×2×1.5		15.0	16.5	19.0	20.0		16.5	18.0	20.0	21.0		14.0	18.5	21.0	22.0
4×2×1.5		16.5	18.0	21.0	22.0		18.0	19.5	21.5	22.5		19.0	20.0	22.5	24.0
5×2×1.5		19.0	20.5	22.5	24.0		20.0	21.5	23.5	25.0		21.0	22.0	24.5	26.0
6×2×1.5		21.0	22.0	24.5	25.5		20.5	22.0	25.5	26.5		22.5	24.0	26.0	27.5
7×2×1.5		21.0	22.0	24.5	25.5		20.5	22.0	25.5	26.5		22.5	24.0	26.0	27.5
8×2×1.5	1/1.38	22.0	23.5	25.5	27.0	7/0.52	23.0	24.5	27.0	28.5	30/0.25	24.0	25.5	27.5	29.0
9×2×1.5		24.0	25.5	27.5	29.0		25.0	26.5	28.5	30.5		26.0	27.5	29.5	31.0
10×2×1.5		25.0	26.5	28.5	30.5		26.5	28.0	30.5	31.5		27.5	29.0	31.0	34.0
12×2×1.5		26.5	28.0	30.0	31.5		27.5	29.0	31.5	34.5		28.5	30.5	33.5	35.5
14×2×1.5		28.5	29.5	32.0	34.5		29.5	31.0	35.0	36.0		31.0	32.5	35.5	37.5
16×2×1.5		30.0	31.5	35.0	36.5		31.5	33.0	37.0	38.0		32.5	34.0	37.5	39.5
19×2×1.5		32.5	34.0	37.0	39.0		34.0	35.5	39.5	41.0		35.0	37.0	40.0	42.0
24×2×1.5		36.0	37.5	41.0	42.5		38.0	39.5	43.5	44.5		39.0	41.0	44.0	46.0

QUNXING WIRE AND CABLE
QUNXING WIRE AND CABLE

JOCA 玖开集团

IV

额定电压450/750V 及以下橡皮绝缘电缆

◆ 额定电压450/750V及以下橡皮绝缘电缆

产品标准 Reference Standards

GB/T5013-2008 JB/T8735-2011

适用范围 Application

本产品适用于额定电压Uo/U为450/750V及以下家用电器、电动工具和各种移动式电气设备。
The product is suitable for home appliances,electric tools and other various moveable electrical equipments of rated voltage up to and including 450/750V.

电缆型号、名称 Type and name

型号 Type	名称 Name
60245IEC53(YZ)	普通强度橡套软线 Tough rubber insulated flexible cable for regular tenacity
60245IEC57(YZW)	普通氯丁或其它相当的合成弹性体橡胶软线 Common neoprene or other equivalent synthetic elastomer insulated flexible cable
60245IEC66(YCW)	重型氯丁或其他相当的合成弹性体橡套软电缆 Heavy neoprene or other equivalent synthetic elastomer insulated flexible cable
60245IEC81(YH)	高强度橡套电焊机电缆 Arc welding cable for high tenacity
60245IEC82(YHF)	氯丁或其它相当的合成弹性体橡套电焊机电缆 Neoprene or other equivalent synthetic elastomer insulated arc welding cable
YQ、YQW	轻型橡套软电缆 Tough rubber insulated light flexible cable
WZ、YZW	中型橡套软电缆 Tough rubber insulated common flexible cable
YZB、YZBW	中型橡套扁形软电缆 Tough rubber insulated common flat flexible cable
YC、YCW	重型橡套软电缆 Tough rubber insulated heavy flexible cable

QUNXING WIRE AND CABLE
QUNXING WIRE AND CABLE

JOCA 玖开集团

电缆规格 Cable specifications

型号 Type	额定电压 Rated voltageV	芯数 Number of cores	标称截面 Nomi.Cross-sectional mm²
60245IEC53(YZ)	300/500	2,3,4,5	0.75-2.5
60245IEC57(YZW)	300/500	2,3,4,5	0.75-2.5
60245IEC66(YCW)	450/750	1,2,3,4,5	1.5-2.5
60245IEC81(YH)	-	1	16-95
60245IEC82(YHF)	-	1	16-95
YQ、YQW YZ、YZW	300/300 300/500	2,3 2,3,4,5 4(三大一小) 6	0.3-0.5 4-6 1.5-6 0.75-6
YZB、YZBW	300/500	2,3,4,5,6	0.75-6
YC	450/750	1 2 3,4 5 4 (三大一小) 2	1.5-400 1.5-95 1.5-150 1.5-25 2.5-150 35-95
YCW	450/750	3 4 (三大一小)	120-150 2.5-150
RX	300/300	2~3	0.3-4
RXS	300/300	1	0.3-4
RXH	300/300	2~3	0.3-4

QUNXING WIRE AND CABLE
QUNXING WIRE AND CABLE

执行标准: GB/T 5013-2008　JB/T 8735-2008
Implementation of the standard

型号 Type	规格 Specification 芯数×标称截面 No.of cod×Nominal Area mm2	导电线芯 Conductor mm	最大直流电阻20℃ Maximum DC Resistance at 20℃ 铜芯 Copper Ω/km	镀锡铜芯 Tin-Coated Copper Ω/km	载流量 Pemnissi becur rent Rating A
YZ 60245IEC53 (YZ)	2×0.75	24/0.20	26.0	26.7	14
	2×1	32/0.20	19.5	20.0	17
	2×1.5	30/0.25	13.3	13.7	21
	2×2.5	49/0.25	7.98	8.21	30
	2×4	56/0.30	4.95	5.09	41
	2×6	84/0.30	3.30	3.39	53
60245IEC57 (YZW)	3×0.75	24/0.20	26.0	26.7	12
	3×1	32/0.20	19.5	20.0	14
	3×1.5	30/0.25	13.3	13.7	18
	3×2.5	49/0.25	7.98	8.21	25
	3×4	56/0.30	19.5	20.0	12
	5×1.5	30/0.25	13.3	13.7	18
	5×2.5	49/0.25	7.98	8.21	25
	5×4	56/0.30	4.95	5.09	35
	5×6	84/0.30	3.30	3.39	45
	6×0.75	24/0.20	26.0	26.7	10
	6×1	32/0.20	19.5	20.0	12
	6×1.5	30/0.25	13.3	13.7	18
	6×2.5	49/0.25	7.98	8.21	25
	6×4	56/0.30	4.95	5.09	35
	6×6	84/0.30	3.30	3.39	45
60245IEC66 (YCW)	3×1.5+1×1.0	30/0.25+32/0.20	13.3	13.7	18
	3×2.5+1×1.5	49/0.25+30/0.25	7.98	8.21	25
	3×4+1×2.5	56/0.30+49/0.25	4.95	5.09	35
	3×6+1×4	84/0.30+56/0.30	3.30	3.39	45
	1×1.5	30/0.25	13.3	13.7	29
	1×2.5	49/0.25	7.968	8.21	37
	1×4	56/0.30	4.95	5.09	47
	1×6	84/0.30	3.30	3.39	52
	1×10	84/0.40	1.91	1.95	75
	1×16	126/0.40	1.21	1.24	112
	1×25	196/0.40	0.780	0.795	148
	1×35	276/0.40	0.554	0.565	183
	1×50	396/0.40	0.386	0.393	226
	1×70	360/0.50	0.272	0.277	289
	1×95	475/0.50	0.206	0.210	353
	1×120	608/0.50	0.161	0.164	415
	1×150	756/0.50	0.129	0.132	460
	1×185	925/0.50	0.106	0.108	529
	1×240	1221/0.50	0.801	0.0817	636

QUNXING WIRE AND CABLE
QUNXING WIRE AND CABLE

◆ 通用橡套软电缆

执行标准: GB/T 5013-2008　JB/T 8735-2011
Implementation of the standard

型号 Type	规格 Specification 芯数×标称截面 No.of cod×Nominal Area mm2	导电线芯 Conductor mm	最大直流电阻20℃ Maximum DC Resistance at 20℃ 铜芯 Copper Ω/km	镀锡铜芯 Tin-Coated Copper Ω/km	载流量 Pemnissi becur rent Rating A
YC 60245IEC66 (YCW)	2×1	32/0.20	19.5	20.0	17
	2×1.5	30/0.25	13.3	13.7	21
	2×2.5	49/0.25	7.98	8.21	30
	2×4	56/0.30	4.95	5.09	39
	2×6	84/0.30	3.30	3.39	57
	2×10	84/0.40	1.91	1.95	74
	2×16	126/0.40	1.21	1.24	98
	2×25	196/0.40	0.780	0.795	135
	2×35	276/0.40	0.554	0.565	167
	2×50	396/0.40	0.386	0.393	208
	2×70	360/0.50	0.272	0.277	259
	2×95	475/0.50	0.206	0.210	318
	3×1	32/0.20	19.5	20.0	17
	3×1.5	30/0.25	13.3	13.7	19
	3×2.5	49/0.25	7.98	8.21	26
	3×4	56/0.30	4.95	5.09	34
	3×6	84/0.30	3.30	3.39	43
	3×10	84/0.40	1.91	1.95	63
	3×16	126/0.40	1.21	1.24	84
	3×25	196/0.40	0.780	0.795	115
	3×35	276/0.40	0.554	0.565	142
	3×50	396/0.40	0.386	0.393	176
	3×70	360/0.50	0.272	0.277	224
	3×95	475/0.50	0.206	0.210	273
	3×120	308/0.50	0.161	0.164	316
	3×150	756/0.50	0.129	0.132	454
	4×1	32/0.20	19.5	20.0	17
	4×1.5	30/0.25	13.3	13.7	19
	4×2.5	49/0.25	7.98	8.21	27
	4×4	56/0.30	4.95	5.09	34
	4×6	84/0.30	3.30	3.39	43
	4×10	84/0.40	1.91	1.95	63
	4×16	126/0.40	1.21	1.24	84
	4×25	196/0.40	0.780	0.795	115
	4×35	276/0.40	0.554	0.565	142
	4×50	396/0.40	0.386	0.393	176
	4×70	360/0.50	0.272	0.277	224
	4×95	475/0.50	0.206	0.210	273
	4×120	308/0.50	0.161	0.164	316
	4×150	756/0.50	0.129	0.132	454

QUNXING WIRE AND CABLE
QUNXING WIRE AND CABLE

执行标准：GB / T 5013-2008 JB/T 8735-2011
Implementation of the standard

型号 Type	规格 Specification 芯数×标称截面 No.of cod×Nominal Area mm2	导电线芯 Conductor mm	最大直流电阻20℃ Maximum DC Resistance at 20℃ 铜芯 Copper Ω/km	镀锡铜芯 Tin-Coated Copper Ω/km	载流量 Pemnissi becur rent Rating A
YC 60245IEC66 (YCW)	5×1	32/0.20	19.5	20.0	17
	5×1.5	38/0.25	13.3	13.7	19
	5×2.5	49/0.25	7.98	8.21	26
	5×4	56/0.30	4.95	5.09	34
	5×6	84/0.30	3.30	3.39	43
	5×10	84/0.40	1.91	1.95	63
	5×16	126/0.40	1.21	1.24	84
	5×25	196/0.40	0.780	0.795	115
	四芯三大一小结构				
	3×2.5+1×1.5	49/0.25+30/0.25	7.98	8.21	26
	3×4+1×2.5	56/0.30+49/0.25	4.95	5.09	34
	3×6+1×4	84/0.30+56/0.30	3.30	3.39	43
	3×10+1×6	84/0.40+84/0.30	1.91	1.95	63
	3×16+1×6	126/0.40+84/0.30	1.21	1.24	84
	3×25+1×10	196/0.40+84/0.40	0.780	0.795	115
	3×35+1×10	276/0.40+84/0.40	0.554	0.565	142
	3×50+1×16	396/0.40+126/0.40	0.386	0.393	176
	3×70+1×25	360/0.50+196/0.40	0.272	0.277	224
	3×95+1×35	475/0.50+276/0.40	0.206	0.210	273
	3×120+1×35	608/0.50+276/0.40	0.161	0.164	316
	3×150+1×50	756/0.50+396/0.40	0.129	0.132	454

注：四芯三大一小结构中接地线芯的直流电阻与同型号相应截面主线芯相同。

◆ 电焊机电缆

执行标准：GB/T 5013-2008
Implementation of the standard

型号 Type	导体标称截面 mm²	导体中单线最大直流 mm	覆盖层总厚度规定值 mm	复合覆盖层中的护套厚度规定值 mm	增均外径 下限 mm	增均外径 上限 mm	20℃导体最大电阻 镀锡单线 Ω/km	20℃导体最大电阻 未镀锡单线 Ω/km
60245IEC81 (YH) 60245IEC82 (YHF)	16	0.21	2.0	1.3	9.2	11.5	1.19	1.16
	25	0.21	2.0	1.3	10.5	13.0	0.780	0.758
	35	0.21	2.0	1.3	11.5	14.5	0.554	0.536
	50	0.21	2.2	1.5	13.5	17.0	0.390	0.379
	70	0.21	2.4	1.6	15.5	19.5	0.276	0.268
	95	0.21	2.6	1.7	18.0	22.0	0.204	0.198

◆ 橡皮绝缘固定敷设电缆

产品标准 Reference Standards

JB1601-1993

适用范围 Application

本产品适用于额定电压Uo/U为300/500V及以下电气设备照明装置，作固定敷设用。
This product is suitable for electrical equipments and illuminators for fixed-laid.

电缆型号、名称 Type and name

型号 Type	名称 Name	使用范围 Application
BXF	铜芯橡皮绝缘氯丁或其它相当的合成胶混合物护套电缆 Copper stranded,rubber insulated,neoprene or other equivalent rubber polymer compound sheathed wire	适用于是户内明敷和户外特别是寒冷地区 For laying indoors or outdoors especially in cold area
BLXF	铝芯橡皮绝缘氯丁或其它相当的合成胶混合物护套电缆 Aluminium stranded,rubber insulated,neoprene or other equivalent rubber polymer compound sheathed wire	
BXY	铜芯橡皮绝缘黑色聚乙烯护套电线 Copper stranded,rubber insulated,black pe sheathed wire	适用于是户内穿管和户外特别是寒冷地区 For laying in ducts or outdoors especially in cold area
BLXY	铝芯橡皮绝缘黑色聚乙烯护套电线 Aluminium stranded,rubber insulated,black pe sheathed wire	
BX	铜芯橡皮绝缘面纱或其它相当纤维编织电线 Copper stranded,rubber insulated,cotton yarn or other equivalent fibre braided wire	固定敷设设用，可明敷设、暗敷 For fixed installation fo exposed or hidden purpose
BLX	铝芯橡皮绝缘面纱或其它相当纤维编织电线 Aluminium stranded,rubber insulated,cotton yarn or other equivalent fibre braided wire	
BXR	铜芯橡皮绝缘面纱或其它相当纤维编织电线 Copper stranded,rubber insulated,cotton yarn or other equivalent fibre braided wire	室内安装，要求较柔软时用 For laying indoors for flexible purpose

电缆规格 Type

型号 Type	额定电压 Rated voltage V	芯数 Number of cores	标称截面 Nominal cross section mm²
BXF	300/500	1	0.75~240
BLXF	300/500	1	2.5~240
BXY	300/500	1	0.75~240
BLXY	300/500	1	2.5~240
BX	300/500	1	0.75~630
BLX	300/500	1	2.5~630
BXR	300/500	1	0.75~400

QUNXING WIRE AND CABLE

◆ 矿用橡套软电缆

适用范围 Application

矿用橡套软电缆适用于配套矿山各种移动电器设备及采矿机械

The flexible rubber-sheathed cable for mining purposes is mad for the application in various movable alectrical appliance and excavators in mine.

电缆型号、名称 Type and name

型号 Type	名称 Name	使用范围 Application
UZ	矿用电钻电线 Drill cables	用于交流额定电压0.5kV及以下井下电缆 For drills under well at A.C.rated voltage up to and including 0.5kV
U	矿用移动橡套软电缆 Movable rubber-sheathed flexible cables for mining purposes	用于交流额定电压1kV及以下井下各种移动电器设备 For various movable electrical appliances under well at rated A.C.voltage up to and including 1kV
UP	矿用移动屏蔽橡套软电缆 Movable rubber-sheathed flexible cables with screen for mining purposes	用于交流额定电压1kV及以下井下各种移动电器设备 For various movable electrical appliances under well at rated A.C.voltage up to and including 1kV
UC	采掘机用橡套软电缆 Rubber-sheathed flexible coalcutter cables	用于交流额定电压1kV及以下井下各种采煤机及掘进机 For coal cutters and excavators under well at rated A.C.voltage up to and including 1kV
UCP	采掘机用屏蔽橡套软电缆 Rubber-sheathed flexible coalcutter cables with screens	用于交流额定电压1kV及以下井下各种采煤机及掘进机 For coal cutters and excavators under well at rated A.C.voltage up to and including 1kV

电缆生产范围 Produce range of cable

型号 Type	电压等级 Voltage grade KV	主线芯标称截面 Nominal cross sectional area of main core mm	芯数 No.of cores		
			主线芯 Main core	地线芯 Earthing core	控制线芯 Control core
UZ	0.5	2.5,4	3 3	1 1	0 1
		4	3 3	1 1	0 1
U,UP	1	6-70	3	1	0
		10	3	1	2 0
		16	3	1	3 0
UC, UCP	1	25-35	3	1	4 0
		50	3	1	7 0

◆ 6kV矿用移动屏蔽监视型橡套软电缆

适用范围 Application

适用于井下移动变压器及类似设备

电缆的型号和生产范围 Type and Produce Range of Cable

型号 Type	主线芯标称截面 Nominal cross sectional area of main core mm	芯数 No.of cores		
		主线芯 Main core	地线芯 Earthing core	监视线芯 Monitoring core
UCSP	25~50	3	1	1

◆ 矿用移动屏蔽橡套软电缆

适用范围 Application

矿用移动屏蔽橡套软电缆适用于煤矿井下移动电气设备输配电备

电缆的型号和生产范围 Type and Produce Range of Cable

型号 Type	主线芯标称截面 Nominal cross sectional area of main core mm	芯数 No.of cores		
		主线芯 Main core	地线芯 Earthing core	监视线芯 Monitoring core
UPQ	10~95	3	1	3

◆ 采煤机用屏蔽橡套软电缆

适用范围 Application

采煤机用屏蔽橡套软电缆适用于采矿机及其类似设备

电缆的型号和生产范围 Type and Produce Range of Cable

型号 Type	主线芯标称截面 Nominal cross sectional area of main core mm	芯数 No.of cores		
		主线芯 Main core	地线芯 Earthing core	监视线芯 Monitoring core
UCPQ	35~95	3	1	3

QUNXING WIRE AND CABLE

◆ 6kV矿用橡套软电缆

适用范围 Application

6kV矿用橡套软电缆适用于交流额定电压6kV及以下的移动配电装置及矿山采掘机械起重运输机械

电缆的型号和生产范围
Type and Produce Range of Cable

型号 Type	主线芯 Main core		接地线芯 Earthing core	
	芯数 Number of core	标称截面 Nominal cross sectional mm²	芯数 Number of core	标称截面 Nominal cross sectional mm²
UCF-6000	3	6	1	6
	3	10	1	10
	3	16	1	16
	3	25	1	16
	3	35	1	16

◆ 10kV盾构用高压橡套软电缆

适用范围 Application

只要适用于隧道、矿山、码头的高压输变电工程。

电缆的型号和生产范围
Type and Produce Range of Cable

型号 Type	芯数 Number of core	主线芯标称截面 Nominal cross-sectional mm²
UGEWP	3	16~70

◆ 10kV防腐高压橡套软电缆

适用范围 Application

主要适用于过河、过湖等有防酸、碱要求都高压输变电工程

电缆的型号和生产范围
Type and Produce Range of Cable

型号 Type	芯数 Number of core	主线芯标称截面 Nominal cross-sectional mm²
CEERP	1~3	10~70

JOCA 玖开集团

V
额定电压0.6/1kV及以下 聚氯乙烯绝缘电力电缆

电缆的型号 Type of cable

型号 Type	名称 Name	适用范围 Application
VV	铜芯聚氯乙烯绝缘聚氯乙烯护套电力电缆 Copper conductor PVC insulated PVC sheathed Power cable	室内、隧道及电缆沟等场所，不能承受机械外力。单芯电缆不允许敷设在磁性管道中。 For laying in intunels or cable trench, unable to bear external mechanical forces. Single-core cable in magneitic duct is not permissible.
VLV	铝芯聚氯乙烯绝缘聚氯乙烯护套电力电缆 Aluminum conductor PVC insulated PVC sheathed Power cable	
VY	铜芯聚氯乙烯绝缘聚乙烯护套电力电缆 Copper conductor PVC insulated PE sheathed Power cable	
VLY	铝芯聚氯乙烯绝缘聚乙烯护套电力电缆 Aluminum conductor PVC insultated PE sheathed Power cable	
VV22	铜芯聚氯乙烯绝缘钢带铠装聚氯乙烯护套电力电缆 Copper conductor PVC insulated steel tape armoured PVC sheathed Power cable	室内、隧道、电缆沟内或埋地敷设等，能承受一定的机械外力，但不能承受大的压力。 For laying in doors、intunnel in cable trench, or direct buried, able to bear external mechanical forces, but unable to bear large pulling force.
VLV22	铝芯聚氯乙烯绝缘钢带铠装聚氯乙烯护套电力电缆 Aluminum conductor PVC insulated steel tape armoured PVC sheathed Power cable	
VY23	铜芯聚氯乙烯绝缘钢带铠装聚乙烯护套电力电缆 Copper conductor PVC insulated steel tape armoured PE sheathed Power cable	
VLY23	铝芯聚氯乙烯绝缘钢带铠装聚乙烯护套电力电缆 Aluminum conductor PVC insulated steel tape armoured PE sheathed Power cable	
VV32	铜芯聚氯乙烯绝缘细钢丝铠装聚氯乙烯护套电力电缆 Copper conductor PVC insulated steel wire armoured PVC sheathed Power cable	室内、隧道、电缆沟、竖井或埋地敷设等，能承受机械外力和一定的拉力。 For laying in doors 、in tunnel cable trench ,well or direct buried ,able to bear external mechanical forces and determinate pulling force.
VLV32	铝芯聚乙烯绝缘细钢丝铠装聚氯乙烯护套电力电缆 Aluminum conductor PVC insulated steel wire armoured PVC sheathed Power cable	
VV33	铜芯聚氯乙烯绝缘细钢丝铠装聚乙烯护套电力电缆 Copper conductor PVC insulated steel wire armoured PE sheathed Power cable	
VLV33	铝芯聚氯乙烯绝缘细钢丝铠装聚乙烯护套电力电缆 Aluminum conductor PVC insulated steel wire armoured PE sheathed Power cable	

QUNXING WIRE AND CABLE
QUNXING WIRE AND CABLE

生产范围 Type of cable

型号 Type		芯数 No.of cores	导体标称截面 Nom. cross sectional area of conductor mm²
铜导体 Copper conductor	铝导体 Aluminum conductor		
VV VY - VV22 VY23	- VLV VLY VLV22 VLY23	1	1.5~800 2.5~800 10~800
VV VY - VV22 VY23 - VV32 VY33	- VLV VLY - VLV22 VLY23 VLV32 VLV33	2	1.5~300 2.5~300 4~300 4~300 10~300
VV VY - VV22 VY23 - VV32 VY33	- VLV VLY - VLV22 VLY23 VLV32 VLV33	3	1.5~400 2.5~400 4~400 4~400 10~400
VV VY - VV22 VY23 - VV32 VY33	- VLV VLY - VLV22 VLY23 VLV32 VLV33	4	1.5~400 2.5~400 2.5~400 10~400
VV VY - VV22 VY23 - VV32 VY33	- VLV VLY - VLV22 VLY23 VLV32 VLV33	3+1	1.5~400 4~400 4~400 4~400 10~400
VV VY - VV22 VY23 - VV32 VY33	- VLV VLY - VLV22 VLY23 VLV32 VLV33	5	1.5~400 4~400 4~400 4~400 10~400
VV VY - VV22 VY23 - VV32 VY33	- VLV VLY - VLV22 VLY23 VLV32 VLV33	4+1	1.5~400 4~400 4~400 4~400 10~400
VV VY - VV22 VY23 - VV32 VY33	- VLV VLY - VLV22 VLY23 VLV32 VLV33	3+2	1.5~400 4~400 4~400 4~400 10~400

*单芯铠装电缆仅用于直流系统，若用于交流系统，应采用非磁性材料铠装或隔磁措施。

*The armoured single-core cables are used for D.C. System only . As for A.C. System,the magnetic armour material should be used , or magnetic isolation should be applied.

QUNXING WIRE AND CABLE
QUNXING WIRE AND CABLE

结构尺寸及主要技术参数
Construction and main technical data

0.6/1KV单芯交联聚乙烯绝缘聚氯乙烯/聚乙烯护套电力电缆（VV VLV VY VLY）
0.6/1KV,Single-core ,XLPE Insulated,PVC/PE Sheathed Power Cable

导体标称截面 Num.Cross-sectional area	导体直径 Diameter of conductor	绝缘厚度 Insulation thickness	护套厚度 Sheath thickness	电缆近似外径 Approx. overall diameter of cable	电缆近似重量 Approx.weight of cable kg/km		20℃导体最大直流电阻 Max.d.c.resistance of conductor（20℃）Ω/km		试验电压 Test voltage（a.c.）
mm²	mm	mm	mm	mm	铜芯	铝芯	铜芯	铝芯	KV/5min
1×1.5	1.38	0.8	1.4	5.8	56	-	12.1	-	3.5
1×2.5	1.78	0.8	1.4	6.2	69	54	7.41	12.1	
1×4	2.25	1.0	1.4	7.0	94	70	4.61	7.41	
1×6	2.76	1.0	1.4	7.6	119	82	3.08	4.61	
1×10	4.1	1.0	1.4	8.9	173	111	1.83	3.08	
1×16	5.1	1.0	1.4	9.9	239	140	1.15	1.91	
1×25	6.4	1.2	1.5	11.8	357	200	0.727	1.20	
1×35	7.6	1.2	1.5	13.0	461	243	0.524	0.868	
1×50	8.9	1.4	1.6	14.9	614	318	0.387	0.641	
1×70	10.7	1.4	1.6	16.7	834	407	0.268	0.443	
1×95	12.6	1.6	1.7	19.2	1132	539	0.193	0.320	
1×120	14.2	1.6	1.7	20.8	1384	636	0.153	0.253	
1×120*	12.9	1.6	1.7	19.5	1334	604	0.153	0.253	
1×150	15.8	1.8	1.7	22.8	1679	760	0.124	0.206	
1×150*	14.5	1.8	1.7	21.5	1653	736	0.124	0.206	
1×185	17.6	2.0	1.7	25.0	2065	912	0.0991	0.164	
1×185*	16.0	2.0	1.7	23.4	1949	855	0.0991	0.164	
1×240	20.3	2.2	1.7	28.7	2663	1149	0.0754	0.125	
1×240*	18.3	2.2	1.7	26.1	2505	1073	0.0754	0.125	
1×300	22.7	2.4	1.7	30.9	3296	1397	0.0601	0.100	
1×300*	20.5	2.4	1.7	28.7	3162	1324	0.0601	0.100	
1×400	25.7	2.6	1.7	34.3	4155	1725	0.0470	0.0778	
1×400*	23.5	2.6	1.7	32.1	4046	1659	0.0470	0.0778	
1×500	28.8	2.8	1.8	38.0	5192	2129	0.0366	0.0605	
1×500*	26.5	2.8	1.8	35.7	5136	2074	0.0366	0.0605	
1×630	32.5	2.8	1.9	41.9	6480	2596	0.0283	0.0469	
1×630*	29.9	2.8	1.9	39.3	6337	2510	0.0283	0.0469	
1×800	36.5	2.8	2.0	46.1	8091	3172	0.0221	0.0367	

*表示紧压圆形绞合导体。
*-Compacted，stranded cicular conductor.

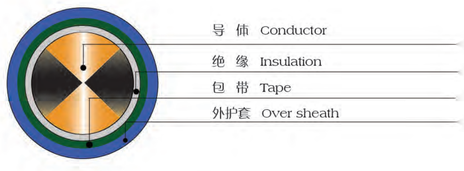

0.6/1KV单芯交联聚乙烯绝缘聚氯乙烯/聚乙烯护套电力电缆（VV VLV VY VLY）
0.6/1KV,Single-core ,XLPE Insulated,PVC/PE Sheathed Power Cable

导体标称截面 Num.Cross-sectional area	导体直径 Diameter of conductor	绝缘厚度 Insulation thickness	护套厚度 Sheath thickness	电缆近似外径 Approx.overall diameter of cable	电缆近似重量 Approx.weight of cable kg/km		20℃导体最大直流电阻 Max.d.c.resistance of conductor（20℃）Ω/km		试验电压 Test voltage（a.c.）
mm²	mm	mm	mm	mm	铜芯	铝芯	铜芯	铝芯	KV/5min
2×1.5	1.38	0.8	1.8	10.4	109	-	12.1	-	3.5
2×2.5	1.78	0.8	1.8	11.2	137	106	7.41	12.1	
2×4	2.25	1.0	1.8	12.9	192	142	4.61	7.41	
2×6	2.76	1.0	1.8	13.9	244	170	3.08	4.61	
2×10	4.1	1.0	1.8	16.5	362	235	1.83	3.08	
2×16	5.1	1.0	1.8	18.6	505	303	1.15	1.91	
2×25	6.4	1.2	1.8	22.0	748	429	0.727	0.20	
2×35	7.6	1.2	1.8	24.3	971	528	0.524	0.868	
2×50**	5.6	1.4	1.8	21.2	1120	559	0.387	0.641	
2×70**	6.7	1.4	1.9	23.6	1555	745	0.268	0.443	
2×95**	8.1	1.6	2.0	27.8	2112	988	0.193	0.320	
2×120**	9.0	1.6	2.1	29.8	2596	1179	0.153	0.253	
2×150*	14.5	1.8	2.2	36.2	3220	1471	0.124	0.206	
2×185*	16.0	2.0	2.4	38.0	3946	1759	0.0991	0.164	
2×240*	18.3	2.2	2.6	51.8	5501	2595	0.0754	0.125	
2×300*	20.5	2.4	2.7	57.2	6951	3219	0.0601	0.100	

*表示导体为紧压圆形线芯。
*Compact cicular stranded conductor.

QUNXING WIRE AND CABLE
QUNXING WIRE AND CABLE

60227 IEC 06(RV)

内部布线用导体温度为70℃的单芯软导体无护套电缆
Single-core non-sheathed cable with flexible conductor for internal wiring for a conductor temperature of 70℃

标称截面 Num.cross-section of conductor mm²	导体种类 Class of conductor	绝缘厚度 Insulation thickness mm	平均外径上限 Mean overall diameter (Upper limit) mm	电缆近似重量 Approx.weight of cable kg/km	20℃导体最大直流电阻 Max.resistance of conductor (20℃) Ω/km		最小绝缘电阻 Min.insulation resistance (70℃) MΩ.km
					不镀金属 Plain	镀金属 Metal-coated	
0.5	5	0.6	2.6	8	39.0	40.1	0.013
0.75	5	0.6	2.8	11	26.0	26.7	0.011
1	5	0.6	3.0	13	19.5	20.0	0.010

60227 IEC 07(BV-90)

内部布线用导体温度为90℃的单芯实心导体无护套电缆
Single-core non-sheathed cable with solid conductor for internal wiring for a conductor tenperature of 90℃

标称截面 Num.cross-section of conductor mm²	导体种类 Class of conductor	绝缘厚度 Insulation thickness mm	平均外径上限 Mean overall diameter (Upper limit) mm	电缆近似重量 Approx.weight of cable kg/km	20℃导体最大直流电阻 Max.resistance of conductor (20℃) Ω/km		最小绝缘电阻 Min.insulation resistance (70℃) MΩ.km
					不镀金属 Plain	镀金属 Metal-coated	
0.5	1	0.6	2.4	8	36.0	36.7	0.015
0.75	1	0.6	2.6	10	24.5	24.8	0.013
1	1	0.6	2.8	13	18.1	18.2	0.012
1.5	1	0.7	3.3	19	12.1	12.2	0.011
2.5	1	0.8	3.9	30	7.41	7.56	0.009

60227 IEC 08(RV-90)

内部布线用导体温度为90℃的单芯软导体无护套电缆
Single-core non-sheathed cable flexible conductor for internal wiring for a conductor temperature of 90℃

标称截面 Num.cross-section of conductor mm²	导体种类 Class of conductor	绝缘厚度 Insulation thickness mm	平均外径上限 Mean overall diameter (Upper limit) mm	电缆近似重量 Approx.weight of cable kg/km	20℃导体最大直流电阻 Max.resistance of conductor (20℃) Ω/km		最小绝缘电阻 Min.insulation resistance (70℃) MΩ.km
					不镀金属 Plain	镀金属 Metal-coated	
0.5	5	0.6	2.6	8	39.0	40.1	0.013
0.75	5	0.6	2.8	11	26.0	26.7	0.012
1	5	0.6	3.0	13	19.5	20.0	0.010
1.5	5	0.7	3.5	19	13.3	13.7	0.009
2.5	5	0.8	4.2	30	7.98	8.21	0.009

RV、RV-90

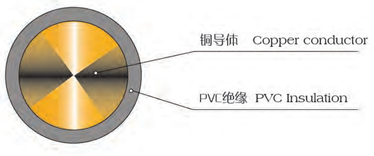

60227 IEC 10(BVV)

轻型聚氯乙烯护套电缆
Light PVC sheathed cable

芯数×标称截面 Number and nom. cross-section of conductor mm²	导体种类 Class of conductor	绝缘厚度 Insulation thickness mm	护套厚度 Sheath thickness mm	平均外径上限 Mean overall diameter (Upper limit) mm	电缆近似重量 Approx.weight of cable kg/km	20℃导体最大直流电阻 Max.resistance of conductor (20℃) Ω/km		最小绝缘电阻 Min.insulation resistance (70℃) MΩ.km
						不镀金属 Plain	镀金属 Metal-coated	
2×1.5	1	0.7	1.2	10.0	84	12.1	12.2	0.011
	2	0.7	1.2	10.5	89	12.1	12.2	0.010
2×2.5	1	0.8	1.2	11.5	116	7.41	7.56	0.010
	2	0.8	1.2	12.0	124	7.41	7.56	0.009
2×4	1	0.8	1.2	12.5	154	4.61	4.70	0.0085
	2	0.8	1.2	13.0	162	4.61	4.70	0.0077
2×6	1	0.8	1.2	13.5	201	3.08	3.11	0.0070
	2	0.8	1.2	14.0	211	3.08	3.11	0.0065
2×10	1	1.0	1.4	16.5	342	1.83	1.84	0.0070
	2	1.0	1.4	17.5	354	1.83	1.84	0.0065
2×16	2	1.0	1.4	20.0	481	1.15	1.16	0.0052
2×25	2	1.2	1.4	24.0	717	0.727	0.734	0.0050
2×35	2	1.2	1.6	27.5	955	0.524	0.529	0.0044
3×1.5	1	0.7	1.2	10.5	105	12.1	12.2	0.011
	2	0.7	1.2	11.0	110	12.1	12.2	0.010
3×2.5	1	0.8	1.2	12.0	149	7.41	7.56	0.010
	2	0.8	1.2	12.58	159	7.41	7.56	0.009
3×4	1	0.8	1.2	13.0	201	4.61	4.70	0.0085
	2	0.8	1.2	13.5	211	4.61	4.70	0.0077
3×6	1	0.8	1.4	14.5	278	3.08	3.11	0.0070
	2	0.8	1.4	15.5	291	3.08	3.11	0.0065
3×10	1	1.0	1.4	17.5	457	1.83	1.84	0.0070
	2	1.0	1.4	19.5	472	1.83	1.84	0.0065
3×16	2	1.0	1.4	21.5	652	1.15	1.16	0.0052
3×25	2	1.2	1.4	26.0	985	0.727	0.734	0.050
3×35	2	1.2	1.6	29.0	1316	0.524	0.529	0.0044
4×1.5	1	0.7	1.2	11.5	129	12.1	12.2	0.011
	2	0.7	1.2	12.0	137	12.1	12.2	0.010
4×2.5	1	0.8	1.2	13.0	185	7.41	7.56	0.010
	2	0.8	1.2	13.5	199	7.41	7.56	0.009
4×4	1	0.8	1.4	14.5	264	4.61	4.70	0.0085
	2	0.8	1.4	15.0	280	4.61	4.70	0.0077
4×6	1	0.8	1.4	16.0	352	3.08	3.11	0.0070
	2	0.8	1.4	17.0	357	3.08	3.11	0.0065
4×10	1	1.0	1.4	19.0	589	1.83	1.84	0.0070
	2	1.0	1.4	20.5	614	1.83	1.84	0.0065
4×16	2	1.0	1.4	23.5	848	1.15	1.16	0.0052
4×25	2	1.2	1.6	28.5	1309	0.727	0.734	0.0050
4×35	2	1.2	1.6	32.0	1724	0.524	0.529	0.0044
5×1.5	1	0.7	1.2	12.0	155	12.1	12.2	0.011
	2	0.7	1.2	12.5	163	12.1	12.2	0.010
5×2.5	1	0.8	1.2	14.0	223	7.41	7.56	0.010
	2	0.8	1.2	14.5	240	7.41	7.56	0.009
5×4	1	0.8	1.4	16.0	319	4.61	4.70	0.00858
	2	0.8	1.4	17.0	338	4.61	4.70	0.0077
5×6	1	0.8	1.4	17.5	428	3.08	3.11	0.0070
	2	0.8	1.4	18.5	452	3.08	3.11	0.0065
5×10	1	1.0	1.4	21.0	721	1.83	1.84	0.0070
	2	1.0	1.4	22.0	750	1.83	1.84	0.0065
5×16	2	1.0	1.6	26.0	1062	1.15	1.16	0.0052
5×25	2	1.2	1.6	31.5	1612	0.727	0.734	0.0050
5×35	2	1.2	1.6	35.0	2127	0.524	0.529	0.0044

BVV（三芯）
BVV(Three-core)

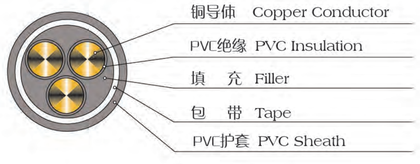

QUNXING WIRE AND CABLE
QUNXING WIRE AND CABLE

0.6/1KV单芯交联聚乙烯绝缘聚氯乙烯/聚乙烯护套电力电缆（VV VLV VY VLY）
0.6/1KV,Single-core ,XLPE Insulated,PVC/PE Sheathed Power Cable

导体标称截面 Num.Cross-sectional area	导体直径 Diameter of conductor	绝缘厚度 Insulation thickness	护套厚度 Sheath thickness	电缆近似外径 Approx.overall diameter of cable	电缆近似重量 Approx.weight of cable kg/km		20℃导体最大直流电阻 Max.d.c.resistance of conductor（20℃）Ω/km		试验电压 Test voltage (a.c.)
mm²	mm	mm	mm	mm	铜芯	铝芯	铜芯	铝芯	KV/5min
3×1.5	1.38	0.8	1.8	10.8	132	-	12.0	-	3.5
3×2.5	1.78	0.8	1.8	11.7	171	125	7.41	12.1	
3×4	2.25	1.0	1.8	13.5	244	17	4.61	7.41	
3×6	2.76	1.0	1.8	14.7	318	206	3.08	4.61	
3×10	4.1	1.0	1.8	17.4	479	289	1.83	3.08	
3×16	5.1	1.0	1.8	19.7	680	378	1.15	1.91	
3×25	6.4	1.2	1.8	23.4	1021	542	0.727	1.20	
3×35	7.6	1.2	1.8	25.9	1337	673	0.524	0.868	
3×50*	6.8	1.4	1.8	25.5	1634	793	0.387	0.641	
3×70*	8.0	1.4	1.9	28.0	2272	1058	0.268	0.443	
3×95*	9.5	1.6	2.0	32.2	3113	1428	0.193	0.320	
3×120*	10.4	1.6	2.2	35.9	3844	1719	0.153	0.253	
3×150*	12.0	1.8	2.2	40.0	4735	2113	0.124	0.206	
3×185*	13.2	2.0	2.4	44.1	5879	2598	0.0991	0.164	
3×240*	14.9	2.2	2.5	49.0	7629	3317	0.0754	0.125	
3×300*	16.9	2.4	2.6	52.5	9502	4092	0.0601	0.100	
3×400*	19.2	2.6	2.8	59.2	12773	5504	0.0470	0.0778	

*表示导体为紧压圆形线芯。
*Compact cicular stranded conductor.

0.6/1KV单芯交联聚乙烯绝缘聚氯乙烯/聚乙烯护套电力电缆（VV VLV VY VLY）
0.6/1KV,Single-core ,XLPE Insulated,PVC/PE Sheathed Power Cable

导体标称截面 Num.Cross-sectional area	导体直径 Diameter of conductor	绝缘厚度 Insulation thickness	护套厚度 Sheath thickness	电缆近似外径 Approx.overall diameter of cable	电缆近似重量 Approx.weight of cable kg/km		20℃导体最大直流电阻 Max.d.c.resistance of conductor（20℃）Ω/km		试验电压 Test voltage (a.c.)
mm²	mm	mm	mm	mm	铜芯	铝芯	铜芯	铝芯	KV/5min
4×1.5	1.38	0.8	1.8	11.6	160	-	12.1	-	3.5
4×2.5	1.78	0.8	1.8	12.6	211	149	7.41	12.1	
4×4	2.25	1.0	1.8	14.7	304	206	4.61	7.41	
4×6	2.76	1.0	1.8	15.9	400	250	3.08	4.61	
4×10	4.1	1.0	1.8	19.0	609	355	1.83	3.08	
4×16	5.1	1.0	1.8	21.1	871	468	1.15	1.91	
4×25	6.4	1.2	1.8	25.7	1316	678	0.727	1.20	
4×35	7.6	1.2	1.8	28.5	1732	846	0.524	0.868	
4×50*	7.4	1.4	1.9	28.3	2160	1040	0.387	0.641	
4×70*	8.7	1.4	1.9	31.7	3029	1411	0.268	0.443	
4×95*	10.8	1.6	2.2	38.7	4126	1880	0.193	0.320	
4×120*	11.7	1.6	2.4	42.2	5104	2271	0.153	0.253	
4×150*	13.1	1.8	2.5	47.9	6266	2770	0.124	0.206	
4×185*	14.7	2.0	2.5	53.3	7763	3388	0.0991	0.164	
4×240*	16.8	2.2	2.8	58.3	10046	4296	0.0754	0.125	
4×300*	18.6	2.4	3.0	62.3	12523	5310	0.0601	0.100	
4×400*	21.7	2.6	3.1	64.6	16851	7159	0.0470	0.0778	

*表示导体为紧压圆形线芯。
*Compact cicular stranded conductor.

QUNXING WIRE AND CABLE
QUNXING WIRE AND CABLE

0.6/1KV 3+1芯聚氯乙烯绝缘聚氯乙烯/聚乙烯护套电力电缆(VV VLV VY VLY)
0.6/1Kv , 3+1-core , PVC Insulated, PVC/PE Sheathed Power Cable

导体标称截面 Num.Cross-sectional area	芯数 No. of Cores	导体直径 Diameter of conductor	绝缘厚度 Insulation thickness	护套厚度 Sheath thickness	电缆近似外径 Approx.overall diameter of cable	电缆近似重量 Approx.weight of cable kg/km		20℃导体最大直流电阻 Max.d.c.resistance of conductor (20℃) Ω/km		试验电压 Test voltage (a.c.)
mm²		mm	mm	mm	mm	铜芯	铝芯	铜芯	铝芯	KV/5min
3×1.5+1×1.0	3	1.38	0.8	1.8	11.4	232.5	-	12.1	-	3.5
	1	1.13	0.8					18.1	-	
3×2.5+1.5	3	1.78	0.8	1.8	12.3	283	-	7.41	-	
	1	1.38	0.8					12.1	-	
3×4+1×2.5	3	2.25	1.0	1.8	14.1	356	191	4.61	7.41	
	1	1.78	0.8					7.41	12.1	
3×6+1×4	3	2.76	1.0	1.8	15.6	453	238	3.08	4.61	
	1	2.25	1.0					4.61	7.41	
3×10+1×6	3	4.1	1.0	1.8	18.2	632	327	1.83	3.08	
	1	2.76	1.0					3.08	4.61	
3×16+1×10	3	5.1	1.0	1.8	20.9	893	438	1.15	1.91	
	1	4.1	1.0					1.83	3.08	
3×25+1×16	3	6.4	1.2	1.8	24.6	1306	622	0.727	1.20	
	1	5.1	1.0					1.15	1.91	
3×35+1×16	3	7.6	1.2	1.8	26.7	1624	746	0.524	0.868	
	1	5.1	1.0					1.15	1.91	
3×50+1×25	3*	7.5	1.4	1.9	28.3	2036	972	0.387	0.64	
	1	6.4	1.2					0.727	1.20	
3×70+1×35	3*	8.6	1.4	2.0	32.3	3158	1286	0.268	0.443	
	1	7.6	1.2					0.524	0.868	
3×95+1×50	3*	10.8	1.6	2.1	36.7	4125	1715	0.193	0.320	
	1	8.9	1.4					0.387	0.641	
3×120+1×70	3*	11.7	1.6	2.3	40.3	5263	2102	0.553	0.253	
	1	10.7	1.4					0.268	0.443	
3×150+1×70	3*	13.1	1.8	2.4	46.1	6292	2512	0.124	0.206	
	1	10.7	1.4					0.268	0.443	
3×185+1×95	3*	14.7	2.0	2.6	49.8	7576	3098	0.0991	0.164	
	1	12.6	1.6					0.193	0.320	
3×240+1×120	3*	16.8	2.2	2.7	54.6	9617	3886	0.0754	0.125	
	1	14.2	1.6					0.153	0.253	
3×300+1×150	3*	18.6	2.4	2.9	58.9	12014	4807	0.0601	0.100	
	1	15.8	1.8					0.124	0.206	
3×400+1×185	3*	21.7	2.6	3.2	66.9	15217	6181	0.0470	0.0778	
	1	17.6	1.0					0.0991	0.164	

*表示导体为紧压圆形线芯。 *Compact cicular stranded conductor.

QUNXING WIRE AND CABLE

JOCA 玖开集团

0.6/1KV 五芯聚氯乙烯绝缘聚氯乙烯/聚乙烯护套电力电缆 (VV VLV VY VLY)
0.6/1Kv , 5-core , PVC Insulated,PVC/PE Sheathed Power Cable

导体标称截面 Num.Cross-sectional area	导体直径 Diameter of conductor	绝缘厚度 Insulation thickness	护套厚度 Sheath thickness	电缆近似外径 Approx.overall diameter of cable	电缆近似重量 Approx.weight of cable kg/km		20℃导体最大直流电阻 Max.d.c.resistance of conductor (20℃) Ω/km		试验电压 Test voltage (a.c.)
mm²	mm	mm	mm	mm	铜芯	铝芯	铜芯	铝芯	KV/5min
5×1.5	1.38	0.8	1.8	12.4	189	-	12.1	-	3.5
5×2.5	1.78	0.8	1.8	13.5	251	174	7.41	12.1	
5×4	2.25	1.0	1.8	15.8	366	243	4.61	7.41	
5×6	2.76	1.0	1.8	17.3	484	297	3.08	4.61	
5×10	4.1	1.0	1.8	20.7	742	425	1.83	3.08	
5×16	5.1	1.0	1.8	23.6	1068	564	1.15	1.91	
5×25	6.4	1.2	1.8	28.2	1619	821	0.727	0.20	
5×35	7.6	1.2	1.9	31.5	2150	1043	0.524	0.868	
5×50	8.9	1.4	2.0	36.4	2889	1391	0.387	0.641	
5×50*	8.3	1.4	2.0	34.8	2788	1329	0.387	0.641	
5×70	10.7	1.4	2.2	42.1	4051	1886	0.268	0.443	
5×70*	9.8	1.4	2.2	39.6	3829	1767	0.268	0.443	
5×95	12.6	1.6	2.4	48.7	5553	2551	0.193	0.320	
5×95*	11.5	1.6	2.4	45.7	5339	2415	0.193	0.320	
5×120	14.2	1.6	2.5	53.2	6866	3071	0.153	0.253	
5×120*	12.9	1.6	2.5	49.7	6602	2904	0.153	0.253	
5×150	15.8	1.8	2.7	58.8	8434	3772	0.124	0.206	
5×150*	14.5	1.8	2.7	55.5	8283	3634	0.124	0.206	
5×185	17.6	2.0	2.9	65.4	10500	4653	0.0991	0.164	
5×185*	16.0	2.0	2.9	61.0	9715	4165	0.0991	0.164	
5×240	20.3	2.2	3.1	74.0	13663	5978	0.0754	0.125	
5×240*	18.3	2.2	3.1	68.7	12813	5547	0.0754	0.125	
5×300	22.7	2.4	3.3	82.0	17027	7386	0.0601	0.100	
5×300*	20.5	2.4	3.3	76.1	16278	6948	0.0601	0.100	
5×400	25.7	2.6	3.7	91.9	21658	9327	0.0470	0.0778	
5×400*	23.5	2.6	3.7	86.1	21017	8903	0.0470	0.0778	

*表示导体为紧压圆形线芯。*Compact cicular stranded conductor.

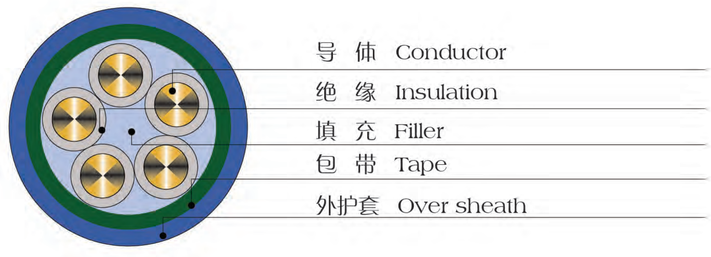

QUNXING WIRE AND CABLE

0.6/1KV 4+1芯聚氯乙烯绝缘聚氯乙烯/聚乙烯护套电力电缆（VV VLV VY VLY）
0.6/1Kv ， 4+1-core ， PVC Insulated, PVC/PE Sheathed Power Cable

导体标称截面 Num.Cross-sectional area	芯数 No. of Cores	导体直径 Diameter of conductor	绝缘厚度 Insulation thickness	护套厚度 Sheath thickness	电缆近似外径 Approx.overall diameter of cable	电缆近似重量 Approx.weight of cable kg/km		20℃导体最大直流电阻 Max.d.c.resistance of conductor（20℃）Ω/km		试验电压 Test voltage (a.c.)
mm²		mm	mm	mm	mm	铜芯	铝芯	铜芯	铝芯	KV/5min
4×1.5+1×1.0	4	1.38	0.8	1.8	12.3	183	-	12.0	-	3.5
	1	1.13	0.8					18.1	-	
4×2.5+1.5	4	1.78	0.8	1.8	13.3	239	-	7.41	-	
	1	1.38	0.8					12.1	-	
3×4+1×2.5	4	2.25	1.0	1.8	15.4	343	229	4.61	7.41	
	1	2.76	0.8					7.41	12.1	
4×6+1×4	4	2.76	1.0	1.8	17.0	460	286	3.08	4.61	
	1	2.25	1.0					4.61	7.41	
4×10+1×6	4	4.1	1.0	1.8	20.0	690	399	1.83	3.08	
	1	2.76	1.0					3.08	4.61	
4×16+1×10	4	5.1	1.0	1.8	23.0	1002	535	1.15	1.91	
	1	4.1	1.0					1.83	3.08	
4×25+1×16	4	6.4	1.2	1.8	27.3	1508	768	0.727	1.20	
	1	5.1	1.0					1.15	1.91	
4×35+1×16	4	7.6	1.2	1.9	29.7	1919	932	0.524	0.868	
	1	5.1	1.0					1.15	1.91	
4×50+1×25	4*	8.3	1.4	2.0	33.7	2554	1235	0.387	0.641	
	1	6.5	1.2					0.727	1.20	
4×70+1×35	4*	9.8	1.4	2.1	37.7	3465	1601	0.268	0.443	
	1	7.6	1.2					0.524	0.868	
4×95+1×50	4*	11.5	1.6	2.3	43.5	4817	2186	0.193	0.320	
	1	8.9	1.4					0.387	0.641	
4×120+1×70	4*	12.9	1.6	2.5	47.8	6053	2682	0.153	0.253	
	1	10.7	1.4					0.268	0.443	
4×150+1×70	4*	14.5	1.8	2.6	52.3	7375	3244	0.124	0.206	
	1	10.7	1.4					0.268	0.443	
4×185+1×95	4*	16.0	2.0	2.8	57.9	8955	3930	0.0991	0.164	
	1	12.6	1.6					0.193	0.320	
4×240+1×120	4*	18.3	2.2	3.0	64.9	11574	4995	0.0754	0.125	
	1	14.2	1.6					0.153	0.253	
4×300+1×150	4*	20.5	2.4	3.2	72.0	14652	6258	0.0601	0.100	
	1	15.8	1.8					0.124	0.206	
4×400+1×185	4*	23.5	2.6	3.5	81.0	18734	7933	0.0470	0.0778	
	1	17.6	2.0					0.0991	0.164	

注：*表示导体为紧压圆形线芯。 Whewe:*=Compact cicular stranded conductor.

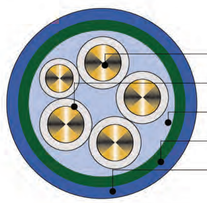

导 体 Conductor
绝 缘 Insulation
填 充 Filler
包 带 Tape
外护套 Over sheath

0.6/1KV 3+2芯聚氯乙烯绝缘聚氯乙烯/聚乙烯护套电力电缆（VV VLV VY VLY）
0.6/1Kv ， 3+2-core ， PVC Insulated, PVC/PE Sheathed Power Cable

导体标称截面 Num.Cross-sectional area	芯数 No. of Cores	导体直径 Diameter of conductor	绝缘厚度 Insulation thickness	护套厚度 Sheath thickness	电缆近似外径 Approx.overall diameter of cable	电缆近似重量 Approx.weight of cable kg/km		20℃导体最大直流电阻 Max.d.c.resistance of conductor（20℃）Ω/km		试验电压 Test voltage (a.c.)
mm²		mm	mm	mm	mm	铜芯	铝芯	铜芯	铝芯	KV/5min
3×1.5+2×1.0	3	1.38	0.8	1.8	12.2	176	-	12.1	-	3.5
	2	1.13	0.8					18.1	-	
3×2.5+2×1.5	3	1.78	0.8	1.8	13.1	226	-	7.41	-	
	2	1.38	0.8					12.1	-	
3×4+2×2.5	3	2.25	1.0	1.8	14.9	320	215	4.61	7.41	
	2	1.78	0.8					7.41	12.1	
3×6+2×4	3	2.76	1.0	1.8	16.7	437	276	3.08	4.61	
	2	2.25	1.0					4.61	7.41	
3×10+2×6	3	4.1	1.0	1.8	19.3	637	373	1.83	3.08	
	2	2.76	1.0					3.08	4.61	
3×16+2×10	3	5.1	1.0	1.8	22.4	937	507	1.15	1.91	
	2	4.1	1.0					1.83	3.08	
3×25+2×16	3	6.4	1.2	1.8	26.4	1397	716	0.727	1.20	
	2	5.1	1.0					1.15	1.91	
3×35+2×16	3	7.6	1.2	1.8	28.2	1703	838	0.524	0.868	
	2	5.1	1.0					1.15	1.91	
3×50+2×25	3**	7.4	1.4	1.9	31.7	2280	1100	0.387	0.641	
	2	6.5	1.2					0.727	1.20	
3×70+2×35	3**	8.7	1.4	2.1	36.0	3122	1453	0.268	0.443	
	2	7.6	1.2					0.524	0.868	
3×95+2×50	3**	10.8	1.6	2.2	41.4	4300	1962	0.193	0.320	
	2	8.9	1.4					0.387	0.641	
3×120+2×70	3*	12.9	1.6	2.4	45.7	5486	2443	0.153	0.253	
	2	10.7	1.4					0.268	0.443	
3×150+2×70	3*	14.5	1.8	2.5	49.1	6476	2862	0.124	0.206	
	2	10.7	1.4					0.268	0.443	
3×185+2×95	3*	16.0	2.0	2.7	54.9	8034	3535	0.0991	0.164	
	2	12.6	1.6					0.193	0.320	
3×240+2×120	3*	18.3	2.2	2.9	61.2	10293	4455	0.0754	0.125	
	2	14.2	1.6					0.153	0.253	
3×300+2×150	3*	20.5	2.4	3.1	67.9	13039	5581	0.0601	0.1	
	2	15.8	1.8					0.124	0.206	
3×400+2×185	3*	23.5	2.6	3.3	75.9	16474	6985	0.0470	0.0778	
	2	17.6	2.0					0.0991	0.164	

*表示紧压圆形绞合导体。 **表示紧压扇形导体。
*-Compacted,standed circular conductor; **-Compacted fan-shaped conductor.

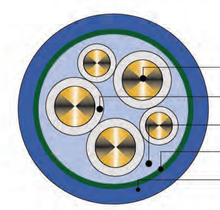

导 体 Conductor
绝 缘 Insulation
填 充 Filler
包 带 Tape
外护套 Over sheath

QUNXING WIRE AND CABLE 群星电线电缆

0.6/1KV 单芯聚氯乙烯绝缘钢带铠装聚氯乙烯/聚乙烯护套电力电缆（VV22 VLV22 VY23 VLY23）
0.6/1Kv，single-core，PVC Insulated,Steel Tape Armoured，PVC/PE Sheathed Power Cable

导体标称截面 Num.Cross-sectional area	导体直径 Diameter of conductor	绝缘厚度 Insulation thickness	护套厚度 Sheath thickness	电缆近似外径 Approx.overall diameter of cable	电缆近似重量 Approx.weight of cable kg/km		20℃导体最大直流电阻 Max.d.c.resistance of conductor（20℃）Ω/km		试验电压 Test voltage (a.c.)
mm²	mm	mm	mm	mm	铜芯	铝芯	铜芯	铝芯	KV/5min
1×10	4.1	1.0	1.8	12.3	253	191	1.83	3.08	3.5
1×16	5.1	1.0	1.8	13.3	328	229	1.15	1.91	
1×25	6.4	1.2	1.8	15.0	453	296	0.727	1.20	
1×35	7.6	1.2	1.8	16.2	565	347	0.524	0.868	
1×50	8.9	1.4	1.8	17.9	723	427	0.387	0.641	
1×70	10.7	1.4	1.8	19.7	956	530	0.268	0.443	
1×95	12.6	1.6	1.8	22.0	1260	667	0.193	0.320	
1×120	14.2	1.6	1.8	23.6	1523	774	0.153	0.253	
1×120*	12.9	1.6	1.8	22.3	1464	735	0.153	0.253	
1×150	15.8	1.8	1.8	25.6	1831	912	0.124	0.206	
1×150*	14.5	1.8	1.8	24.3	1796	879	0.124	0.206	
1×185	17.6	2.0	1.8	27.8	2233	1081	0.0991	0.164	
1×185*	16.0	2.0	1.8	26.2	2107	1013	0.0991	0.164	
1×240	20.3	2.2	1.8	30.9	2851	1337	0.0754	0.125	
1×240*	18.3	2.2	1.8	28.9	2680	1249	0.0754	0.125	
1×300	22.7	2.4	2.0	34.7	3570	1670	0.0601	0.100	
1×300*	20.5	2.4	2.0	33.7	3695	1857	0.0601	0.100	
1×400	25.7	2.6	2.1	39.5	4803	2373	0.0470	0.0778	
1×400*	23.5	2.6	2.1	37.3	4655	2268	0.0470	0.0778	
1×500	28.8	2.8	2.2	43.2	5903	2840	0.0366	0.0605	
1×500*	26.5	2.8	2.2	40.9	5806	2744	0.0366	0.0605	
1×630	32.5	2.8	2.3	47.1	7254	3371	0.0283	0.0469	
1×630*	29.9	2.8	2.3	44.5	7065	3238	0.0283	0.0469	
1×800	36.5	2.8	2.4	51.3	8935	4017	0.0221	0.0367	

*表示导体为紧压圆形线芯。 *Compact cicular stranded conductor.

说明：
单芯铠装电缆仅用于直流系统，若用于交流系统，应采用非磁性材料铠装或隔磁措施。

Note:
The armoured single-core cables are used for d.c. System only.As for a.c.System,non-magnetic armour material should be used,or magnetic isolation should be applied.

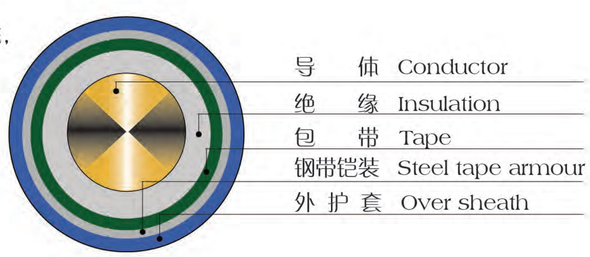

0.6/1KV 二芯聚氯乙烯绝缘钢带铠装聚氯乙烯/聚乙烯护套电力电缆（VV22 VLV22 VY23 VLY23）
0.6/1Kv，2-core，PVC Insulated,Steel Tape Armoured，PVC/PE Sheathed Power Cable

导体标称截面 Num.Cross-sectional area	导体直径 Diameter of conductor	绝缘厚度 Insulation thickness	护套厚度 Sheath thickness	电缆近似外径 Approx.overall diameter of cable	电缆近似重量 Approx.weight of cable kg/km		20℃导体最大直流电阻 Max.d.c.resistance of conductor（20℃）Ω/km		试验电压 Test voltage (a.c.)
mm²	mm	mm	mm	mm	铜芯	铝芯	铜芯	铝芯	KV/5min
2×4	2.25	1.0	1.8	14.7	304	255	4.61	7.41	3.5
2×6	2.76	1.0	1.8	15.7	367	292	3.08	4.61	
2×10	4.1	1.0	1.8	18.3	495	368	1.83	3.08	
2×16	5.1	1.0	1.8	20.4	655	454	1.15	1.91	
2×25	6.4	1.2	1.8	23.8	929	610	0.727	1.20	
2×35	7.6	1.2	1.8	26.1	1172	729	0.524	0.868	
2×50**	5.6	1.4	1.8	23.0	1293	733	0.387	0.641	
2×70**	6.7	1.4	2.0	27.4	1999	1190	0.268	0.443	
2×95**	8.1	1.6	2.1	31.2	2627	1504	0.193	0.320	
2×120**	9.0	1.6	2.2	33.2	3147	1731	0.153	0.253	
2×150**	11.7	1.8	2.3	39.6	3891	2143	0.124	0.206	
2×185**	12.0	2.0	2.5	41.4	4645	2458	0.0991	0.164	
2×240*	18.3	2.2	2.7	55.2	6460	3554	0.0754	0.125	
2×300*	20.5	2.4	2.8	60.6	8011	4279	0.0601	0.100	

*表示紧压圆形绞合导体。 **表示紧压扇形导体。
*-Compacted,standed circular conductor; **-Compacted fan-shaped conductor.

QUNXING WIRE AND CABLE
QUNXING WIRE AND CABLE

0.6/1KV 三芯聚氯乙烯绝缘钢带铠装聚氯乙烯/聚乙烯护套电力电缆（VV22 VLV22 VY23 VLY23）
0.6/1Kv，3-core，PVC Insulated,Steel Tape Armoured，PVC/PE Sheathed Power Cable

导体标称截面 Num.Cross-sectional area	导体直径 Diameter of conductor	绝缘厚度 Insulation thickness	护套厚度 Sheath thickness	电缆近似外径 Approx.overall diameter of cable	电缆近似重量 Approx.weight of cable kg/km		20℃导体最大直流电阻 Max.d.c.resistance of conductor（20℃）Ω/km		试验电压 Test voltage (a.c.)
mm²	mm	mm	mm	mm	铜芯	铝芯	铜芯	铝芯	KV/5min
3×4	2.25	1.0	1.8	15.3	363	289	4.61	7.41	3.5
3×6	2.76	1.0	1.8	16.5	447	335	3.08	4.61	
3×10	4.1	1.0	1.8	19.2	620	429	1.83	3.08	
3×16	5.1	1.0	1.8	21.5	840	538	1.15	1.91	
3×25	6.4	1.2	1.8	25.2	1213	734	0.727	0.20	
3×35	7.6	1.2	1.8	27.7	1551	887	0.524	0.868	
3×50*	7.0	1.4	1.8	27.3	1844	1004	0.387	0.641	
3×70*	8.0	1.4	1.9	30.4	2818	1604	0.268	0.443	
3×95*	9.5	1.6	2.1	34.8	3741	2056	0.193	0.320	
3×120*	10.4	1.6	2.2	38.3	4521	2396	0.153	0.253	
3×150*	12.0	1.8	2.3	41.4	5489	2866	0.124	0.206	
3×185*	13.2	2.0	2.5	45.3	6702	3421	0.0991	0.164	
3×240*	14.9	2.2	2.6	50.2	8555	4243	0.0754	0.125	
3×300*	16.9	2.4	2.7	54.1	10524	5114	0.0601	0.100	
3×400*	19.2	2.6	3.0	60.4	14053	6785	0.0470	0.0778	

*表示导体为紧压圆形线芯。
*Compact cicular stranded conductor.

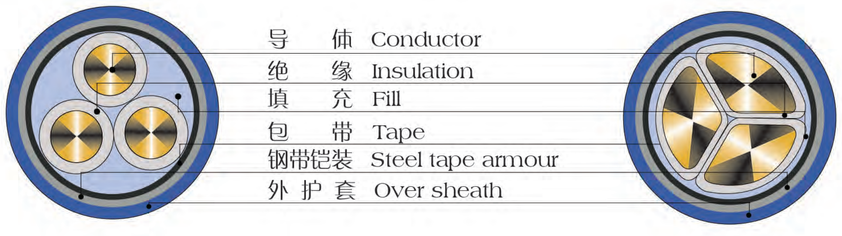

0.6/1KV 四芯聚氯乙烯绝缘钢带铠装聚氯乙烯/聚乙烯护套电力电缆（VV22 VLV22 VY23 VLY23）
0.6/1Kv，4-core，PVC Insulated,Steel Tape Armoured，PVC/PE Sheathed Power Cable

导体标称截面 Num.Cross-sectional area	导体直径 Diameter of conductor	绝缘厚度 Insulation thickness	护套厚度 Sheath thickness	电缆近似外径 Approx.overall diameter of cable	电缆近似重量 Approx.weight of cable kg/km		20℃导体最大直流电阻 Max.d.c.resistance of conductor（20℃）Ω/km		试验电压 Test voltage (a.c.)
mm²	mm	mm	mm	mm	铜芯	铝芯	铜芯	铝芯	KV/5min
4×4	2.25	1.0	1.8	16.5	434	336	4.61	7.41	3.5
4×6	2.76	1.0	1.8	17.7	542	392	3.08	4.61	
4×10	4.1	1.0	1.8	20.8	764	510	1.83	3.08	
4×16	5.1	1.0	1.8	23.4	1048	645	1.15	1.91	
4×25	6.4	1.2	1.8	27.5	1529	891	0.727	1.20	
4×35	7.6	1.2	1.8	30.3	1969	1084	0.524	0.868	
4×50*	7.4	1.4	2.0	32.1	2703	1583	0.387	0.641	
4×70*	8.7	1.4	2.1	35.7	3616	1999	0.268	0.443	
4×95*	10.8	1.6	2.3	41.3	4845	2599	0.193	0.320	
4×120*	11.7	1.6	2.4	45.4	5866	3032	0.153	0.253	
4×150*	13.1	1.8	2.6	51.1	7124	3628	0.124	0.206	
4×185*	14.7	2.0	2.8	56.3	8702	4327	0.0991	0.164	
4×240*	16.8	2.2	3.0	60.9	11097	5347	0.0754	0.125	
4×300*	18.6	2.4	3.1	66.1	13693	6480	0.0601	0.100	
4×400*	21.7	2.6	3.2	71.4	18282	8590	0.0470	0.0778	

*表示导体为紧压圆形线芯。
*=Compact cicular stranded conductor.

QUNXING WIRE AND CABLE
QUNXING WIRE AND CABLE

0.6/1KV 3+1芯聚氯乙烯绝缘钢带铠装聚氯乙烯/聚乙烯护套电力电缆（VV22 VLV22 VY23 VLY23）
0.6/1Kv，3+1-core，PVC Insulated,Steel Tape Armoured，PVC/PE Sheathed Power Cable

导体标称截面 Num.Cross-sectional area	芯数 No. of	导体直径 Diameter of conductor	绝缘厚度 Insulation thickness	护套厚度 Sheath thickness	电缆近似外径 Approx.overall diameter of cable	电缆近似重量 Approx.weight of cable kg/km		20℃导体最大直流电阻 Max.d.c.resistance of conductor（20℃）Ω/km		试验电压 Test voltage (a.c.)
mm²	Core	mm	mm	mm	mm	铜芯	铝芯	铜芯	铝芯	KV/5min
3×4+1×2.5	3	2.25	1.0	1.8	16.9	412	322	4.61	7.41	3.5
	1	1.78	0.8					7.41	12.1	
3×6+1×4	3	2.76	1.0	1.8	18.4	521	384	3.08	4.61	
	1	2.25	1.0					4.61	7.41	
3×10+1×6	3	4.1	1.0	1.8	21.0	709	482	1.83	3.08	
	1	2.76	1.0					3.08	4.61	
3×16+1×10	3	5.1	1.0	1.8	23.7	981	616	1.15	1.91	
	1	4.1	1.0					1.83	3.08	
3×25+1×16	3	6.4	1.2	1.8	27.4	1412	833	0.727	1.20	
	1	5.1	1.0					1.15	1.91	
3×35+1×16	3	7.6	1.2	1.8	29.5	1740	975	0.524	0.868	
	1	5.1	1.0					1.15	1.91	
3×50+1×25	3*	7.5	1.4	1.9	30.9	2214	1215	0.387	0.641	
	1	6.4	1.2					0.727	1.20	
3×70+1×35	3*	8.6	1.4	2.0	34.0	3329	1895	0.268	0.443	
	1	7.6	1.2					0.524	0.868	
3×95+1×50	3*	10.8	1.69	2.2	39.3	4424	2440	0.193	0.320	
	1	8.9	1.4					0.387	0.641	
3×120+1×70	3*	11.7	1.6	2.3	42.3	5448	2890	0.153	0.253	
	1	10.7	1.4					0.268	0.443	
3×150+1×70	3*	13.1	1.8	2.5	46.8	6431	3376	0.124	0.206	
	1	10.7	1.4					0.268	0.443	
3×185+1×95	3*	14.7	2.0	2.6	52.1	7902	4020	0.0991	0.164	
	1	12.6	1.6					0.193	0.320	
3×240+1×120	3*	16.8	2.2	2.8	56.8	10013	4942	0.0754	0.125	
	1	14.2	1.6					0.153	0.253	
3×300+1×150	3*	18.6	2.4	2.9	61.2	12325	5983	0.0601	0.100	
	1	15.8	1.8					0.124	0.206	
3×400+1×185	3*	21.7	2.6	3.3	69.1	15890	7511	0.0470	0.0778	
	1	17.6	2.0					0.0991	0.164	

*表示导体为紧压圆形线芯。
*Compact cicular stranded conductor.

0.6/1KV 五芯聚氯乙烯绝缘钢带铠装聚氯乙烯/聚乙烯护套电力电缆（VV22 VLV22 VY23 VLY23）
0.6/1Kv，5-core，PVC Insulated,Steel Tape Armoured，PVC/PE Sheathed Power Cable

导体标称截面 Num.Cross-sectional area	导体直径 Diameter of conductor	绝缘厚度 Insulation thickness	护套厚度 Sheath thickness	电缆近似外径 Approx.overall diameter of cable	电缆近似重量 Approx.weight of cable kg/km		20℃导体最大直流电阻 Max.d.c.resistance of conductor（20℃）Ω/km		试验电压 Test voltage (a.c.)
mm²	mm	mm	mm	mm	铜芯	铝芯	铜芯	铝芯	KV/5min
5×4	2.25	1.0	1.8	17.6	508	385	4.61	7.41	3.5
5×6	2.76	1.0	1.8	19.1	651	464	3.08	4.61	
5×10	4.1	1.0	1.8	22.5	924	607	1.83	3.08	
5×16	5.1	1.0	1.8	25.4	1276	772	1.15	1.91	
5×25	6.4	1.2	1.8	30.0	1871	1073	0.727	1.20	
5×35	7.6	1.2	2.0	32.2	2755	1649	0.524	0.868	
5×50	8.9	1.4	2.1	40.2	3588	2089	0.387	0.641	
5×50*	8.3	1.4	2.1	38.6	3460	2001	0.387	0.641	
5×70	10.7	1.4	2.3	45.5	4835	2669	0.268	0.443	
5×70*	9.8	1.4	2.3	43.0	4566	2504	0.268	0.443	
5×95	12.6	1.6	2.5	52.1	6459	3456	0.193	0.320	
5×95*	11.5	1.6	2.5	49.1	6188	3264	0.193	0.320	
5×120	14.2	1.6	2.6	56.6	7856	4062	0.153	0.253	
5×120*	12.9	1.6	2.6	53.1	7524	3827	0.153	0.253	
5×150	15.8	1.8	2.8	62.2	9528	4866	0.124	0.206	
5×150*	14.5	1.8	2.8	58.9	9313	4663	0.124	0.206	
5×185	17.6	2.0	2.9	68.6	11683	5836	0.0991	0.164	
5×185*	14.5	2.0	2.9	60.2	10739	5189	0.0991	0.164	
5×240	20.3	2.2	3.2	77.4	15034	7349	0.0754	0.125	
5×240*	18.3	2.2	3.2	72.1	14083	6817	0.0754	0.125	
5×300	22.7	2.4	3.4	85.4	18546	8906	0.0601	0.100	
5×300*	20.5	2.4	3.4	79.5	17685	8356	0.0601	0.100	
5×400	25.7	2.6	3.8	96.5	24194	11863	0.0470	0.0778	
5×400*	23.5	2.6	3.8	90.7	23388	11274	0.0470	0.0778	

*表示导体为紧压圆形线芯。
*Compact cicular stranded conductor.

QUNXING WIRE AND CABLE
QUNXING WIRE AND CABLE

0.6/1kV 4+1芯聚氯乙烯绝缘钢带铠装聚氯乙烯/聚乙烯护套电力电缆（VV22 VLV22 VY23 VLY23）
0.6/1Kv，4+1-core，PVC Insulated,Steel Tape Armoured，PVC/PE Sheathed Power Cable

导体标称截面 Num.Cross-sectional area	芯数 No. of	导体直径 Diameter of conductor	绝缘厚度 Insulation thickness	护套厚度 Sheath thickness	电缆近似外径 Approx.overall diameter of cable	电缆近似重量 Approx.weight of cable kg/km		20℃导体最大直流电阻 Max.d.c.resistance of conductor（20℃）Ω/km		试验电压 Test voltage (a.c.)
mm²	Core	mm	mm	mm	mm	铜芯	铝芯	铜芯	铝芯	KV/5min
4×4+1×2.5	4	2.25	1.0	1.8	17.2	480	366	4.61	7.41	3.5
	1	1.78	0.8					7.41	12.0	
4×6+1×4	4	2.76	1.0	1.8	18.8	613	439	3.08	4.61	
	1	2.25	1.0					4.61	7.41	
4×10+1×6	4	4.1	1.0	1.8	21.8	853	562	1.83	3.08	
	1	2.76	1.0					3.08	4.61	
4×16+1×10	4	5.1	1.0	1.8	24.8	1191	724	1.15	1.91	
	1	4.1	1.0					1.83	3.08	
4×25+1×16	4	6.4	1.2	1.8	29.1	1734	995	0.727	1.20	
	1	5.1	1.0					1.15	1.91	
4×35+1×16	4	7.6	1.2	1.9	31.7	2180	1195	0.524	0.868	
	1	5.1	1.0					1.15	1.91	
4×50+1×25	4*	8.3	1.4	2.0	36.9	3162	1843	0.387	0.641	
	1	6.5	1.2					0.727	1.20	
4×70+1×35	4*	9.8	1.4	2.2	41.1	4168	2303	0.268	0.443	
	1	7.6	1.2					0.524	0.868	
4×95+1×50	4*	11.5	1.6	2.4	46.9	5627	2996	0.193	0.320	
	1	8.9	1.4					0.387	0.641	
4×120+1×70	4*	12.9	1.6	2.5	51.0	6917	3546	0.153	0.253	
	1	10.7	1.4					0.268	0.443	
4×150+1×70	4*	14.5	1.8	2.7	55.7	8346	4214	0.124	0.206	
	1	10.7	1.4					0.268	0.443	
4×185+1×95	4*	16.0	2.0	2.9	61.3	10026	5001	0.0991	0.164	
	1	17.6	1.6					0.193	0.320	
4×240+1×120	4*	18.3	2.2	3.1	68.3	12747	6195	0.0754	0.125	
	1	14.2	1.6					0.153	0.253	
4×300+1×150	4*	20.5	2.4	3.3	75.4	15983	7589	0.0601	0.100	
	1	15.8	1.8					0.124	0.206	
4×400+1×185	4*	23.5	2.6	3.6	85.6	20968	10166	0.0470	0.0778	
	1	17.6	2.0					0.0991	0.164	

*表示导体为紧压圆形线芯。
*Compact cicular stranded conductor.

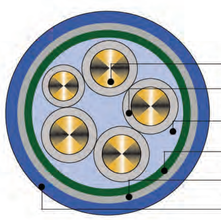

导　体 Conductor
绝　缘 Insulation
填　充 Filler
包　带 Tape
钢带铠装 Steel tape armour
外 护 套 Over sheath

0.6/1kV 3+2芯聚氯乙烯绝缘钢带铠装聚氯乙烯/聚乙烯护套电力电缆（VV22 VLV22 VY23 VLY23）
0.6/1Kv，3+2-core，PVC Insulated, Steel Tape Armoured，PVC/PE Sheathed Power Cable

导体标称截面 Num.Cross-sectional area	芯数 No. of Cores	导体直径 Diameter of conductor	绝缘厚度 Insulation thickness	护套厚度 Sheath thickness	电缆近似外径 Approx.overall diameter of cable	电缆近似重量 Approx.weight of cable kg/km		20℃导体最大直流电阻 Max.d.c.resistance of conductor（20℃）Ω/km		试验电压 Test voltage (a.c.)
mm²		mm	mm	mm	mm	铜芯	铝芯	铜芯	铝芯	KV/5min
3×4+2×2.5	3	2.25	1.0	1.8	16.7	452	347	4.61	7.41	3.5
	2	1.78	0.8					7.41	12.1	
3×6+2×4	3	2.76	1.0	1.8	18.5	586	425	3.08	4.61	
	2	2.25	1.0					4.61	7.41	
3×10+2×6	3	4.1	1.0	1.8	21.1	795	530	1.83	3.08	
	2	2.76	1.0					3.08	4.61	
3×16+2×10	3	5.1	1.0	1.8	24.2	1121	692	1.15	1.91	
	2	4.1	1.0					1.83	3.08	
3×25+2×16	3	6.4	1.2	1.8	28.2	1615	934	0.727	1.20	
	2	5.1	1.0					1.15	1.91	
3×35+2×16	3	7.6	1.2	1.8	30.0	1937	1072	0.524	0.868	
	2	5.1	1.0					1.15	1.91	
3×50+2×25	3**	7.5	1.4	2.0	35.5	2888	1709	0.387	0.641	
	2	6.0	1.2					0.727	1.20	
3×70+2×35	3**	8.6	1.4	2.1	39.2	3774	2105	0.268	0.443	
	2	7.0	1.2					0.524	0.868	
3×95+2×50	3**	10.8	1.6	2.3	44.8	5071	2733	0.193	0.320	
	2	8.3	1.4					0.387	0.641	
3×120+2×70	3*	12.9	1.6	2.5	49.1	6335	3292	0.153	0.253	
	2	10.7	1.4					0.208	0.443	
3×150+2×70	3*	14.5	1.8	2.6	52.5	7388	3774	0.124	0.206	
	2	10.7	1.4					0.268	0.443	
3×185+2×95	3*	16.0	2.0	2.8	58.3	9049	4550	0.0991	0.164	
	2	12.6	1.6					0.193	0.320	
3×240+2×120	3*	18.3	2.2	3.0	64.6	11424	5585	0.0754	0.125	
	2	14.2	1.6					0.153	0.253	
3×300+2×150	3*	20.5	2.4	3.2	71.3	14294	6836	0.0601	0.100	
	2	15.8	1.8					0.124	0.206	
3×400+2×185	3*	23.5	2.6	3.4	79.3	17877	8388	0.0470	0.0778	
	2	17.6	2.0					0.0991	0.164	

*表示紧压圆形绞合导体。　　**表示紧压扇形导体。
*-Compacted,standed circular conductor;　**-Compacted fan-shaped conductor.

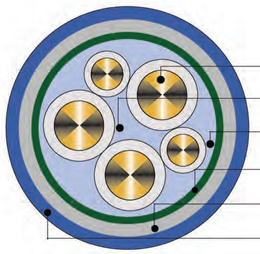

导　体 Conductor
绝　缘 Insulation
填　充 Filler
包　带 Tape
钢带铠装 Steel tape armour
外 护 套 Over sheath

QUNXING WIRE AND CABLE
QUNXING WIRE AND CABLE

0.6/1KV 二芯聚氯乙烯绝缘钢丝铠装聚氯乙烯/聚乙烯护套电力电缆（VV32 VLV32 VV33 VLV33）
0.6/1Kv，2-core，PVC Insulated,Steel Wire Armoured，PVC/PE Sheathed Power Cable

导体标称截面 Num.Cross-sectional area	导体直径 Diameter of conductor	绝缘厚度 Insulation thickness	护套厚度 Sheath thickness	电缆近似外径 Approx.overall diameter of cable	电缆近似重量 Approx.weight of cable kg/km		20℃导体最大直流电阻 Max.d.c.resistance of conductor（20℃）Ω/km		试验电压 Test voltage (a.c.)
mm²	mm	mm	mm	mm	铜芯	铝芯	铜芯	铝芯	KV/5min
2×10	4.1	1.0	1.8	22.1	1020	892	1.83	3.08	3.5
2×16	5.1	1.0	1.8	24.2	1241	1040	1.15	1.91	
2×25	6.4	1.2	1.8	27.6	1613	1294	0.727	1.20	
2×35	7.6	1.2	1.9	30.1	1934	1492	0.524	0.868	
2×50**	5.6	1.4	2.0	27.2	1977	1417	0.387	0.641	
2×70**	6.7	1.4	2.1	30.8	2746	1937	0.268	0.443	
2×95**	8.1	1.6	2.2	34.6	3475	2352	0.193	0.320	
2×120**	9.0	1.6	2.3	37.6	4412	2995	0.153	0.253	
2×150**	11.7	1.8	2.5	44.4	5445	3697	0.124	0.206	
2×185**	12.0	2.0	2.7	46.2	6255	4068	0.0991	0.164	
2×240*	18.3	2.2	2.8	60.2	8636	5730	0.0754	0.125	
2×300*	20.5	2.4	3.0	66.0	10460	6728	0.0601	0.100	

*表示紧压圆形绞合导体。 **表示紧压扇形导体。
*-Compacted,standed circular conductor; **-Compacted fan-shaped conductor.

0.6/1KV 三芯聚氯乙烯绝缘钢带铠装聚氯乙烯/聚乙烯护套电力电缆（VV22 VLV22 VY23 VLY23）
0.6/1Kv，3-core，PVC Insulated,Steel Tape Armoured，PVC/PE Sheathed Power Cable

导体标称截面 Num.Cross-sectional area	导体直径 Diameter of conductor	绝缘厚度 Insulation thickness	护套厚度 Sheath thickness	电缆近似外径 Approx.overall diameter of cable	电缆近似重量 Approx.weight of cable kg/km		20℃导体最大直流电阻 Max.d.c.resistance of conductor（20℃）Ω/km		试验电压 Test voltage (a.c.)
mm²	mm	mm	mm	mm	铜芯	铝芯	铜芯	铝芯	KV/5min
3×10	4.1	1.0	1.8	23.0	1172	981	1.83	3.08	3.5
3×16	5.1	1.0	1.8	25.3	1457	1155	1.15	1.91	
3×25	6.4	1.2	1.8	29.0	1936	1458	0.727	1.20	
3×35	7.6	1.2	1.9	31.7	2359	1695	0.524	0.868	
3×50*	7.0	1.4	2.0	31.3	2906	2065	0.387	0.641	
3×70*	8.0	1.4	2.1	34.8	3727	2514	0.268	0.443	
3×95*	9.5	1.6	2.2	39.0	5178	3494	0.193	0.320	
3×120*	10.4	1.6	2.3	42.5	6087	3962	0.153	0.253	
3×150*	12.0	1.8	2.5	48.2	7241	4619	0.124	0.206	
3×185*	13.2	2.0	2.6	52.3	8620	5339	0.0991	0.164	
3×240*	14.9	2.2	2.8	57.6	10720	6408	0.0754	0.125	
3×300*	16.9	2.4	2.9	61.1	12929	7519	0.0601	0.100	
3×400*	19.2	2.6	3.0	69.7	18134	10865	0.0470	0.0778	

*表示导体为紧压圆形线芯。
*Compact cicular stranded conductor.

QUNXING WIRE AND CABLE
QUNXING WIRE AND CABLE

0.6/1kV 四芯聚氯乙烯绝缘钢带铠装聚氯乙烯/聚乙烯护套电力电缆（VV22 VLV22 VY23 VLY23）
0.6/1Kv , 4-core , PVC Insulated,Steel Tape Armoured, PVC/PE Sheathed Power Cable

导体标称截面 Num.Cross-sectional area	导体直径 Diameter of conductor	绝缘厚度 Insulation thickness	护套厚度 Sheath thickness	电缆近似外径 Approx.overall diameter of cable	电缆近似重量 Approx.weight of cable kg/km		20℃导体最大直流电阻 Max.d.c.resistance of conductor（20℃）Ω/km		试验电压 Test voltage (a.c.)
mm²	mm	mm	mm	mm	铜芯	铝芯	铜芯	铝芯	KV/5min
4×10	4.1	1.0	1.8	24.6	1362	1108	1.83	3.08	3.5
4×16	5.1	1.0	1.8	27.2	1719	1316	1.15	1.91	
4×25	6.4	1.2	1.9	31.5	2333	1695	0.727	1.20	
4×35	7.6	1.2	2.0	35.3	3145	2260	0.524	0.868	
4×50*	7.4	1.4	2.1	35.1	3557	2437	0.387	0.641	
4×70*	8.7	1.4	2.3	39.3	4607	2989	0.268	0.443	
4×95*	10.8	1.6	2.5	46.9	6498	4252	0.193	0.320	
4×120*	11.7	1.6	2.6	51.3	7674	4841	0.153	0.253	
4×150*	13.1	1.8	2.8	57.1	9126	5630	0.124	0.206	
4×185*	14.7	2.0	3.0	63.8	10895	6520	0.0991	0.164	
4×240*	16.8	2.2	3.2	68.6	13562	7813	0.0754	0.125	
4×300*	18.6	2.4	3.3	72.6	17419	10206	0.0601	0.100	
4×400*	21.7	2.6	3.5	78.3	22858	13167	0.0470	0.0778	

*表示导体为紧压圆形线芯。
*Compact cicular stranded conductor.

0.6/1kV 3+1芯聚氯乙烯绝缘钢丝铠装聚氯乙烯/聚乙烯护套电力电缆（VV32 VLV32 VV33 VLV33）
0.6/1Kv , 3+1-core , PVC Insulated,Steel Wire Armoured, PVC/PE Sheathed Power Cable

导体标称截面 Num.Cross-sectional area	芯数 No. of Cores	导体直径 Diameter of conductor	绝缘厚度 Insulation thickness	护套厚度 Sheath thickness	电缆近似外径 Approx.overall diameter of cable	电缆近似重量 Approx.weight of cable kg/km		20℃导体最大直流电阻 Max.d.c.resistance of conductor（20℃）Ω/km		试验电压 Test Voltage
mm²		mm	mm	mm	mm	铜芯	铝芯	铜芯	铝芯	KV/5min
3×10+1×6	3	4.1	1.0	1.8	23.8	1276	1049	1.83	3.08	3.5
	1	2.76	1.0					3.08	4.61	
3×16+1×10	3	5.1	1.0	1.8	26.5	1625	1260	1.15	1.91	
	1	4.1	1.0					1.83	3.08	
3×25+1×16	3	6.4	1.2	1.9	30.4	2177	1597	0.727	1.20	
	1	5.1	1.0					1.15	1.91	
3×35+1×16	3	7.6	1.2	1.9	32.5	2564	1799	0.524	0.868	
	1	5.1	1.0					1.15	1.91	
3×50+1×25	3*	7.5	1.4	2.1	35.1	3395	2395	0.387	0.641	
	1	6.4	1.2					0.727	1.20	
3×70+1×35	3*	8.6	1.4	2.2	38.4	4385	2951	0.268	0.443	
	1	7.6	1.2					0.524	0.868	
3×95+1×50	3*	10.8	1.6	2.4	43.7	5614	3630	0.193	0.320	
	1	8.9	1.4					0.387	0.641	
3×120+1×70	3*	11.7	1.6	2.5	43.9	7320	4762	0.153	0.253	
	1	10.7	1.4					0.268	0.443	
3×150+1×70	3*	13.1	1.8	2.7	51.7	8421	5366	0.124	0.206	
	1	10.7	1.4					0.268	0.443	
3×185+1×95	3*	14.7	2.0	2.8	59.1	10144	6263	0.0991	0.164	
	1	12.6	1.6					0.193	0.320	
3×240+1×120	3*	16.8	2.2	3.0	65.4	12524	7453	0.0754	0.125	
	1	14.2	1.6					0.153	0.253	
3×300+1×150	3*	18.6	2.4	3.2	72.1	15148	8806	0.0601	0.100	
	1	15.8	1.8					0.124	0.206	
3×400+1×185	3*	21.7	2.6	3.6	82.4	20463	12084	0.0470	0.0778	
	1	17.6	2.0					0.0991	0.164	

*表示导体为紧压圆形线芯。
*Compact cicular stranded conductor.

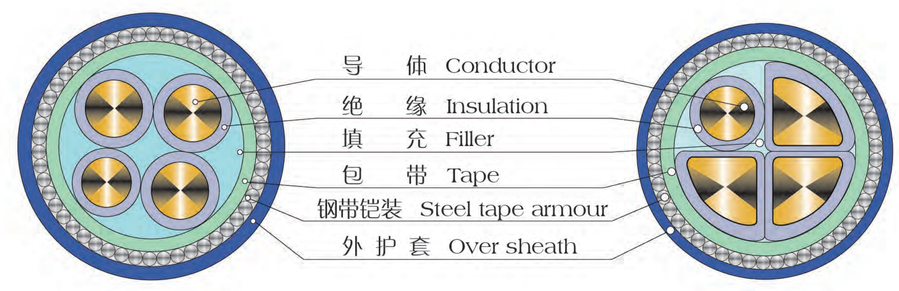

QUNXING WIRE AND CABLE
QUNXING WIRE AND CABLE

0.6/1KV 五芯聚氯乙烯绝缘钢丝铠装聚氯乙烯/聚乙烯护套电力电缆（VV32 VLV32 VV33 VLV33）
0.6/1Kv，5-core，PVC Insulated,Steel Wire Armoured，PVC/PE Sheathed Power Cable

导体标称截面 Num.Cross-sectional area	导体直径 Diameter of conductor	绝缘厚度 Insulation thickness	护套厚度 Sheath thickness	电缆近似外径 Approx.overall diameter of cable	电缆近似重量 Approx.weight of cable kg/km		20℃导体最大直流电阻 Max.d.c.resistance of conductor（20℃）Ω/km		试验电压 Test voltage (a.c.)
mm²	mm	mm	mm	mm	铜芯	铝芯	铜芯	铝芯	KV/5min
5×10	4.1	1.0	1.8	26.3	1559	1241	1.83	3.08	3.5
5×16	5.1	1.0	1.8	29.2	1989	1486	1.15	1.91	
5×25	6.4	1.2	2.0	34.2	2745	1947	0.727	1.2	
5×35	7.6	1.2	2.1	38.3	3697	2591	0.524	0.868	
5×50	8.9	1.4	2.2	43.2	4661	3163	0.387	0.641	
5×50*	8.3	1.4	2.2	41.6	4483	3025	0.387	0.641	
5×70	10.7	1.4	2.5	50.3	6620	4455	0.268	0.443	
5×70*	9.8	1.4	2.5	47.8	6255	4194	0.268	0.443	
5×95	12.6	1.6	2.7	57.1	8529	5526	0.193	0.320	
5×95*	11.5	1.6	2.7	54.1	8138	5214	0.193	0.320	
5×120	14.2	1.6	2.8	61.8	10138	6344	0.153	0.253	
5×120*	12.9	1.6	2.8	58.3	9663	5965	0.153	0.253	
5×150	15.8	1.8	3.0	67.6	12065	7403	0.124	0.206	
5×150*	14.5	1.8	3.0	64.3	11711	7062	0.124	0.206	
5×185	17.6	2.0	3.2	74.4	14525	8678	0.0991	0.164	
5×185*	16.0	2.0	3.2	70.0	13542	8092	0.0991	0.164	
5×240	20.3	2.2	3.5	84.7	19380	11694	0.0754	0.125	
5×240*	18.3	2.2	3.5	79.4	18132	10866	0.0754	0.125	
5×300	22.7	2.4	3.7	92.9	23378	13737	0.0601	0.100	
5×300*	20.5	2.4	3.7	87.0	22184	12854	0.0601	0.100	
5×400	25.7	2.6	4.0	103.0	28783	16452	0.0470	0.0778	
5×400*	23.5	2.6	4.0	97.2	27700	15586	0.0470	0.0778	

*表示导体为紧压圆形线芯。
*Compact cicular stranded conductor.

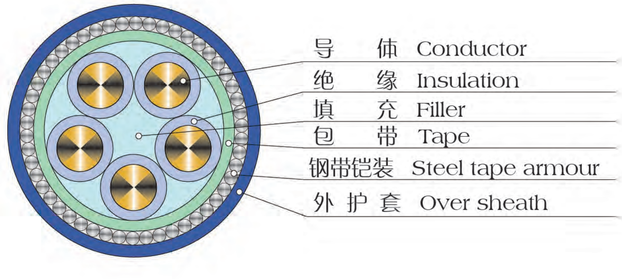

0.6/1KV 3+2芯聚氯乙烯绝缘钢丝铠装聚氯乙烯/聚乙烯护套电力电缆（VV32 VLV32 VV33 VLV33）
0.6/1Kv，3+2-core，PVC Insulated, Steel Wire Armoured，PVC/PE Sheathed Power Cable

导体标称截面 Num.Cross-sectional area of conductor	芯数 No. of Cores	导体直径 Diameter of conductor	绝缘厚度 Insulation thickness	护套厚度 Sheath thickness	电缆近似外径 Approx.overall diameter of cable	电缆近似重量 Approx.weight of cable kg/km		20℃导体最大直流电阻 Max.d.c.resistance of conductor（20℃）Ω/km		试验电压 Test voltage (a.c.)
mm²		mm	mm	mm	mm	铜芯	铝芯	铜芯	铝芯	KV/5min
3×10+2×6	3	4.1	1.0	1.8	24.9	1440	1175	1.83	3.08	3.5
	2	2.76	1.0					3.08	4.61	
3×16+2×10	3	5.1	1.0	1.8	28	1859	1430	1.15	1.91	
	2	4.1	1.0					1.83	3.08	
3×25+2×16	3	6.4	1.2	1.9	32.2	2492	1812	0.727	1.20	
	2	5.1	1.0					1.15	1.91	
3×35+2×16	3	7.6	1.2	2.0	34.2	2848	1983	0.524	0.868	
	2	5.1	1.0					1.15	1.91	
3×50+2×25	3**	7.5	1.4	2.1	38.5	3916	2736	0.387	0.641	
	2	6.5	1.2					0.727	1.20	
3×70+2×35	3**	8.6	1.4	2.3	42.8	4947	3279	0.268	0.443	
	2	7.6	1.2					0.524	0.868	
3×95+2×50	3**	10.8	1.6	2.5	48.8	6953	4615	0.193	0.320	
	2	8.9	1.4					0.387	0.641	
3×120+2×70	3*	12.9	1.6	2.6	53.2	8433	5390	0.153	0.253	
	2	10.7	1.4					0.208	0.443	
3×150+2×70	3*	14.5	1.8	2.8	55.4	9671	6057	0.124	0.206	
	2	10.7	1.4					0.268	0.443	
3×185+2×95	3*	16.0	2.0	3.0	63.1	11588	7089	0.0991	0.164	
	2	12.6	1.6					0.193	0.320	
3×240+2×120	3*	18.3	2.2	3.2	69.3	14277	8439	0.075	0.125	
	2	14.2	1.6					0.0153	0.253	
3×300+2×150	3*	20.5	2.4	3.4	76.2	18561	1103	0.0601	0.100	
	2	15.8	1.8					0.124	0.206	
3×400+2×185	3*	23.5	2.6	3.7	86.8	22702	13213	0.0470	0.0778	
	2	17.6	2.0					0.0991	0.164	

*表示紧压圆形绞合导体。 **表示紧压扇形导体。
*-Compacted,standed circular conductor; **-Compacted fan-shaped conductor.

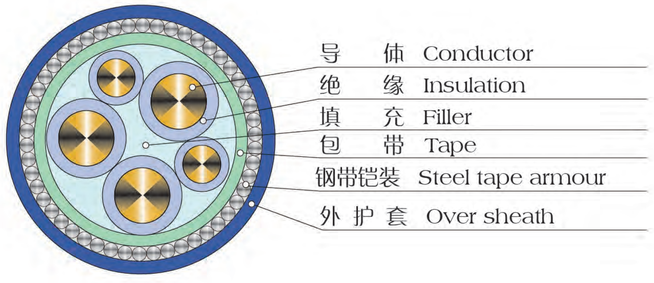

QUNXING WIRE AND CABLE
QUNXING WIRE AND CABLE

0.6/1kV 4+1芯聚氯乙烯绝缘钢丝铠装聚氯乙烯/聚乙烯护套电力电缆（VV32 VLV32 VV33 VLV33）
0.6/1Kv，4+1-core，PVC Insulated,Steel Wire Armoured，PVC/PE Sheathed Power Cable

导体标称截面 Num.Cross-sectional area of conductor	芯数 No. of Cores	导体直径 Diameter of conductor	绝缘厚度 Insulation thickness	护套厚度 Sheath thickness	电缆近似外径 Approx.overall diameter of cable	电缆近似重量 Approx.weight of cable kg/km		20℃导体最大直流电阻 Max.d.c.resistance of conductor（20℃）Ω/km		试验电压 Test voltage (a.c.)
mm²		mm	mm	mm	mm	铜芯	铝芯	铜芯	铝芯	KV/5min
4×10+1×6	4 1	4.1 2.76	1.0 1.0	1.8	25.6	1513	1222	1.83 3.08	3.08 4.61	
4×16+1×10	4 1	5.1 4.1	1.0 1.0	1.8	28.6	1944	1478	1.15 1.83	1.91 3.08	
4×25+1×16	4 1	6.4 5.1	1.2 1.0	1.9	33.1	2643	1904	0.727 1.15	1.20 1.91	
4×35+1×16	4 1	7.6 5.1	1.2 1.0	2.1	36.7	3475	2489	0.524 1.15	0.868 1.91	
4×50+1×25	4* 1	8.3 6.5	1.4 1.2	2.2	40.5	4287	2968	0.387 0.727	0.641 1.20	
4×70+1×35	4* 1	9.8 7.6	1.4 1.2	2.3	44.5	5384	3519	0.268 0.524	0.443 0.868	
4×95+1×50	4* 1	11.5 8.9	1.6 1.4	2.6	51.7	7619	4988	0.193 0.387	0.320 0.641	
4×120+1×70	4* 1	12.9 10.7	1.6 1.4	2.7	56.0	9103	5733	0.153 0.268	0.253 0.443	3.5
4×150+1×70	4* 1	14.5 10.7	1.8 1.4	2.9	60.9	10772	6641	0.124 0.268	0.206 0.443	
4×185+1×95	4* 1	16.0 12.6	2.0 1.6	3.1	66.7	12710	7685	0.0991 0.193	0.164 0.320	
4×240+1×120	4* 1	18.3 14.2	2.2 1.6	3.3	75.2	16801	10249	0.0754 0.153	0.125 0.253	
4×300+1×150	4* 1	20.5 15.8	2.4 1.8	3.6	82.9	20560	12166	0.0601 0.124	0.100 0.206	
4×400+1×185	4* 1	23.5 17.6	2.6 2.0	3.9	92.1	25403	14601	0.0470 0.0991	0.0778 0.164	

*表示导体为紧压圆形线芯。
*Compact cicular stranded conductor.

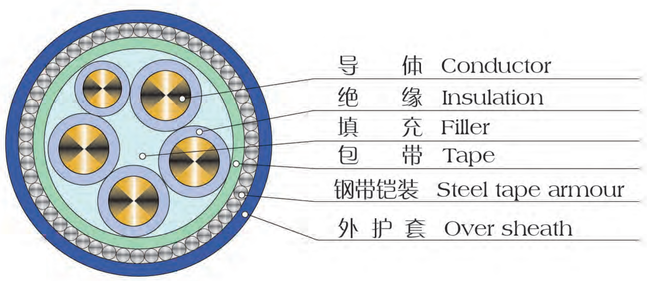

QUNXING WIRE AND CABLE
QUNXING WIRE AND CABLE

电缆载流量 Current Carrying Capacity of Cable

在空气中敷设 In air

导体 Conductor	导体标称截面 Nom.Cross-section of conductor	非铠装电缆 Unarmored cable					铠装电缆 Armored cable				
		单芯 Singe-core		二芯 2-core	三芯 3-core 四芯 4-core	五芯 5-core	单芯 Singe-core		二芯 2-core	三芯 3-core 四芯 4-core	五芯 5-core
	mm²										
铜导体 Copper conductor	1.5	20	23	17	15	16	-	-	-	-	-
	2.5	26	29	23	19	20	-	-	-	-	-
	4	34	38	32	26	27	-	-	33	27	28
	6	43	49	38	32	42	-	-	39	33	34
	10	59	67	53	46	47	59	67	54	47	48
	16	77	88	71	60	61	77	88	73	61	62
	25	98	111	90	77	79	98	111	92	79	79
	35	124	140	110	95	97	124	140	113	97	97
	50	148	168	135	115	117	148	168	137	117	119
	70	188	214	165	145	148	188	214	169	148	151
	95	230	260	211	185	189	230	260	215	189	192
	120	267	303	245	211	215	267	303	351	214	218
	150	307	349	280	245	251	307	349	285	250	252
	185	353	400	320	280	285	353	400	326	284	287
	240	418	475	-	335	342	418	475	-	341	346
	300	480	545	-	375	383	480	545	-	382	387
	400	567	642	-	-	-	567	642	-	-	-
	500	656	745	-	-	-	656	745	-	-	-
	630	755	856	-	-	-	755	856	-	-	-
	800	871	987	-	-	-	871	987	-	-	-
铜导体 Copper conductor	2.5	20	23	18	15	15	-	-	-	-	-
	4	26	30	24	20	20	-	-	24	20	20
	6	35	39	32	26	27	-	-	32	26	27
	10	45	51	42	35	36	45	51	42	35	36
	16	60	68	55	47	48	60	68	55	47	48
	25	78	89	70	60	61	78	89	70	60	61
	35	94	107	86	74	76	94	107	86	74	76
	50	115	131	105	90	92	115	131	105	90	92
	70	144	163	131	115	117	144	163	131	115	117
	95	177	200	165	140	143	177	200	165	140	143
	120	205	233	191	165	169	205	233	191	165	169
	150	238	271	215	191	194	238	271	215	191	194
	185	275	311	251	215	219	275	311	251	215	219
	240	324	367	-	260	265	324	367	-	260	265
	300	373	423	-	295	301	373	423	-	295	301
	400	443	503	-	-	-	443	503	-	-	-
	500	518	586	-	-	-	518	586	-	-	-
	630	607	688	-	-	-	607	688	-	-	-
	800	706	800	-	-	-	706	800	-	-	

QUNXING WIRE AND CABLE
QUNXING WIRE AND CABLE

60227 IEC 74(RVVYP)

耐油聚氯乙烯护套屏蔽软电缆
Oil-proof PVC sheathed,screened flexible cable

芯数×标称截面 Number and nom. Cross-section of conductors mm²	绝缘厚度 Insulation thickness mm	内护层厚度 Inner sheath thickness mm	屏蔽层铜线最大直径 Max.copper wire diameter of screen layer mm	外护套厚度 Outer sheath thickness mm	20℃平均外径 Average diameter of cable		70℃最小绝缘电阻 Min.insulation resistance (70℃) MΩ.km
					下限 Min.mm	上限 Max.mm	
2×0.5	0.6	0.7	0.16	0.9	7.7	9.6	0.013
2×0.75	0.6	0.7	0.16	0.9	8.0	10.0	0.011
2×1	0.6	0.7	0.16	0.9	8.2	10.3	0.010
2×1.5	0.7	0.7	0.16	1.0	9.3	11.6	0.010
2×2.5	0.8	0.7	0.16	1.1	10.7	13.3	0.009
3×0.5	0.6	0.7	0.16	0.9	8.0	10.0	0.013
3×0.75	0.6	0.7	0.16	0.9	8.3	10.4	0.011
3×1	0.6	0.7	0.16	1.0	8.8	11.0	0.010
3×1.5	0.7	0.7	0.16	1.0	9.7	12.1	0.010
3×2.5	0.8	0.7	0.16	1.1	11.3	14.0	0.009
4×0.5	0.6	0.7	0.16	0.9	8.5	10.7	0.013
4×0.75	0.6	0.7	0.16	1.0	9.1	11.3	0.011
4×1	0.6	0.7	0.16	1.0	9.4	11.7	0.010
4×1.5	0.7	0.7	0.16	1.1	10.7	13.2	0.010
4×2.5	0.8	0.8	0.16	1.2	12.6	15.5	0.009
5×0.5	0.6	0.7	0.16	1.0	9.3	11.6	0.013
5×0.75	0.6	0.7	0.16	1.0	9.7	12.1	0.011
5×1	0.6	0.7	0.16	1.1	10.3	12.8	0.010
5×1.5	0.7	0.8	0.16	1.2	11.8	14.7	0.010
5×2.5	0.8	0.8	0.21	1.3	13.9	17.2	0.009
6×0.5	0.6	0.7	0.16	1.0	9.9	12.4	0.013
6×0.75	0.6	0.7	0.16	1.1	10.5	13.1	0.011
6×1	0.6	0.7	0.16	1.1	11.0	13.6	0.010
6×1.5	0.7	0.8	0.16	1.2	12.7	15.7	0.010
6×2.5	0.8	0.8	0.21	1.4	15.2	18.7	0.009
7×0.5	0.6	0.7	0.16	1.1	10.8	13.5	0.013
7×0.75	0.6	0.7	0.16	1.2	11.5	14.3	0.011
7×1	0.6	0.7	0.16	1.2	12.2	15.1	0.010
7×1.5	0.7	0.8	0.16	1.3	14.1	17.4	0.010
7×2.5	0.8	0.8	0.21	1.5	16.5	20.3	0.009

耐油聚氯乙烯护套屏蔽软电缆主要用于机订和起重运输设备在内的制造加工用机器各部件的内部连接。允许该电缆直接与电源连接。但不推荐屏蔽电缆用于连接弯曲的场合。如果使用时电缆不需要移动，则建议电缆应敷设在线管、线槽中。

电缆仅用于建筑物内，而且环境温度需保持在+5℃~+40℃范围内。

正常使用时，导体最高温度为70℃，护套最高温度为60℃。

The oil-proof PVC sheathed screened or non-screened flexible cable chiefly applies for internal connection of accessories of machinery including machine tolls,cranes of carriers for produce and machining purposes.It is permissible that the cable can be directly connected to the line of power supply,but in continuous bending position,the screened cable is not be recommonded.It is advised that the cable should be laid in wire casings or pipes upon not being requested moveable.

The cable is only suitable for laying in buildings with the ambient temperature temperature keeping from+5℃to +40℃.

The Max.Temperature of conductor of conductor is 70℃ and of outer-sheath is 60℃

60227 IEC 74(RVVYP)

耐油聚氯乙烯护套屏蔽软电缆
Oil-proof PVC sheathed,screened flexible cable

芯数×标称截面 Number and nom. Cross-section of conductors mm²	绝缘厚度 Insulation thickness mm	内护层厚度 Inner sheath thickness mm	屏蔽层铜线最大直径 Max.copper wire diameter of screen layer mm	外护套厚度 Outer sheath thickness mm	平均外径 Average diameter of cable		70℃最小绝缘电阻 Min.insulation resistance (70℃) MΩ.km
					下限 Min.mm	上限 Max.mm	
12×0.5	0.6	0.8	0.21	1.3	13.3	16.5	0.013
12×0.75	0.6	0.8	0.21	1.3	13.9	17.2	0.011
12×1	0.6	0.8	0.21	1.4	14.7	18.1	0.010
12×1.5	0.7	0.8	0.21	1.5	16.7	20.5	0.010
12×2.5	0.8	0.9	0.21	1.7	19.9	24.4	0.009
18×0.5	0.6	0.8	0.21	1.3	15.1	18.6	0.013
18×0.75	0.6	0.8	0.21	1.5	16.2	19.9	0.011
18×1	0.6	0.8	0.21	1.5	16.9	20.8	0.010
18×1.5	0.7	0.9	0.21	1.7	19.6	24.1	0.010
18×2.5	0.8	0.9	0.21	2.0	23.3	28.5	0.009
27×0.5	0.6	0.8	0.21	1.6	18.0	22.1	0.013
27×0.75	0.6	0.9	0.21	1.7	19.3	23.7	0.011
27×1	0.6	0.9	0.21	1.7	20.2	24.7	0.010
27×1.5	0.7	0.9	0.21	2.0	23.4	28.6	0.010
27×2.5	0.8	1.0	0.26	2.3	28.2	34.5	0.009
36×0.5	0.6	0.9	0.21	1.7	20.1	24.7	0.013
36×0.75	0.6	0.9	0.21	1.8	21.3	26.2	0.011
36×1	0.6	0.9	0.21	1.9	22.5	27.6	0.010
36×1.58	0.7	1.0	0.26	2.2	26.6	32.5	0.010
36×2.5	0.8	1.1	0.26	2.4	31.5	38.5	0.009
48×0.5	0.6	0.9	0.26	1.9	33.1	28.3	0.013
48×0.75	0.6	1.0	0.26	2.1	24.9	30.4	0.011
48×1	0.6	1.0	0.26	2.1	26.1	31.9	0.010
48×1.5	0.7	1.1	0.26	2.4	30.4	37.0	0.010
48×2.5	0.8	1.2	0.31	2.4	35.9	43.7	0.009
60×0.5	0.6	1.0	0.26	2.1	25.5	31.1	0.013
60×0.75	0.6	1.0	0.26	2.2	27.0	32.9	0.011
60×1	0.6	1.0	0.26	2.3	28.5	34.7	0.010
60×1.5	0.7	1.1	0.26	2.4	32.7	39.9	0.010
60×2.5	0.8	1.2	0.31	2.4	38.8	47.2	0.009

在土壤中敷设　Direct in the ground

导体 Conductor	导体标称截面 Nom.Cross-section of conductor	非铠装电缆 Unarmored cable					铠装电缆 Armored cable				
		单芯 Singe-core		二芯 2-core	三芯 3-core	五芯 5-core	单芯 Singe-core		二芯 2-core	三芯 3-core	五芯 5-core
	mm²				四芯 4-core					四芯 4-core	
铜导体 Copper conductor	1.5	24	27	26	22	22	-	-	-	-	-
	2.5	31	35	34	29	30	-	-	-	-	-
	4	40	46	44	38	39	-	-	44	38	39
	6	50	57	56	47	48	-	-	56	47	48
	10	68	77	76	65	66	68	77	76	65	66
	16	86	98	100	84	86	86	98	100	84	86
	25	111	126	125	110	112	111	126	125	110	112
	35	131	149	155	130	133	131	149	155	130	133
	50	160	181	185	155	158	160	181	185	155	158
	70	197	223	230	195	199	197	223	230	195	199
	95	234	265	275	230	235	234	265	275	230	235
	120	267	302	310	260	265	267	302	310	260	265
	150	299	339	350	300	306	299	339	350	300	306
	185	340	386	395	335	341	340	386	395	335	341
	240	394	446	-	390	398	394	446	-	390	398
	300	447	507	-	435	444	447	507	-	435	444
	400	513	581	-	-	-	513	581	-	-	-
	500	582	660	-	-	-	582	660	-	-	-
	630	664	753	-	-	-	664	753	-	-	-
	800	746	846	-	-	-	746	846	-	-	-
铜导体 Copper conductor	2.5	25	28	26	23	23	-	-	-	-	-
	4	32	36	35	30	31	-	-	35	30	31
	6	41	47	45	39	40	-	-	45	39	40
	10	52	60	59	50	51	52	60	59	50	51
	16	68	77	77	65	66	68	77	77	65	66
	25	86	98	100	84	85	86	98	100	84	85
	35	103	116	120	100	102	103	116	120	100	102
	50	123	140	145	120	122	123	140	145	120	122
	70	152	172	175	150	153	152	172	175	150	153
	95	180	205	210	185	189	180	205	210	185	189
	120	205	233	245	205	209	205	233	245	205	209
	150	234	265	275	230	235	234	265	275	230	235
	185	262	298	310	260	265	262	298	310	360	265
	240	308	349	-	300	306	308	349	-	300	306
	300	349	395	-	340	347	349	395	-	340	347
	400	402	456	-	-	-	402	456	-	-	-
	500	459	521	-	-	-	459	521	-	-	-
	630	529	560	-	-	-	529	560	-	-	-
	800	603	684	-	-	-	603	684	-	-	-

QUNXING WIRE AND CABLE
QUNXING WIRE AND CABLE

VI

额定电压0.6/1kV及以下 交联聚乙烯绝缘电力电缆

电缆的型号 Type

型号 Type	名称 Designation	适用范围 Application
YJV	铜芯交联聚乙烯绝缘聚氯乙烯护套电力电缆 Copper conductor , XLPE insulated,PVC sheathed Electrical cable	室内、隧道及电缆沟等场所，不能承受机械外力。单芯电缆不允许敷设在磁性管道中。 For laying in doors,in tunnels or cable trench, unable to bear external mechanical forces. Singlecore cable in magnetic duct is notpermissble.
YJLV	铝芯交联聚乙烯绝缘聚氯乙烯护套电力电缆 Aluminium conductor,XLPE insulated ,PVC sheathed Electrical cable	
YJY	铜芯交联聚乙烯绝缘聚乙烯护套电力电缆 Copper conductor , XLPE insulated,PE sheathed Electrical cable	
YJLY	铝芯交联聚乙烯绝缘聚乙烯护套电力电缆 Aluminium conductor,XLPE insulated ,PE sheathed Electrical cable	
YJV22	铜芯交联聚乙烯绝缘钢带铠装聚氯乙烯护套电力电缆 Copper conductor , XLPE insulated,steel tape armoured, PVC sheathed Electrical cable	室内、隧道、电缆沟内或埋地等,能承受一定的机械外力，但不能承受大的拉力。 For laying in doors,in tunnels,cable trench, or direct in ground,able to bear external mechanica force,but unable to bear large pilling force.
YJLV22	铝芯交联聚乙烯绝缘钢带铠装聚氯乙烯护套电力电缆 Aluminium conductor , XLPE insulated,steel tape armoured, PVC sheathed Electrical cable	
YJY23	铜芯交联聚乙烯绝缘钢带铠装聚乙烯护套电力电缆 Copper conductor , XLPE insulated,steel tape armoured, PE sheathed Electrical cable	
YJLY23	铝芯交联聚乙烯绝缘钢带铠装聚乙烯护套电力电缆 Aluminium conductor , XLPE insulated,steel tape armoured, PE sheathed Electrical cable	
YJV32	铜芯交联聚乙烯绝缘细钢丝铠装聚氯乙烯护套电力电缆 Copper conductor , XLPE insulated,fine steel wire armoured, PVC sheathed Electrical cable	室内、隧道、电缆沟竖井或埋地敷设等,能承受机械外力和一定的拉力。 For laying in doors,in tunnels cable trench, well or direct in ground, able to bear external mechanical forces,and determinate pilling force.
YJLV32	铝芯交联聚乙烯绝缘细钢丝铠装聚氯乙烯护套电力电缆 Aluminium conductor , XLPE insulated,fine steel wire armoured, PE sheathed Electrical cable	
YJV33	铜芯交联聚乙烯绝缘细钢丝铠装聚乙烯护套电力电缆 Copper conductor , XLPE insulated,fine steel wire armoured, PE sheathed Electrical cable	
YJLV33	铝芯交联聚乙烯绝缘细钢丝铠装聚乙烯护套电力电缆 Aluminium conductor , XLPE insulated,fine steel wire armoured, PE sheathed Electrical cable	

QUNXING WIRE AND CABLE
QUNXING WIRE AND CABLE

生产范围 Type of cable

型号 Type		芯数 No.of cores	标称截面 Nominal cross -sectional areas mm²
铜导体 Copper conductor	铝导体 Aluminum conductor		
YLV YJY - YJV22 YJY23	- YJLY YJLY YJLV22 YJLY23	1*	1.5~800 2.5~800 10~800
YJV JYJ - YJV22 YJY23 YJV32 YJV33	- YJLV YJLY YJLV22 YJLY23 YJLV32 YJLV33	2	1.5~300 2.5~300 2.5~300 10~300
YJV YJY - YJV22 YJY23 YJV32 YJV33	- YJLV YJLY YJLV22 YJLY23 YJLV32 YJLV33	3	1.5~400 2.5~400 2.5~400 10~400
YJV YJY - YJV22 YJY23 YJV32 YJV33	- YJLV YJLY YJLV22 YJLY23 YJLV32 YJLV33	4	1.5~400 2.5~400 2.5~400 10~400
YJV YJY - YJV22 YJY23 - YJV32 YJV33	- YJLV YJLY YJLV22 YJLY23 YJLV32 YJLV33	3+1	1.5~400 2.5~400 2.5~400 10~400
YJV YJY - YJV22 YJY23 - YJV32 YJV33	- YJLV YJLY - YJLV22 YJLY23 YJLV32 YJLV33	5	1.5~400 2.5~400 2.5~400 10~400
YJV YJY - YJV22 YJY23 - YJV32 YJV33	- YJLV YJLY - YJLV22 YJLY23 YJLV32 YJLV33	4+1	1.5~400 2.5~400 2.5~400 10~400
YJV YJY - YJV22 YJY23 - YJV32 YJV33	- YJLV YJLY - YJLV22 YJLY23 YJLV32 YJLV33	3+2	1.5~400 2.5~400 2.5~400 10~400

*单芯铠装电缆仅用于直流系统，若用于交流系统，应采用非磁性材料铠装或隔磁措施。

*The armoured single-core cables are used for D.C. System only . As for A.C. System,the magnetic armour material should be used , or magnetic isolation should be applied.

QUNXING WIRE AND CABLE
QUNXING WIRE AND CABLE

结构尺寸及主要技术参数
Construction and main technical data

0.6/1KV单芯交联聚乙烯绝缘聚氯乙烯/聚乙烯护套电力电缆（YJV YJLV YJY YJLY）
0.6/1KV,Single-core ,XLPE Insulated,PVC/PE Sheathed Power Cable

标称截面 Num.Cross-sectional area	导体直径 Diameter of conductor	绝缘厚度 Insulation thickness	护套厚度 Sheath thickness	电缆近似外径 Approx.overall diameter of cable	电缆近似重量 Approx.weight of cable kg/km		20℃导体最大直流电阻 Max.d.c.resistance of conductor（20℃）Ω/km		试验电压 Test voltage (a.c.)
mm²	mm	mm	mm	mm	铜芯	铝芯	铜芯	铝芯	KV/5min
1×1.5	1.38	0.7	1.4	5.6	52	-	12.1	-	3.5
1×2.5	1.78	0.7	1.4	6.0	65	50	7.41	12.1	
1×4	2.25	0.7	1.4	6.4	83	58	4.61	7.41	
1×6	2.76	0.7	1.4	7.0	106	69	3.08	4.61	
1×10	4.1	0.7	1.4	8.3	157	94	1.83	3.08	
1×16	5.1	0.7	1.4	9.3	221	121	1.15	1.91	
1×25	6.4	0.9	1.5	11.2	334	175	0.727	1.20	
1×35	7.6	0.9	1.5	12.4	435	215	0.524	0.268	
1×50	8.9	1.0	1.6	14.1	576	278	0.387	0.641	
1×70	10.7	1.1	1.6	16.1	793	362	0.268	0.443	
1×95	12.6	1.1	1.7	18.2	1066	468	0.193	0.320	
1×120	14.2	1.2	1.7	20.0	1321	565	0.153	0.253	
1×120*	12.9	1.2	1.7	18.7	1275	539	0.153	0.253	
1×150	15.8	1.4	1.7	22.0	1606	677	0.124	0.206	
1×150*	14.5	1.4	1.7	20.7	1584	658	0.124	0.206	
1×185	17.6	1.6	1.7	24.2	1977	813	0.0991	0.164	
1×185*	16.0	1.6	1.7	22.6	1868	763	0.0991	0.164	
1×240	20.3	1.7	1.7	27.1	2548	1018	0.0754	0.125	
1×240*	18.3	1.7	1.7	25.1	2399	952	0.0754	0.125	
1×300	22.7	1.8	1.7	29.7	3151	1232	0.0601	0.100	
1×300*	20.5	1.8	1.7	27.5	3028	1172	0.0601	0.100	
1×400	25.7	2.0	1.7	33.1	3985	1531	0.0470	0.0778	
1×400*	23.5	2.0	1.7	30.9	3888	1478	0.0470	0.0778	
1×500	28.8	2.2	1.8	36.8	4996	1902	0.0366	0.0605	
1×500*	26.5	2.2	1.8	34.5	4953	1861	0.0366	0.0605	
1×630	32.5	2.4	1.9	41.1	6294	2372	0.0283	0.0469	
1×630*	29.9	2.4	1.9	38.5	6164	2299	0.0283	0.0469	
1×800	36.5	2.6	2.0	45.7	7920	2592	0.0221	0.0367	

*表示紧压圆形绞合导体。 *-Compacted，stranded cicular conductor.

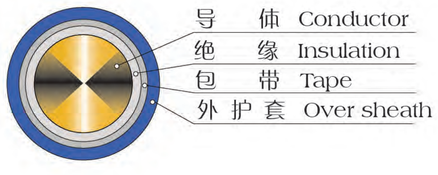

0.6/1kv单芯交联聚乙烯绝缘钢带铠装聚氯乙烯/聚乙烯护套电力电缆（YJV22 YJLV22 YJY23 YJLY23）
0.6/1kv,Single-core,XLPE Insulated,Steel Tape Armoured,PVC/PE Armoured,PVC/PE Sheathed Power Cable.

标称截面 Num.Cross-sectional area	导体直径 Diameter of conductor	绝缘厚度 Insulation thickness	护套厚度 Sheath thickness	电缆近似外径 Approx.overall diameter of cable	电缆近似重量 Approx.weight of cable kg/km		20℃导体最大直流电阻 Max.d.c.resistance of conductor（20℃）Ω/km		试验电压 Test voltage (a.c.)
mm²	mm	mm	mm	mm	铜芯	铝芯	铜芯	铝芯	KV/5min
1×10	4.1	0.7	1.8	11.7	233	170	1.83	3.08	3.5
1×16	5.1	0.7	1.8	12.7	305	205	1.15	1.91	
1×25	6.4	0.9	1.8	14.4	426	267	0.727	1.20	
1×35	7.6	0.9	1.8	15.6	536	316	0.524	0.868	
1×50	8.9	1.0	1.8	17.1	680	382	0.387	0.641	
1×70	10.7	1.1	1.8	19.1	912	481	0.268	0.443	
1×95	12.6	1.1	1.8	21.0	1188	590	0.193	0.320	
1×120	14.2	1.2	1.8	22.8	1454	698	0.153	0.253	
1×120*	12.9	1.2	1.8	21.5	1400	663	0.153	0.253	
1×150	15.8	1.4	1.8	24.8	1751	823	0.124	0.206	
1×150*	14.5	1.4	1.8	23.5	1721	795	0.124	0.206	
1×185	17.6	1.6	1.8	27.0	2140	976	0.0991	0.164	
1×185*	16.0	1.6	1.8	25.4	2020	915	0.0991	0.164	
1×240	20.3	1.7	1.8	29.9	2729	1200	0.0754	0.125	
1×240*	18.3	1.7	1.8	27.9	2567	1121	0.0754	0.125	
1×300	22.7	1.8	1.9	32.7	3363	1445	0.0601	0.100	
1×300*	20.5	1.8	1.9	30.5	3225	1369	0.0601	0.100	
1×400	25.7	2.0	2.0	38.1	4596	2142	0.0470	0.0778	
1×400*	23.5	2.0	2.0	35.9	4461	2050	0.0470	0.0778	
1×500	28.8	2.2	2.1	41.8	5667	2574	0.0366	0.0605	
1×500*	26.5	2.2	2.1	39.5	5584	2492	0.0366	0.0605	
1×630	32.5	2.4	2.3	46.3	7084	3132	0.0283	0.0469	
1×630*	29.9	2.4	2.3	43.7	6878	3031	0.0283	0.0469	
1×800	36.5	2.6	2.4	50.9	8757	3789	0.0221	0.0367	

*表示紧压圆形绞合导体。 *-Compacted,standed circular conductor.

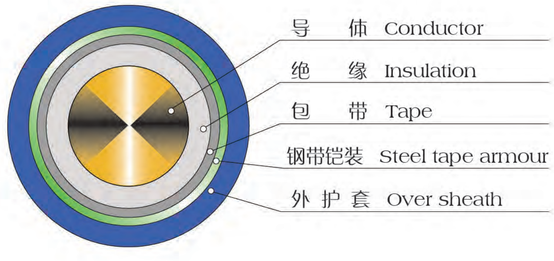

QUNXING WIRE AND CABLE
QUNXING WIRE AND CABLE

0.6/1kV 两芯交联聚乙烯绝缘聚氯乙烯/聚乙烯护套电力电缆（YJV YJLV YJY YJLY）
0.6/1Kv，2-core，XLPE Insulated,PVC/PE Sheathed Power Cable

标称截面 Num.Cross-sectional area	导体直径 Diameter of conductor	绝缘厚度 Insulation thickness	护套厚度 Sheath thickness	电缆近似外径 Approx.overall diameter of cable	电缆近似重量 Approx.weight of cable kg/km		20℃导体最大直流电阻 Max.d.c.resistance of conductor（20℃）Ω/km		试验电压 Test voltage (a.c.)
mm²	mm	mm	mm	mm	铜芯	铝芯	铜芯	铝芯	KV/5min
2×1.5	1.38	0.7	1.8	10.0	99	-	12.1	-	3.5
2×2.5	1.78	0.7	1.8	10.8	127	95	7.41	12.1	
2×4	2.25	0.7	1.8	11.7	164	115	4.61	7.41	
2×6	2.76	0.7	1.8	12.7	214	139	3.08	4.61	
2×10	4.1	0.7	1.8	15.3	324	195	1.83	3.08	
2×16	5.1	0.7	1.8	17.4	460	257	1.15	1.91	
2×25	6.4	0.9	1.8	20.8	691	359	0.727	0.20	
2×35	7.6	0.9	1.8	23.1	907	460	0.524	0.868	
2×50**	5.6	1.0	1.8	19.6	1039	478	0.387	0.641	
2×70**	6.7	1.1	1.8	22.6	1456	646	0.268	0.443	
2×95**	8.1	1.1	2.0	25.8	1973	849	0.193	0.320	
2×120**	9.0	1.2	2.1	28.2	2459	1042	0.153	0.253	
2×150*	14.5	1.4	2.2	40.2	3398	1520	0.124	0.206	
2×185*	16.0	1.6	2.3	44.2	4042	1800	0.0991	0.164	
2×240*	18.3	1.7	2.5	49.6	5264	2329	0.0754	0.125	
2×300*	20.5	1.8	2.7	54.8	7345	3076	0.0601	0.100	

*表示导体为紧压圆形线芯。 *Compact cicular stranded conductor.

0.6/1kV两芯交联聚乙烯绝缘钢带铠装聚氯乙烯/聚乙烯护套电力电缆(YJV22 YJLV22 YJY23 YJLY23)
0.6/1Kv，2-core，XLPE Insulated,steel tape Armoured,PVC/PE Sheathed Power Cable

标称截面 Num.Cross-sectional area	导体直径 Diameter of conductor	绝缘厚度 Insulation thickness	护套厚度 Sheath thickness	电缆近似外径 Approx.overall diameter of cable	电缆近似重量 Approx.weight of cable kg/km		20℃导体最大直流电阻 Max.d.c.resistance of conductor（20℃）Ω/km		试验电压 Test voltage (a.c.)
mm²	mm	mm	mm	mm	铜芯	铝芯	铜芯	铝芯	KV/5min
2×2.5	1.78	0.7	1.8	12.6	218	187	7.41	12.1	3.5
2×4	2.25	0.7	1.8	13.5	265	215	4.61	7.41	
2×6	2.76	0.7	1.8	14.5	325	250	3.08	4.61	
2×10	4.1	0.7	1.8	17.1	447	318	1.83	3.08	
2×16	5.1	0.7	1.8	19.2	602	398	1.15	1.91	
2×25	6.4	0.9	1.8	22.6	863	540	0.727	0.20	
2×35	7.6	0.9	1.8	24.9	1099	651	0.524	0.868	
2×50**	5.6	1.0	1.8	21.4	1199	638	0.387	0.641	
2×70**	6.7	1.1	1.9	24.2	1640	830	0.268	0.443	
2×95**	8.1	1.1	2.0	29.0	2437	1314	0.193	0.320	
2×120**	9.0	1.2	2.1	31.4	2966	1549	0.153	0.253	
2×150*	14.5	1.4	2.3	43.6	4146	2268	0.124	0.206	
2×185*	16.0	1.6	2.4	47.6	4862	2620	0.0991	0.164	
2×240*	18.3	1.7	2.6	53.0	6148	3213	0.0754	0.125	
2×300*	20.5	1.8	2.7	58.0	7622	3853	0.0601	0.100	

*表示紧压圆形绞合导体。 **表示紧压扇形导体。
*-Compacted,standed circular conductor; **-Compacted fan-shaped conductor.

QUNXING WIRE AND CABLE
QUNXING WIRE AND CABLE

0.6/1kV两芯交联聚乙烯绝缘细钢丝铠装聚氯乙烯/聚乙烯护套电力电缆（YJV32 YJLV32 YJY33 YJLV33）
0.6/1Kv，2-core，XLPE Insulated,fine steel wire Armoured,PVC/PE Sheathed Power Cable

标称截面 Num.Cross-sectional area	导体直径 Diameter of conductor	绝缘厚度 Insulation thickness	护套厚度 Sheath thickness	电缆近似外径 Approx.overall diameter of cable	电缆近似重量 Approx.weight of cable kg/km		20℃导体最大直流电阻 Max.d.c.resistance of conductor（20℃）Ω/km		试验电压 Test voltage (a.c.)
mm²	mm	mm	mm	mm	铜芯	铝芯	铜芯	铝芯	KV/5min
2×10	4.1	0.7	1.8	20.9	912	783	1.83	3.08	3.5
2×16	5.1	0.7	1.8	23.0	1124	920	1.15	1.91	
2×25	6.4	0.9	1.8	26.4	1478	1156	0.727	1.20	
2×35	7.6	0.9	1.8	28.7	1775	1328	0.524	0.868	
2×50**	5.6	1.0	1.8	25.4	1792	1231	0.387	0.641	
2×70**	6.7	1.1	1.8	29.4	2543	1733	0.268	0.443	
2×95**	8.1	1.1	2.0	32.4	3146	2022	0.193	0.320	
2×120**	9.0	1.2	2.1	35.0	3746	2328	0.153	0.253	
2×150*	14.5	1.4	2.2	48.2	5677	3799	0.124	0.206	
2×185*	16.0	1.6	2.3	52.4	6547	4305	0.0991	0.164	
2×240*	18.3	1.7	2.5	57.8	8059	5127	0.0754	0.125	
2×300*	20.5	1.8	2.7	63.5	10302	6408	0.0601	0.100	

*表示紧压圆形绞合导体。 **表示紧压扇形导体。
*-Compacted,standed circular conductor; **-Compacted fan-shaped conductor.

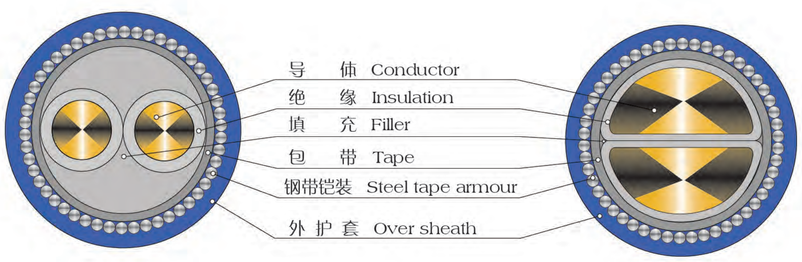

0.6/1kV 三芯交联聚乙烯绝缘聚氯乙烯/聚乙烯护套电力电缆（YJY YJLY）
0.6/1Kv，3-core，XLPE Insulated,PVC/PE Sheathed Power Cable

标称截面 Num.Cross-sectional area	导体直径 Diameter of conductor	绝缘厚度 Insulation thickness	护套厚度 Sheath thickness	电缆近似外径 Approx.overall diameter of cable	电缆近似重量 Approx.weight of cable kg/km		20℃导体最大直流电阻 Max.d.c.resistance of conductor（20℃）Ω/km		试验电压 Test voltage (a.c.)
mm²	mm	mm	mm	mm	铜芯	铝芯	铜芯	铝芯	KV/5min
3×1.5	1.38	0.7	1.8	10.4	120	-	12.1	-	3.5
3×2.5	1.78	0.7	1.8	11.3	158	111	7.41	12.1	
3×4	2.25	0.7	1.8	12.2	210	135	4.61	7.41	
3×6	2.76	0.7	1.8	13.4	280	67	3.08	4.61	
3×10	4.1	0.7	1.8	16.1	430	238	1.83	3.08	
3×16	5.1	0.7	1.8	18.4	623	318	1.15	1.91	
3×25	6.4	0.9	1.8	22.1	947	463	0.727	0.20	
3×35	7.6	0.9	1.8	24.6	1254	584	0.524	0.868	
3×50**	6.8	1.0	1.8	23.7	1518	677	0.387	0.641	
3×70**	8.0	1.1	1.8	27.9	2143	929	0.268	0.443	
3×95**	9.5	1.1	2.0	31.3	2897	1212	0.193	0.320	
3×120*	12.9	1.2	2.1	38.4	3834	1593	0.153	0.253	
3×150*	14.5	1.4	2.2	43.1	4827	2010	0.124	0.206	
3×185*	16.0	1.6	2.4	47.4	5747	2384	0.0991	0.164	
3×240*	18.3	1.7	2.5	53.2	7448	3045	0.0754	0.125	
3×300*	20.5	1.8	2.8	58.7	9463	3810	0.0601	0.100	
3×400*	23.5	2.0	3.0	66.5	12225	4885	0.0470	0.0778	

*表示紧压圆形绞合导体。 **表示紧压扇形导体。
*-Compacted,standed circular conductor; **-Compacted fan-shaped conductor.

QUNXING WIRE AND CABLE
QUNXING WIRE AND CABLE

0.6/1KV 三芯交联聚乙烯绝缘钢带铠装聚氯乙烯/聚乙烯护套电力电缆（YJV22 YJLV22 YJY23 YJLY23）
0.6/1Kv , 3-core , XLPE Insulated,Steel Tape Armoured PVC/PE Sheathed Power Cable

标称截面 Num.Cross-sectional area	导体直径 Diameter of conductor	绝缘厚度 Insulation thickness	护套厚度 Sheath thickness	电缆近似外径 Approx.overall diameter of cable	电缆近似重量 Approx.weight of cable kg/km		20℃导体最大直流电阻 Max.d.c.resistance of conductor (20℃) Ω/km		试验电压 Test voltage (a.c.)
mm²	mm	mm	mm	mm	铜芯	铝芯	铜芯	铝芯	KV/5min
3×2.5	1.78	0.7	1.8	13.1	254	207	7.41	12.1	3.5
3×4	2.25	0.7	1.8	14.0	316	242	4.61	7.41	
3×6	2.76	0.7	1.8	15.2	397	284	3.08	4.61	
3×10	4.1	0.7	1.8	17.9	560	368	1.83	3.08	
3×16	5.1	0.7	1.8	20.2	773	468	1.15	1.91	
3×25	6.4	0.9	1.8	23.9	1130	646	0.727	0.20	
3×35	7.6	0.9	1.8	26.4	1458	787	0.524	0.868	
3×50**	6.8	1.0	1.8	25.5	1714	873	0.387	0.641	
3×70**	8.0	1.1	1.8	31.3	2663	1449	0.268	0.443	
3×95**	9.5	1.1	2.0	34.7	3480	1794	0.193	0.320	
3×120*	12.9	1.2	2.2	41.8	4549	2309	0.153	0.253	
3×150*	14.5	1.4	2.4	46.5	5628	2811	0.124	0.206	
3×185*	16.0	1.6	2.5	50.8	6626	3263	0.0991	0.164	
3×240*	18.3	1.7	2.7	56.6	8432	4029	0.0754	0.125	
3×300*	20.5	1.8	2.9	62.1	10550	4896	0.0601	0.100	
3×400*	23.5	2.0	3.1	69.9	13455	6114	0.0470	0.0778	

*表示紧压圆形绞合导体。 **表示紧压扇形导体。
*-Compacted,standed circular conductor; **-Compacted fan-shaped conductor.

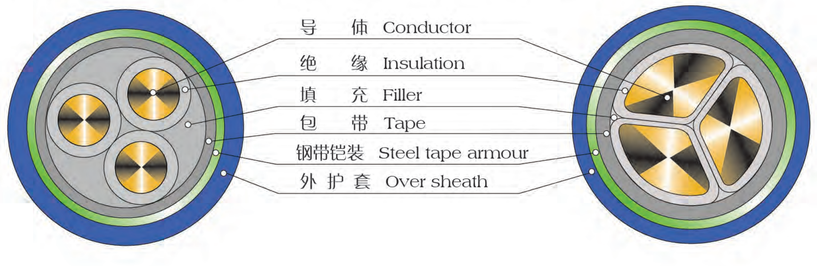

QUNXING WIRE AND CABLE
QUNXING WIRE AND CABLE

0.6/1KV三芯交联聚乙烯绝缘细钢丝铠装聚氯乙烯/聚乙烯护套电力电缆（YJV32 YJLV32 YJV33 YJLV33）
0.6/1Kv , 3-core , XLPE Insulated, fine steel wire Armoured,PVC/PE Sheathed Power Cable

标称截面 Num.Cross-sectional area	导体直径 Diameter of conductor	绝缘厚度 Insulation thickness	护套厚度 Sheath thickness	电缆近似外径 Approx.overall diameter of cable	电缆近似重量 Approx.weight of cable kg/km		20℃导体最大直流电阻 Max.d.c.resistance of conductor (20℃) Ω/km		试验电压 Test voltage (a.c.)
mm²	mm	mm	mm	mm	铜芯	铝芯	铜芯	铝芯	KV/5min
3×10	4.1	0.7	1.8	21.7	1049	856	1.83	3.08	3.5
3×16	5.1	0.7	1.8	24.0	1323	1017	1.15	1.91	
3×25	6.4	0.9	1.8	27.7	1779	1296	0.727	1.20	
3×35	7.6	0.9	1.8	30.2	2174	1504	0.524	0.868	
3×50**	6.8	1.0	2.0	29.7	2433	1592	0.387	0.641	
3×70**	8.0	1.1	2.1	34.6	3429	2215	0.268	0.443	
3×95**	9.5	1.1	2.2	38.1	4327	2641	0.193	0.320	
3×120*	12.9	1.2	2.3	45.2	5567	3327	0.153	0.253	
3×150*	14.5	1.4	2.5	51.1	7269	4452	0.124	0.206	
3×185*	16.0	1.6	2.7	55.8	8466	5103	0.0991	0.164	
3×240*	18.3	1.7	2.9	61.8	10508	6106	0.0754	0.125	
3×300*	20.5	1.8	3.0	67.3	12831	7177	0.0601	0.100	
3×400*	23.5	2.0	3.3	77.0	17033	9692	0.0470	0.0778	

*表示紧压圆形绞合导体。 **表示紧压扇形导体。
*-Compacted,standed circular conductor; **-Compacted fan-shaped conductor.

QUNXING WIRE AND CABLE
QUNXING WIRE AND CABLE